

Confidential

File No. NCR18650

Issue Date: 2013/7/31

LITHIUM ION BATTERY  
SPECIFICATION

BATTERY CLASSIFICATION LITHIUM ION BATTERY

PRODUCT CODE \_\_\_\_\_

CLIENT \_\_\_\_\_

[ The client's agreement ]

Signature: \_\_\_\_\_

Name in block letters: \_\_\_\_\_

Date: \_\_\_\_\_

\*If there is no reply within 30 days after the delivery, This document shall be presumed valid.

Portable Rechargeable Battery Business Division,  
SANYO Electric Co.,Ltd.  
Automotive & Industrial Systems Company  
of Panasonic Group  
Technical Service Group No.2  
PA Business Development Team

Dft.	<i>T. Higami</i>
Chk.	<i>M. Nishimura</i>
Chk.	<i>M. Aki</i>
Chk.	<i>T. Nishitani</i>
App.	<i>A. Nishimura</i>

## Contents

	Page
1. Publication Record	1
2. Safety Instructions	2
3. Extent of the Application	6
4. Battery Classification, Product Code and Model Name	6
5. Nominal Specifications	6
6. Electrical Characteristics	7
7. Design and Dimensions	8
8. Appearance	8
9. Shipping Charge	8
10. Precautions on Designing the Charger and the Battery Pack	9
11. Storing Conditions	10
12. Handling Precautions for Lithium Ion Cells	11
13. Warranty Exemptions	11
14. Other Remarks	11
15. Standard Charging Method	12
16. Battery Warranty Period	12
17. Battery Safety Requirements	12
18. Document Terms	12

Title	Specifications of Lithium Ion battery (Cylindrical Type)	page	1/12
-------	--	------	------

**1. Publication Record**

No.	Date	Class	Items		
(0)	2013/7/31	-	Issue	Dft.	T.Higami <i>T. Higami</i>
				Chk.	<i>Y. Nishimura</i> Y.Nishimura
				Chk.	M.Ito <i>M Ito</i>
				Chk.	T.Nishitani <i>T Nishitani</i>
				App.	H.Matsui <i>H Matsui</i>
				Dft.	
				Chk.	
				Chk.	
				Chk.	
				App.	
				Dft.	
				Chk.	
				Chk.	
				Chk.	
				App.	
				Dft.	
				Chk.	
				Chk.	
				Chk.	
				App.	

\*Key to Class abbreviations : A for Added, D for Deleted, R for Revised

File No.	NCR18650	Portable Rechargeable Battery Business Division, SANYO Electric Co., Ltd.
----------	----------	--

Title	Specifications of Lithium Ion battery (Cylindrical Type)	page	2/12
-------	--	------	------

## 2. Safety Instructions

### Prohibited Actions

The cell contains flammable objects such as organic solvents. If the battery is mishandled, it may cause fire, smoke or an explosion and the battery's functionality will be seriously damaged. Please read and check the following prohibited actions. Also, please equip a protection in the application so the application troubles don't affect the battery. Additionally, SANYO highly recommends embedding these instructions into the owner's manual.

**! D a n g e r**

- **Immersion**

*"Do not immerse the battery with liquid such as water, sea water or soda."*

The battery or the battery pack (including protection circuit) may catch on fire, smoke, explode, or cause heat generation by unexpected electrical load.

- **High Temperature**

*"Do not use or place the battery near fire, a heater or a high temperatures (more than 80°C)."*

The battery's polyolefin separator may get damaged from the heat and could cause an internal short circuit. This may cause the battery to catch on fire, smoke, explode, or cause heat generation.

- **Charger and Charge Condition**

*"Do not use unauthorized chargers."*

If the battery is charged under unacceptable conditions (For example: usage in restricted temperature ranges, over voltage, or over current with unauthorized chargers) the battery may catch on fire, smoke, explode, or cause heat generation.

- **Reverse Polarity**

*"Do not force a reverse-charge or a reverse-connection."*

The battery has correct polarity. If the battery doesn't fit, please check the battery's orientation and do not force into the battery mount. If the battery is forced to set with a different polarity, the battery may catch on fire, smoke, explode, or cause heat generation.

- **Direct Connection**

*"Do not connect the battery with AC plug (outlet) or car plugs."*

The battery requires a specific charger. If the battery connects with the outlet directly, the battery may catch on fire, smoke, explode, or cause heat generation.

- **Inappropriate Use with Other Equipment**

*"Do not adapt the battery to unspecified applications. "*

If the battery is used for unspecified applications or systems, the battery may get damaged or catch on fire, smoke, explode, or cause heat generation.

File No	NCR18650	Portable Rechargeable Battery Business Division, SANYO Electric Co., Ltd.
---------	----------	--

Title	Specifications of Lithium Ion battery (Cylindrical Type)		page	3/12
<ul style="list-style-type: none"> <li>● <b>Incineration and Heat</b>  <i>"Please keep the battery away from heat and fire"</i>            The battery materials will get damaged and may catch on fire, smoke, explode, or cause heat generation.</li> <li>● <b>Short-Circuit</b>  <i>"Do not make a short-circuit. "</i>            Do not connect the + and - terminals with conductive material. Do not carry or store the battery with metal objects (such as wire, necklace or hairpins). If the battery is in a short-circuit, excessive large current will flow and may catch on fire, smoke, explode, or cause heat generation.</li> <li>● <b>Impact</b>  <i>" Avoid unnecessary impact to the battery"</i>            Unnecessary impact may cause the battery to leak, heat generation, smoke, fire or explode. Also, the protection circuit may break and that will lose the function of the battery's protection system.</li> <li>● <b>Penetration</b>  <i>" Do not penetrate with a nail or strike with a hammer"</i>            The battery cell may get destroyed or damaged. And the battery's protection circuit may get damaged and cause an internal short-circuit. Additionally, the battery may catch on fire, smoke, explode, or cause heat generation.</li> <li>● <b>Soldering</b>  <i>"Do not directly solder the battery"</i>            The insulator could melt or the gas release vent might get damaged from the heat. Additionally, the battery may catch on fire, smoke, explode, or cause heat generation.</li> <li>● <b>Disassemble and Reconstruction</b>  <i>"Do not disassemble the battery"</i>            If the protection circuit gets damaged, the battery will not be protected. Then, the battery may catch on fire, smoke, explode, or cause heat generation.</li> <li>● <b>Charge near High Temperatures</b>  <i>"Do not charge the battery near high temperatures"</i>            If the battery is charged near high temperatures, the battery may not be able to charge due to the activation of the protection circuit. In these conditions, the protection circuit may break and the battery may catch on fire, smoke, explode, or cause heat generation.</li> <li>● <b>Deformation</b>  <i>"Do not use the battery with conspicuous damage or deformation"</i>            It causes the generating heat, smoke, rupture or flame.</li> <li>● <b>Reverse Charge and Overdischarge</b>  <i>"Do not reverse polarity (and terminals) "</i>            On charging, the battery is reverse-charged and abnormal chemical reaction occurs. And also, there may be case that unexpected large current flows on discharging. These cause the generating heat, smoke, rupture or flame.</li> </ul>				
File No	NCR18650	Portable Rechargeable Battery Business Division, SANYO Electric Co., Ltd.		

Title	Specifications of Lithium Ion battery (Cylindrical Type)		page	4/12
<div style="border: 1px solid black; padding: 5px; text-align: center; margin-bottom: 10px;"><b>! W a r n i n g</b></div> <ul style="list-style-type: none"> <li>● <b>Ingestion</b>  <i>"Keep away from infants"</i>            The battery should be kept away from infants. In case of swallowing the battery, see a doctor immediately.</li> <li>● <b>Storing</b>  <i>"Do not put the battery in the microwave or other cooking appliances"</i>            The battery may on fire, smoke, explode, or cause heat generation due to heat or the electrical impact from the microwave.</li> <li>● <b>Mixed Use</b>  <i>"Do not mix the battery with other batteries."</i>            The battery should not be used with other batteries with different capacity, chemistry or manufacturer. Do not connect with other batteries or mix with other batteries. The battery may catch on fire, smoke, explode, or cause heat generation.</li> <li>● <b>Rust, Changing Color and Deformities</b>  <i>"Do not use abnormal batteries."</i>            Please stop using the battery if there are noticeable abnormalities such as abnormal smell, heat, deformities, or discoloration. The battery may have a defect and may catch fire, smoke, heat generation or explode if used continuously.</li> <li>● <b>Charging Time</b>  <i>" Stop charging if the charging process cannot be finished."</i>            If the battery can not finish the charging process within the specified time, please stop the charging process. The battery may catch on fire, smoke, explode, or cause heat generation.</li> <li>● <b>Leakage①</b>  <i>"Do not use a leaking battery near flames"</i>            If the battery or liquid leaking from the battery has a pungent odor, the battery should keep away from flames. The battery may ignite and explode.</li> <li>● <b>Leakage②</b>  <i>"Do not touch a leaking battery"</i>            If the liquid leaking from the battery gets into eyes, it will cause significant damage. If the leaking liquid gets into your eyes, please flush eyes immediately with pure water. Please consult a physician immediately. If the liquid remains in the eyes it will cause significant damage.</li> <li>● <b>Transport</b>  <i>" Pack the battery tightly during transport"</i>            To prevent short-circuit or damages, please tightly pack the battery into a case or a carton box.</li> </ul>				
File No	NCR18650	Portable Rechargeable Battery Business Division, SANYO Electric Co., Ltd.		

Title	Specifications of Lithium Ion battery (Cylindrical Type)	page	5/12
<div data-bbox="252 353 619 432" style="border: 1px solid black; padding: 5px; text-align: center; margin-bottom: 10px;"> <b>! C a u t i o n</b> </div> <ul style="list-style-type: none"> <li data-bbox="172 465 1406 613">● <b>Use under Direct Sunlight</b> Do not use or leave the battery in excessive heat such as in a car in direct sunlight. The battery may catch on fire, smoke, explode, or cause heat generation. Also, it might cause a deterioration of battery's characteristics and battery life.</li> <li data-bbox="172 613 1406 801">● <b>Static Electricity</b> The battery pack has a protection circuit. Do not use the battery where it generates static electricity (more than 100V) that might damage the protection circuit. If the protection circuit is broken, the battery may catch on fire, smoke, explode, or cause heat generation.</li> <li data-bbox="172 801 1406 990">● <b>Charging Temperature Range</b> Charging temperature range is regulated between 10°C and 45°C. Do not charge the battery out of the specified temperature range. Otherwise, it may cause heat generation, leakage or a serious damage. Also, it might cause deterioration of the battery's characteristics and battery life.</li> <li data-bbox="172 990 1406 1068">● <b>Manual</b> Please read the manual before usage. Please save the manual for future reference.</li> <li data-bbox="172 1068 1406 1146">● <b>Charging Method</b> Please read the charger's manual for the charging method.</li> <li data-bbox="172 1146 1406 1247">● <b>First Time Use</b> Please contact the supplier If the battery has unusual odor, heat generation or rusts during the first usage.</li> <li data-bbox="172 1247 1406 1348">● <b>Use by Children</b> Parents must explain how to use the system and the battery. Please check back periodically to ensure children are using the system and the battery correctly.</li> <li data-bbox="172 1348 1406 1471">● <b>Inflammable Materials</b> Please keep away from flammable materials during the charge and the discharge. It may catch on fire, smoke, explode, or cause heat generation.</li> <li data-bbox="172 1471 1406 1572">● <b>Leakage</b> If electrolyte leak from the battery and adhere to the skin or clothes, immediately flush it with water. Otherwise, it may cause skin irritation.</li> <li data-bbox="172 1572 1406 1740">● <b>Insulation</b> If lead wires or metal objects come out from the battery, please seal and insulate them completely. Otherwise, the battery may cause a short circuit and catch on fire, smoke, explode, or cause heat generation.</li> <li data-bbox="172 1740 1406 1818">● <b>Recycle</b> Please recycle the battery according to local rules or regulations after use.</li> </ul>			
File No	NCR18650	Portable Rechargeable Battery Business Division, SANYO Electric Co., Ltd.	

Title

Specifications of Lithium Ion battery (Cylindrical Type)

page

6/12

### 3. Extent of the Application

This specification is applied to Lithium Ion Battery of NCR18650BD

For special applications in which quality and reliability are required, or if the failure or malfunction of the products may directly jeopardize life or cause threat of personal injury such as for weapon, aircraft and aerospace equipment, aircraft electronics equipment, medical equipment (a part of class 2 equipment, class 3 or more equipment), or cause large-scale system troubles, explosion-proof equipment, electric vehicle, hybrid electric vehicle, and electric motor cycle (except electric power-assisted bicycle), this specification shall not be applied.

### 4. Battery Classification and Product Code and Model Name

4.1 Battery Classification                      Lithium Ion Battery

4.2 Product Code

4.3 Model Name                                      NCR18650BD

4.4 Cell Type                                        NCR18650BD

This model is not controlled under Wassenaar Arrangement because of the relaxation for criterion. However, some of the countries have not amended the laws and/or regulations. Please make sure to confirm with the governmental authorities of the relevant countries for further detail.

### 5. Nominal Specifications

Items		Specifications	Notes
5.1	Rated Capacity	3000 mAh	0.61A discharge at 20°C
5.2	Capacity	Minimum <sup>※1</sup>	3080 mAh
		Typical	3180 mAh
5.3	Nominal Voltage	3.60V	0.61A discharge at 25°C
5.4	Discharging End Voltage	2.5V	
5.5	Charging Current (Std.)	0.9A	Max.1.5A
5.6	Charging Voltage	4.20 ± 0.03V	
5.7	Charging Time (Std.)	8.0 hours	
5.8	Continuous Discharging Current (Max.) <sup>※2※3</sup>	10A	0 ~ +40°C
5.9	Internal Resistance	less than 35mΩ	AC Impedance 1 kHz
5.10	Weight	less than 49g	
5.11	Operating Temperature	Charge	10 ~ +45°C <sup>※6</sup>
		Discharge	-20 ~ +60°C
5.12	Storing Conditions	less than 1 month	-20 ~ +50°C
		less than 3 months	-20 ~ + 40°C
		less than 1 year	-20 ~ + 20°C
			Percentage of recoverable capacity 80% <sup>※4</sup>

※1 Capacity is measured by the discharge at 0.61A until end voltage of 2.5V after fully charged at 25°C as described in the specification.

※2 Discharge at high rate or high temperature environment will accelerate the degradation of the battery capacity. As a result, battery life will be shorten.

※3 The maximum discharge current for a single cell use. However after the battery pack assembly, there will be a limitation of maximum discharge current due to a protection circuit or a protection device.

※4 Percentage of recoverable capacity

= (Discharging time after storage / Initial discharging time) ×100

The discharging time is measured by the discharge current of 0.61A until 2.5V of end voltage after the battery is fully charged at 25°C.

※5 Maximum cell surface temperature :The cell temperature must not exceed 70°C

※6 Charging condition during 0 to 10 °C : 0.45A(max.0.75A) with 4.25V (maximum voltage) or 4.10V(maximum charging voltage) with 0.9A(max.1.5A).

File No

NCR18650

Portable Rechargeable Battery Business Division,  
SANYO Electric Co., Ltd.



Title	Specifications of Lithium Ion battery (Cylindrical Type)		page	7/12
<b>6. Electrical Characteristics</b>				
Items	Conditions		Criteria	
6.1 Full Charge	The battery is charged with 0.9A constant current until the voltage reaches 4.20V. Then, the current is reduced in order to keep the constant voltage of 4.20V. The total charging time is 8.0 hours at 25 °C.			
6.2 Capacity	① Within 1 hour, after fully charged at 25°C, the battery is discharged with 0.61A continuously until 2.5V of end voltage at 25°C.		More than 300min.	
	② Within 1 hour, after fully charged at 25°C, the battery is discharged with 3.08A continuously until 2.5V of end voltage at 25°C.		More than 54min.	
6.3 Cycle Life	The battery is repeated 300 times of Charge and Discharge cycles, (Charged by CC-CV of 0.9A-4.20V for 8.0 hours, Discharged by CC of 3.08A to 2.5V (E.V.)) at 25°C. After the 300 cycles, the discharge time is measured by the Item 6.2.②.		More than 38min.	
6.4 Temperature Characteristics	① Within 1 hour, after fully charged at 25°C, the battery is stored at 0 °C for 3 hours. After that, the discharge time is measured Item 6.2.② at 0 °C.		More than 30min.	
	② Within 1 hour, after fully charged at 25°C, the battery is stored at 60 °C for 3 hours. After that, the discharge time is measured Item 6.2.② at 60 °C.		More than 50min.	
6.5 Storage at Fully Charged State	After fully charged at 25°C, the battery is stored for 20 days at 60 °C. After the storage, the battery is set in 25°C for 3 hours. Then, the discharge time is measured Item 6.2.②.		More than 30min.	
	Then, the same battery is fully charged again and checked the second discharge time by the Item 6.2 ② at 25 °C.		More than 40min.	
File No	NCR18650		Portable Rechargeable Battery Business Division, SANYO Electric Co., Ltd.	

Title	Specifications of Lithium Ion battery (Cylindrical Type)	page	8/12
6.6 Storage at Full Discharged State	After fully charged at 25°C, the battery is discharged by the Item 6.2.②. Then, the battery is stored for 20 days at 60 °C. After the storage, the battery is set in 25°C for 3 hours. Then, the discharge time is measured by Item 6.2.② at 25°C.	More than 50min.	
6.7 Drop	After fully charged at 25°C, the cell is dropped 3 times in random direction from a height of 1 m onto a flat surface of concrete.	No rupture, no fire	

#### STANDARD TEST CONDITIONS:

The testes shall be implemented with new batteries that were delivered within the last 7 days.

The tests shall be performed at 25±2 °C (The standard temperature of second grade is specified by *JIS Z 8703* (Standard Test Conditions)), 65±20 % (The standard humidity of twentieth grade is specified by *JIS Z 8703* (Standard Test Conditions)). The grade of voltmeter and ammeter in the tests shall be higher than Class 0.5 which is specified by *JIS C 1102* (Electric Indicator).

### 7. Design and Dimensions

The battery design is shown in the following documents or drawings.

(Drawing No. NCR18650BD)

### 8. Appearance

The battery should not have the following appearance issues at delivery:

- Scratch
- Rust
- Discoloration
- Dirt
- Deformation
- Leakage

The battery should be in good condition.

### 9. Shipping Charge

The battery is shipped out with the approximately 48%\* charged state.

\*The 48% capacity is the condition in which SANYO ships the battery but it's not the condition when \_\_\_\_\_ receives the battery.

File No	NCR18650	Portable Rechargeable Battery Business Division, SANYO Electric Co., Ltd.
---------	----------	--

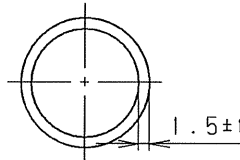
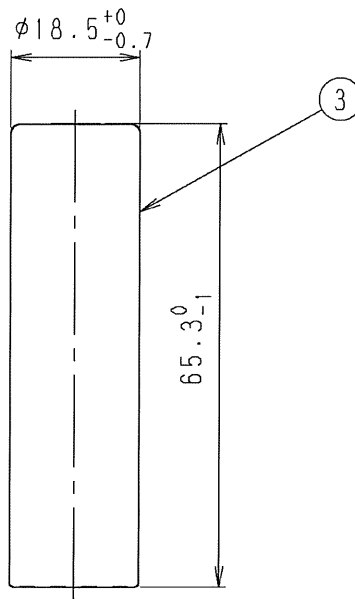
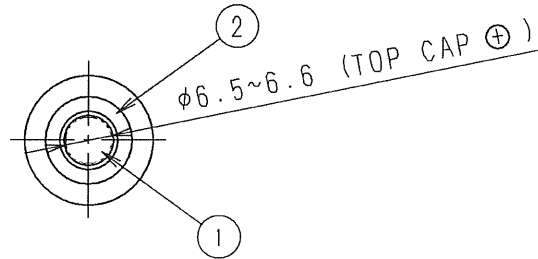
Title	Specifications of Lithium Ion battery (Cylindrical Type)	page	9/12
<b>10. Precautions for Designing of the Chargers and the Battery Packs</b>			
<b>10-1. Precautions for Designing of and the Charger.</b>			
<b>(1) Charge</b>			
<ul style="list-style-type: none"> <li>• The battery is charged by a method of constant current-constant voltage.</li> </ul>			
<ul style="list-style-type: none"> <li>• Regarding NCR18650BD, the charging current should not exceed 3.08A/cell.</li> </ul>			
<ul style="list-style-type: none"> <li>• The charging voltage should not exceed 4.20V /cell.</li> </ul>			
<p>The charging voltage is required to be set to less than 4.23V/cell with considering the accuracy of charger. Even if the charger is failed, the total safety shall be secured.</p>			
<ul style="list-style-type: none"> <li>• The charger shall be equipped with a pre-charge system.</li> </ul>			
<p>If battery voltage goes down to less than 2.5V/cell, the battery should be charged by pre-charge current of maximum 0.30A. Once, the battery reached more than 2.5V/cell by the pre-charging, the charger can resume the standard charging method. However, if the battery voltage never recovers more than 2.5V/cell, the charger must be stopped and turned off.</p>			
<ul style="list-style-type: none"> <li>• The charger shall be equipped a full charge detection.</li> </ul>			
<p>The charger shall detect the full-charged state by a timer, current detection or open circuit voltage detection. When the charger detects the full-charge, the charger shall stop charging. Do not apply the continuous charging (trickle charging) method.</p>			
<ul style="list-style-type: none"> <li>• The charging temperature range should be set between 10 °C to +45 °C.</li> </ul>			
<b>(2) Discharge</b>			
<ul style="list-style-type: none"> <li>• The discharge current should not exceed 10A/cell.</li> </ul>			
<ul style="list-style-type: none"> <li>• The discharge temperature should be between -20°C to +60 °C.</li> </ul>			
<ul style="list-style-type: none"> <li>• The discharge end voltage should be more than 2.5V/cell.</li> </ul>			
<b>(3) Over discharge</b>			
<ul style="list-style-type: none"> <li>• Do not discharge the battery less than 2.0V/cell.</li> </ul>			
<b>(4) Design of and chargers.</b>			
<ul style="list-style-type: none"> <li>• The cells should be kept away from heat generating electronic parts in order to avoid deterioration of battery performance.</li> </ul>			
<b>10-2. Precautions for Battery Pack Design.</b>			
<b>(1) Shape, mechanism and material of battery packs</b>			
<ul style="list-style-type: none"> <li>• The battery pack should be designed so it does not connect with to unauthorized chargers.</li> </ul>			
<ul style="list-style-type: none"> <li>• The battery pack should be designed so it cannot connect with unauthorized equipment and/or devices.</li> </ul>			
<ul style="list-style-type: none"> <li>• The terminal shape should be designed to avoid short circuit issues. In addition, the battery pack should be equipped with an over current protection function in order to prevent from external short circuit issues.</li> </ul>			
<ul style="list-style-type: none"> <li>• The terminal shape and structure should be designed so it does not connect in backwards.</li> </ul>			
<ul style="list-style-type: none"> <li>• The battery pack should be designed to prevent static electricity, electrolyte or water ingress issues.</li> </ul>			
File No	NCR18650	Portable Rechargeable Battery Business Division, SANYO Electric Co., Ltd.	

Title	Specifications of Lithium Ion battery (Cylindrical Type)		page	10/12
<ul style="list-style-type: none"> <li>• The battery pack should be designed so the protection circuit functions can be inspected during the assembly process.</li> <li>• The battery pack should be designed so electrolyte cannot reach to the protection circuit board even if electrolyte leak out of the cells.</li> <li>• The cells should be fixed by a tape or a glue in the case. If the battery pack is dropped, the cells should be protected against dents, deformations and other mechanical stresses.</li> <li>• Plastic cases should be closed with glue. If an ultra sonic welding method is applied to the case sealing, SANYO will not take any responsibilities for any defects.</li> <li>• The pack shall be designed so end users cannot remove or disassemble the cells.</li> </ul> <p>(2) Protection Circuit</p> <p>The following protection circuit should be equipped in the battery pack:</p> <ul style="list-style-type: none"> <li>• <b>Overcharge protection</b> For safety reason and in order not to shorten the cycle life, max overcharge protection voltage of each block should be under 4.25V/cell including tolerance.</li> <li>• <b>Over discharge protection</b> If cell voltage reaches approximately 2.2V/cell, we recommend the over discharge protection will shut down the discharge current and the circuit consumption current will be set to less than 1<math>\mu</math>A.</li> <li>• <b>Over current protection</b> If discharge current exceeds approximately 10A/cell, the over current protection will shut down the current.</li> </ul> <p>(3) Electric circuit</p> <ul style="list-style-type: none"> <li>• To avoid over discharge mode during long storage times, the consumption current of the battery pack's protection circuit should be set as low as possible.</li> </ul> <p>(4) Cell connection</p> <ul style="list-style-type: none"> <li>• The cells should not be connected using a soldering process. In order to avoid any damages, cells should be connected to lead plates by a spot welding method.</li> </ul> <p>(5) Precautions on label</p> <ul style="list-style-type: none"> <li>• The rating label should indicate required information and precautions. The precautions should be based on the information in section 2.</li> </ul> <p><b>11. Storing Conditions</b></p> <p><b>11-1 Storage Temperature and Humidity (Within 3 months)</b></p> <ul style="list-style-type: none"> <li>• Cells should be stored between -20°C to +40°C in a low humidity condition (less than 70 %RH) without any corrosive gases.</li> <li>• No condensation on the cell</li> </ul> <p><b>11-2 Long Duration Storage</b></p> <ul style="list-style-type: none"> <li>• Cells should be stored between -20°C to +20°C in a low humidity condition (less than 70%RH) without any corrosive gases. We recommend the discharged state or partially charged state SANYO shipped out for the long duration storage.</li> <li>• No condensation on cells.</li> </ul>				
File No	NCR18650	Portable Rechargeable Battery Business Division, SANYO Electric Co., Ltd.		

Title	Specifications of Lithium Ion battery (Cylindrical Type)		page	11/12
<p><b>12. Handling Precautions for Lithium Ion Cells</b></p> <ul style="list-style-type: none"> <li>• This section describes handling precautions for lithium ion cells which will be assembled as</li> </ul> <p>This battery pack consists of NCR18650BD.</p> <p><b>12-1 Series Connections Precautions</b></p> <ul style="list-style-type: none"> <li>• When the cells are connected in series, use the same rank cells. This information is described in the label on the carton. In addition, the cell voltage should be checked and the voltage should be within 20mV.</li> <li>* Lot number on carton label.</li> </ul> <p><b>12-2 Inspection of the Battery Pack before Shipping</b></p> <p>All battery packs shall be inspected for:</p> <ul style="list-style-type: none"> <li>• Voltage</li> <li>• Internal impedance</li> <li>• Function of protection circuit</li> <li>• Thermistor resistance</li> <li>• Thermal fuse</li> </ul> <p><b>12-3 Abnormal Cells</b></p> <ul style="list-style-type: none"> <li>• Do not use damaged cells by dropping, and/or short circuit and cells with electrolyte smell and any other damaged cells.</li> </ul> <p><b>13. Warranty Exemptions</b></p> <ul style="list-style-type: none"> <li>• SANYO will not be liable for any damages that are caused by violations of the in this specification.</li> <li>• SANYO will not be liable for any problems caused by design defects of the battery packs, and/or chargers.</li> <li>• SANYO will not accept any abnormal cells that were caused due to any incorrect assembly process.</li> </ul> <p><b>14. Other Remarks</b></p> <ul style="list-style-type: none"> <li>• If there are problems in this specification, SANYO will take them into consideration.</li> <li>• SANYO can discuss specs or precautions that are not described in this specification.</li> <li>• Do not use the provided cells for other applications.</li> </ul>				
File No	NCR18650	Portable Rechargeable Battery Business Division, SANYO Electric Co., Ltd.		

Title	Specifications of Lithium Ion battery (Cylindrical Type)		page	12/12
<p><b>15. Standard Charging Method</b></p> <p>(1) The standard charge condition is 0.9A/cell - 4.20V/cell (Constant current-constant voltage).The charging process should be discontinued when either the time, the current or OCV reach certain values.</p> <p>(2) In case of the over discharge state (For example: Battery voltage is less than 2.0V/cell), the battery should be charged by a pre-charge system in order to prevent FET's heat generation in a circuit.</p> <p>(3) The pre-charging current should be approximately 0.30A. Once, the battery voltage reaches more than 2.5V/cell, the charger can resume the standard charging method. The pre-charging should have a cut-off timer and if the voltage doesn't recover over 2.5V/cell in the set time, the charging should be stopped.</p> <p>(4) The current interrupt device (CID) may work if the battery is charged continuously after fully-charged and/or is charged at high temperature. Please consult SANYO for charging method instructions.</p> <p><b>16. Battery Warranty Period</b></p> <p>The warranty period is limited to one year from date of shipment. SANYO will replace batteries if it is clear that there was a defect in SANYO's manufacturing process and that the battery was not misused.</p> <p><b>17. Battery Safety Requirements</b></p> <p>In order to ensure the safety of the battery, please contact SANYO to discuss the application design from a mechanical or a electrical viewpoint. Also, if there are special conditions (For example: lager current load, a quick charge method or an unique usage pattern), please contact SANYO to check the conditions before the product specification is fixed.</p> <p><b>18. Document Terms</b></p> <p>(1) The expiration period for this document is 6 months.</p> <p>(2) If a new document is released, please return or dispose the old one.</p> <p>(3) This document is still preliminary. The contents are not fixed completely.</p>				
File No	NCR18650	Portable Rechargeable Battery Business Division, SANYO Electric Co., Ltd.		

子番	記	部品コード	部品名	符	個	材質・規格・寸法	摘要
	①		CELL		1	NCR18650BD	
	②		INSULATOR		1	PAPER	
	③		OUTER JACKET		1	SHRINK TUBE	



1  
2  
3  
4  
5  
6  
7  
8  
9  
10  
11  
12  
13  
14  
15  
16  
17  
18  
19  
20  
21  
22  
23  
24  
25  
26  
27  
28  
29  
30

承認
Tamaeawa
検図
Nagasaki
検図

Miyata	図面経歴	関連図面	△		
設計	13.07.30		△	年月日	訂正内容
Shibano	図面作成日	重量	△	材質・規格・寸法	技術
製図	当初使用機種	個	△	処理・加工	
Suzimoto	NCR18650BD	台	△	部品名(英語)	
	反鉢	寸法公差	△	部品名(日本語)	
		以上 ±	△	部品コード	
		~ ±	△	図番	
		~ ±	△		
		以下 ±	△		
		角度公差 ±	△		
		孔径公差 ±	△		
		員数	△		
		1	△		
		単位mm	△		
		尺度1:1	△		
			△		