


Mutfak Aksesuarları ve Donanımları

Kitchen Hardware and Accessories

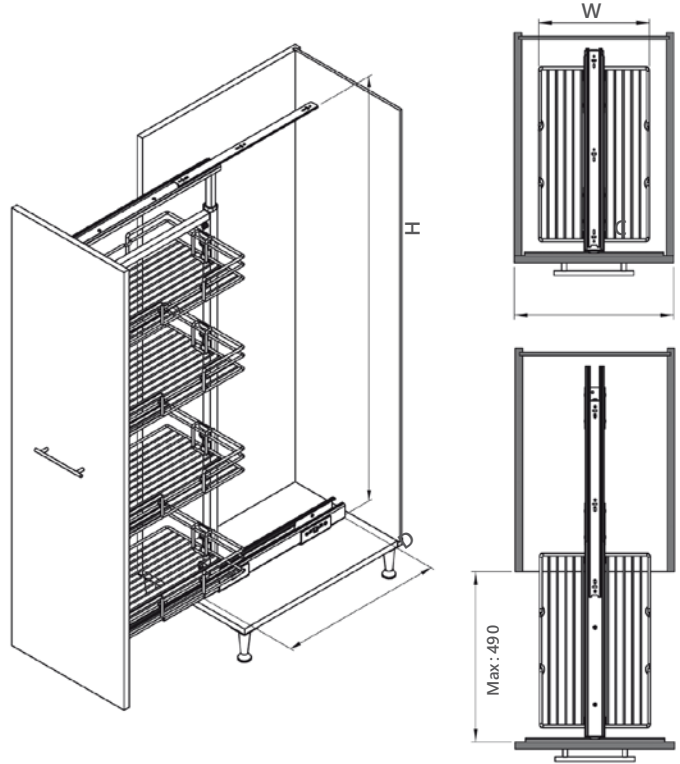
“İyi Fikirler, İyi Çözümler..”

11





Teleskopik Kiler Sepetleri
Telescopic Larder Baskets



2 Sepet | 2 Baskets

Kod / Code		W x D x H (mm)	C (mm)
Tel Hasır Sepet Wire Bottom	Ahşap Sepet Wooden Bottom		
320529	320546	230 x 5 10 x 600-80 0	300
320530	320547	280 x 5 10 x 600-80 0	350
298725	320548	330 x 5 10 x 600-80 0	400
320531	320549	380 x 5 10 x 600-80 0	450
320532	307981	430 x 5 10 x 600-80 0	500
320533	320550	480 x 5 10 x 600-80 0	550

3 Sepet | 3 Baskets

Kod / Code		W x D x H (mm)	C (mm)
Tel Hasır Sepet Wire Bottom	Ahşap Sepet Wooden Bottom		
320534	320552	230 x 5 10 x 850-110 0	300
320535	320553	280 x 5 10 x 850-110 0	350
298536	320554	330 x 5 10 x 850-110 0	400
320537	320555	380 x 5 10 x 850-110 0	450
320538	307956	430 x 5 10 x 850-110 0	500
320539	320557	480 x 5 10 x 850-110 0	550

4 Sepet | 4 Baskets

Kod / Code		W x D x H (mm)	C (mm)
Tel Hasır Sepet Wire Bottom	Ahşap Sepet Wooden Bottom		
320540	320558	230 x 5 10 x 1100-12 50	300
320541	320559	280 x 5 10 x 1100-12 50	350
298542	320560	330 x 5 10 x 1100-12 50	400
320543	320561	380 x 5 10 x 1100-12 50	450
320544	307962	430 x 5 10 x 1100-12 50	500
320545	320563	480 x 5 10 x 1100-12 50	550



Teleskopik Kiler Sepetleri Telescopic Larder Baskets

4 Sepet | 4 Baskets

Kod / Code		W x D x H (mm)	C (mm)
Tel Hasır Sepet Wire Bottom	Ahşap Sepet Wooden Bottom		
299744	320594	230 x 510 x 1250-14 00	300
320564	320595	280 x 510 x 1250-14 00	350
304929	320596	330 x 510 x 1250-14 00	400
320565	320597	380 x 510 x 1250-14 00	450
320098	320598	430 x 510 x 1250-14 00	500
320566	320599	480 x 510 x 1250-14 00	550

5 Sepet | 5 Baskets

Kod / Code		W x D x H (mm)	C (mm)
Tel Hasır Sepet Wire Bottom	Ahşap Sepet Wooden Bottom		
320567	320600	230 x 510 x 1400-1550	300
320568	320601	280 x 510 x 1400-1550	350
298724	320602	330 x 510 x 1400-1550	400
320570	320603	380 x 510 x 1400-1550	450
320571	307980	430 x 510 x 1400-1550	500
320572	320604	480 x 510 x 1400-1550	550

5 Sepet | 5 Baskets

Kod / Code		W x D x H (mm)	C (mm)
Tel Hasır Sepet Wire Bottom	Ahşap Sepet Wooden Bottom		
320573	320605	230 x 510 x 1550-1700	300
320574	320606	280 x 510 x 1550-1700	350
055053	320607	330 x 510 x 1550-1700	400
320576	320608	380 x 510 x 1550-1700	450
320577	320609	430 x 510 x 1550-1700	500
319650	320610	480 x 510 x 1550-1700	550

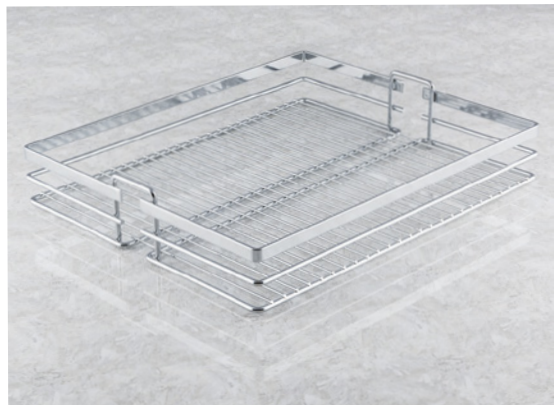
6 Sepet | 6 Baskets

Kod / Code		W x D x H (mm)	C (mm)
Tel Hasır Sepet Wire Bottom	Ahşap Sepet Wooden Bottom		
319938	320611	230 x 510 x 1700-1850	300
320578	320612	280 x 510 x 1700-1850	350
320579	319266	330 x 510 x 1700-1850	400
320580	319614	380 x 510 x 1700-1850	450
320581	320615	430 x 510 x 1700-1850	500
320582	320616	480 x 510 x 1700-1850	550

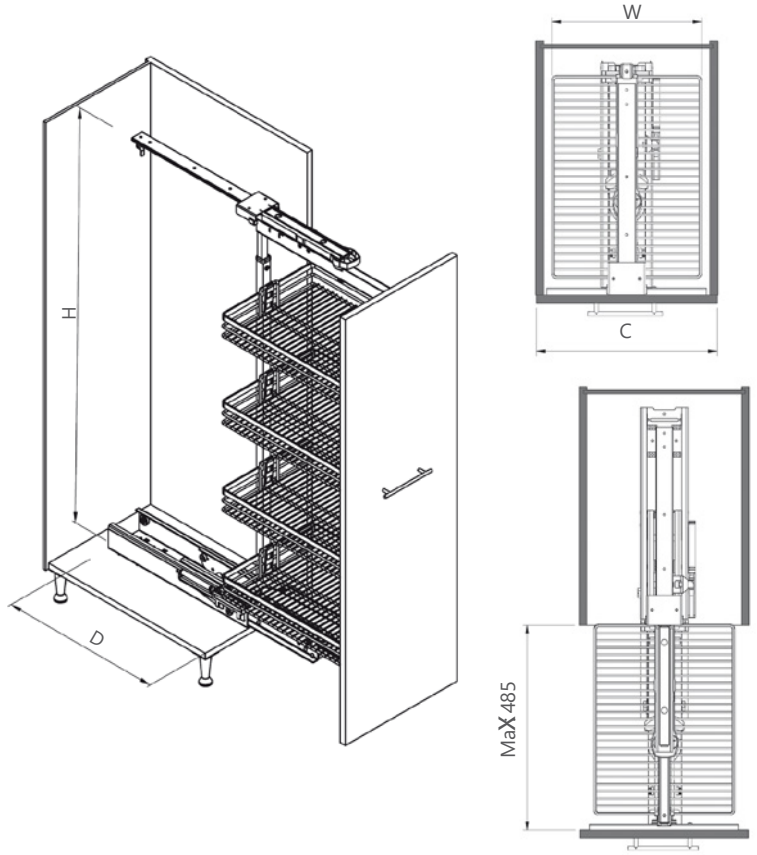
6 Sepet | 6 Baskets

Kod / Code		W x D x H (mm)	C (mm)
Tel Hasır Sepet Wire Bottom	Ahşap Sepet Wooden Bottom		
320583	320613	230 x 510 x 1850-2000	300
320584	320617	280 x 510 x 1850-2000	350
320585	320618	330 x 510 x 1850-2000	400
320586	320619	380 x 510 x 1850-2000	450
297708	320620	430 x 510 x 1850-2000	500
320587	320621	480 x 510 x 1850-2000	550

Kod / Code		W x D x H (mm)	C (mm)
Tel Hasır Sepet Wire Bottom	Ahşap Sepet Wooden Bottom		
320588	320622	230 x 440 x 75	300
320589	320623	280 x 440 x 75	350
320590	320624	330 x 440 x 75	400
320591	320625	380 x 440 x 75	450
320592	320626	430 x 440 x 75	500
320593	320627	480 x 440 x 75	550



Döner Teleskopik Kiler - Frenli
Turning Telescopic Larder - Soft Closing



4 Sepet | 4 Baskets

Kod / Code		W x D x H (mm)	C (mm)
Tel Hasır Sepet Wire Bottom	Ahşap Sepet Wooden Bottom		
320629	320641	280 x 5 10 x 1250-14 00	350
320630	320642	330 x 5 10 x 1250-14 00	400
320631	320643	380 x 5 10 x 1250-14 00	450
320632	320644	430 x 5 10 x 1250-14 00	500

5 Sepet | 5 Baskets

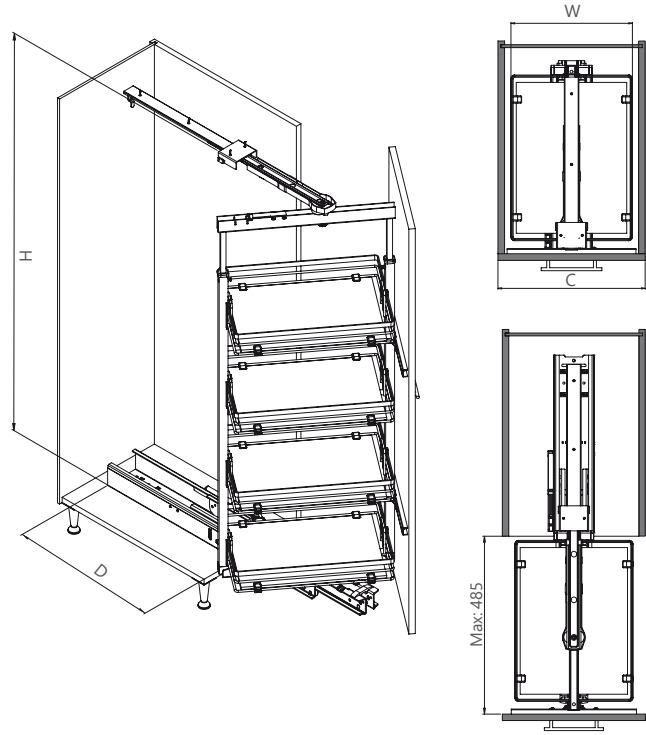
Kod / Code		W x D x H (mm)	C (mm)
Tel Hasır Sepet Wire Bottom	Ahşap Sepet Wooden Bottom		
320629	320641	280 x 5 10 x 1400-15 50	350
320630	320642	330 x 5 10 x 1400-15 50	400
320631	320643	380 x 5 10 x 1400-15 50	450
320632	320644	430 x 5 10 x 1400-15 50	500

5 Sepet | 5 Baskets

Kod / Code		W x D x H (mm)	C (mm)
Tel Hasır Sepet Wire Bottom	Ahşap Sepet Wooden Bottom		
320637	320649	280 x 5 10 x 1550-17 00	350
320638	320650	330 x 5 10 x 1550-17 00	400
320639	320651	380 x 5 10 x 1550-17 00	450
320640	320652	430 x 5 10 x 1550-17 00	500



Döner Kiler - Frenli Sepetleri
Turning Larder - Soft Closing Baskets



6 Sepet | 6 Baskets


Kod / Code		W x D x H (mm)	C (mm)
Tel Hasır Sepet Wire Bottom	Ahşap Sepet Wooden Bottom		
320661	320673	280 x 5 10 x 1700-18 50	350
320662	320674	330 x 5 10 x 1700-18 50	400
320663	320675	380 x 5 10 x 1700-18 50	450
320664	320676	430 x 5 10 x 1700-18 50	500

6 Sepet | 6 Baskets

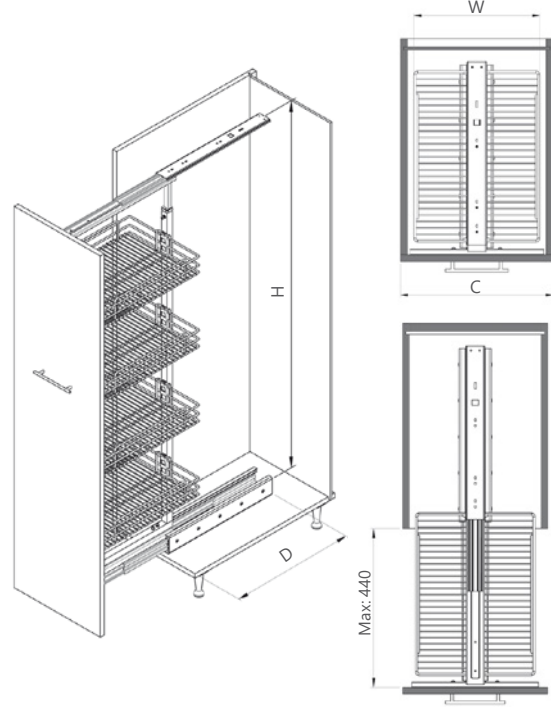
Kod / Code		W x D x H (mm)	C (mm)
Tel Hasır Sepet Wire Bottom	Ahşap Sepet Wooden Bottom		
320665	320677	280 x 5 10 x 1850-20 00	350
320666	320678	330 x 5 10 x 1850-20 00	400
320667	320679	380 x 5 10 x 1850-20 00	450
320668	320680	430 x 5 10 x 1850-20 00	500



Kod / Code		W x D x H (mm)	C (mm)
Tel Hasır Sepet Wire Bottom	Ahşap Sepet Wooden Bottom		
320669	320681	280 x 445 x 83	350
320670	320682	330 x 445 x 83	400
320671	320683	380 x 445 x 83	450
320672	320684	430 x 445 x 83	500



Teleskopik Kiler - Bilyalı Raylı - Frenli
Telescopic Larder Ballbearing - Soft Closing



4 Sepet | 4 Baskets

Kod / Code		W x D x H (mm)	C (mm)
Tel Hasır Sepet Wire Bottom	Ahşap Sepet Wooden Bottom		
320685	320699	230 x 5 10 x 1250-14 00	300
320686	320700	280 x 5 10 x 1250-14 00	350
320687	320701	330 x 5 10 x 1250-14 00	400
320688	320702	380 x 5 10 x 1250-14 00	450
320689	320703	430 x 5 10 x 1250-14 00	500

5 Sepet | 5 Baskets

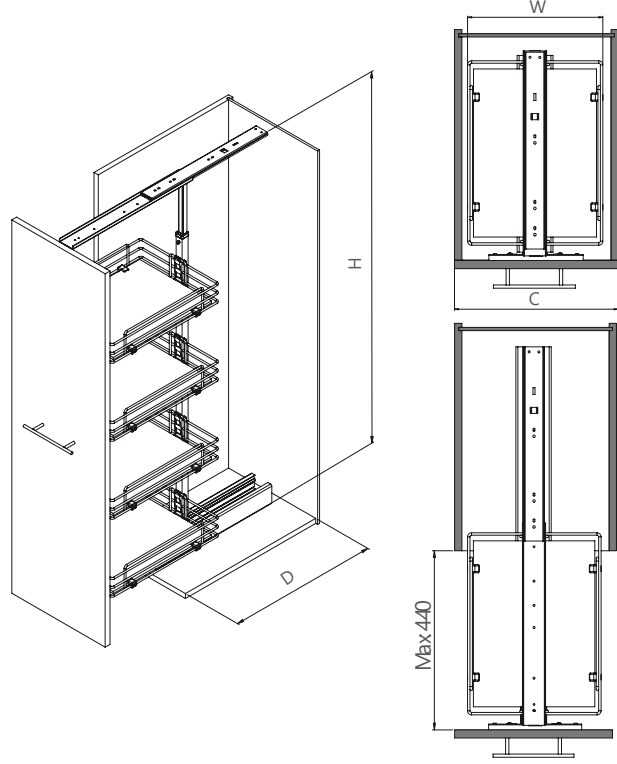
Kod / Code		W x D x H (mm)	C (mm)
Tel Hasır Sepet Wire Bottom	Ahşap Sepet Wooden Bottom		
320690	320704	230 x 5 10 x 1400-15 50	300
320691	320705	280 x 5 10 x 1400-15 50	350
320692	320706	330 x 5 10 x 1400-15 50	400
320693	320707	380 x 5 10 x 1400-15 50	450
320694	320708	430 x 5 10 x 1400-15 50	500

5 Sepet | 5 Baskets

Kod / Code		W x D x H (mm)	C (mm)
Tel Hasır Sepet Wire Bottom	Ahşap Sepet Wooden Bottom		
320695	320709	230 x 5 10 x 1550-17 00	300
320696	320710	280 x 5 10 x 1550-17 00	350
320154	320711	330 x 5 10 x 1550-17 00	400
320697	320712	380 x 5 10 x 1550-17 00	450
320698	320713	430 x 5 10 x 1550-17 00	500



Teleskopik Kiler - Frenli Sepetleri
Telescopic Larder Soft Closing Baskets



6 Sepet | 6 Baskets

Kod / Code		W x D x H (mm)	C (mm)
Tel Hasır Sepet Wire Bottom	Ahşap Sepet Wooden Bottom		
320714	320728	230 x 5 10 x 1700-18 50	300
320715	320729	280 x 5 10 x 1700-18 50	350
320716	320730	330 x 5 10 x 1700-18 50	400
320717	320731	380 x 5 10 x 1700-18 50	450
320718	320732	430 x 5 10 x 1700-18 50	500

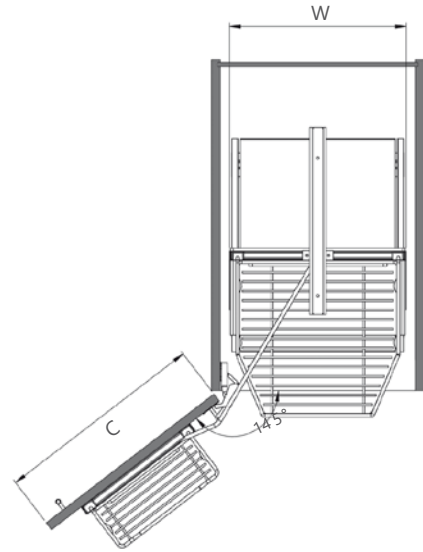
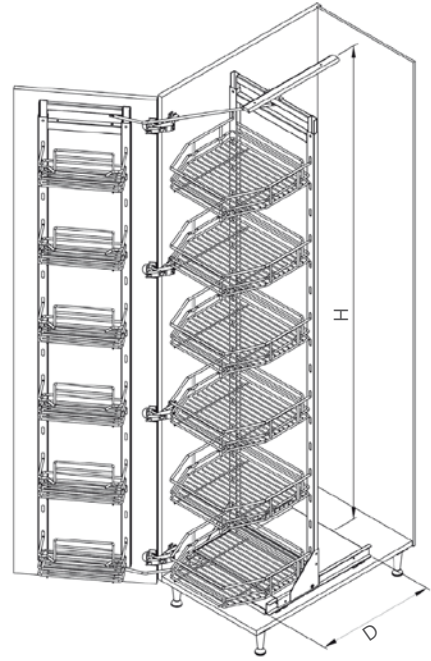
6 Sepet | 6 Baskets

Kod / Code		W x D x H (mm)	C (mm)
Tel Hasır Sepet Wire Bottom	Ahşap Sepet Wooden Bottom		
320719	320733	230 x 5 10 x 1850-20 00	300
320720	320734	280 x 5 10 x 1850-20 00	350
320721	320735	330 x 5 10 x 1850-20 00	400
315650	320736	380 x 5 10 x 1850-20 00	450
320723	320737	430 x 5 10 x 1850-20 00	500



Kod / Code		W x D x H (mm)	C (mm)
Tel Hasır Sepet Wire Bottom	Ahşap Sepet Wooden Bottom		
320722	320738	230 x 445 x 83	300
320724	320739	280 x 445 x 83	350
320725	320740	330 x 445 x 83	400
315726	320741	380 x 445 x 83	450
320727	320742	430 x 445 x 83	500



İkiz Kiler
Twin Larder



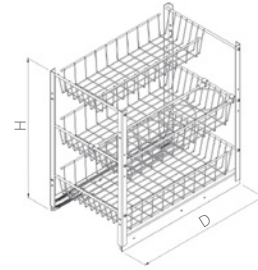
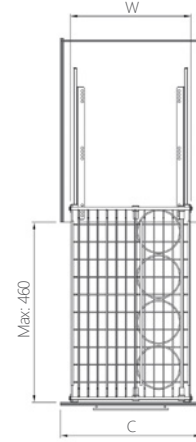
Kod / Code	Basket Sepet	W x D x H (mm)	C (mm)
319341	4	380 x 530 x 1250 - 140 0	450
206107	4	530 x 530 x 1250 - 140 0	600
320653	5	380 x 530 x 1400 - 155 0	450
320657	5	530 x 530 x 1400 - 155 0	600
284575	5	380 x 530 x 1550 - 170 0	450
320658	5	530 x 530 x 1550 - 170 0	600
320659	6	380 x 530 x 1700 - 185 0	450
320660	6	530 x 530 x 1700 - 185 0	600
272829	6	380 x 530 x 1850 - 200 0	450
314275	6	530 x 530 x 1850 - 200 0	600







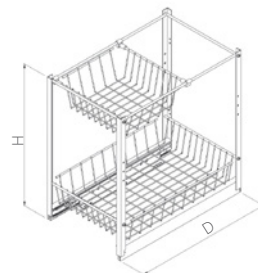
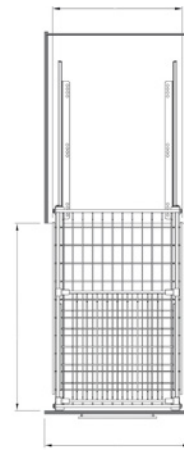
Tezgah Altı 3 Sepetli Şişelik Ünite
Under -Workbench Unit with
3 Baskets and Bottle Division



Kod / Code	W x D x H (mm)	C (mm)
307978	210 x 500 x 520	300
320841	260 x 500 x 520	350
320844	310 x 500 x 520	400
157757	360 x 500 x 520	450
320847	410 x 500 x 520	500
320848	460 x 500 x 520	550
320849	510 x 500 x 520	600



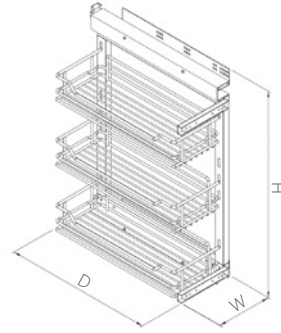
Tezgah Altı Ekmeklik Ünitesi
Under -Workbench Unit with Bread Holder



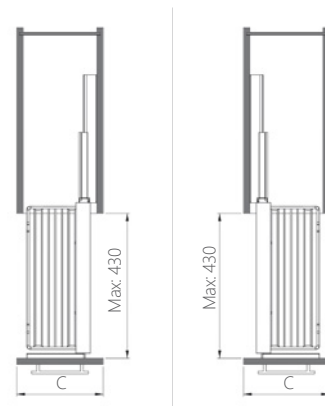
Kod / Code	W x D x H (mm)	C (mm)
320850	210 x 500 x 520	300
157736	260 x 500 x 520	350
320851	310 x 500 x 520	400
320852	360 x 500 x 520	450



Yandan Tandem Raylı Ünite (90 Derece)
Unit With Slide Tandem Rail (90 Degrees)



Kod / Code		W x D x H (mm)	C (mm)	Yön
Tel Hasır Sepet Wire Bottom	Ahşap Sepet Wooden Bottom			
320853	320854	205 x 470 x 635	250	Sol
320855	320864	205 x 470 x 635	250	Sağ
320858	320865	255 x 470 x 635	300	Sol
320859	320866	255 x 470 x 635	300	Sağ
319620	320867	255-205-155x470x635	300	Sol
317087	320868	255-205-155x470x635	300	Sağ
320860	320869	305 x 470 x 635	350	Sol
320861	320870	305 x 470 x 635	350	Sağ
320862	320871	355 x 470 x 635	400	Sol
320863	320872	355 x 470 x 635	400	Sağ

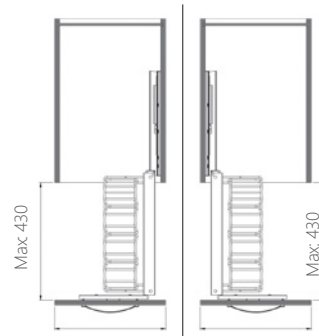
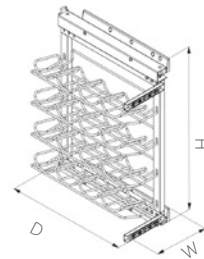


Yön / Direction : Sol / Left

Yön / Direction : Sağ / Right



Yandan Tandem Raylı Şişe Ünitesi
Bottle Unit With Slide Tandem Rail



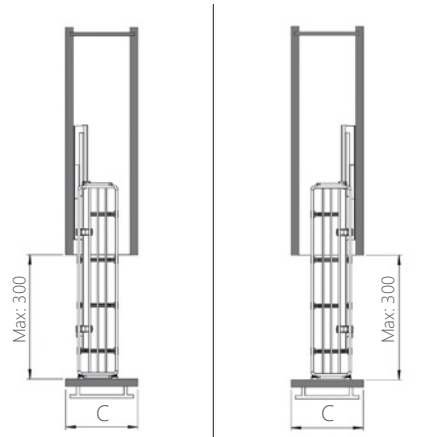
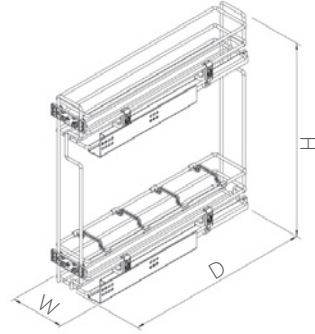
Yön / Direction : Sol / Left

Yön / Direction : Sağ / Right

Kod / Code	W x D x H (mm)	C (mm)	Yön
320873	260 x 470 x 640	400	Sol
320874	260 x 470 x 640	400	Sağ



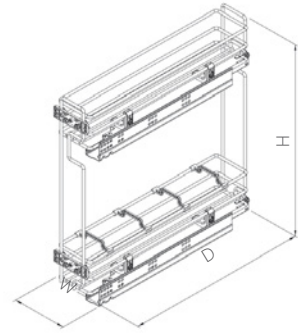
Tandem Raylı Şişelik
Bottle Holder With Tandem Rail



Yön / Direction : Sol / Left Yön / Direction : Sağ / Right

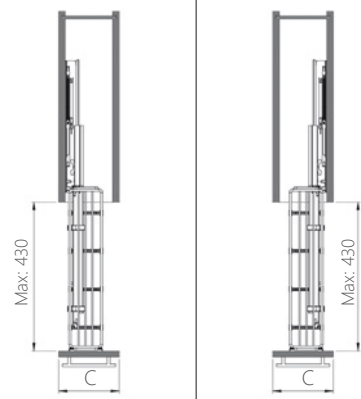
Tek Açılım | Single Extension

Kod / Code		W x D x H (mm)	C (mm)	Yön
Tel Hasır Sepet Wire Bottom	Ahşap Sepet Wooden Bottom			
320934	320936	106 x 475 x 495	150	Sağ- Right
320935	320937	106 x 475 x 495	150	Sol-Left



Çift Açılım | Full Extension

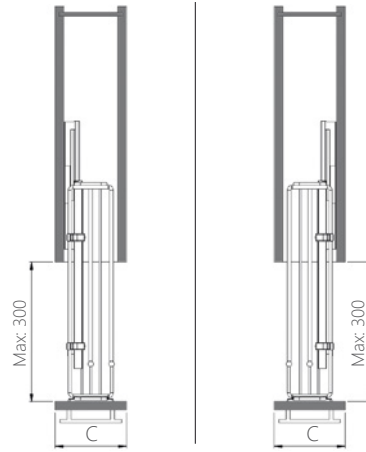
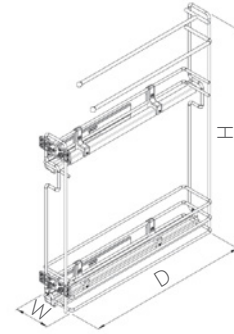
Kod / Code		W x D x H (mm)	C (mm)	Yön
Tel Hasır Sepet Wire Bottom	Ahşap Sepet Wooden Bottom			
261338	261339	106 x 475 x 495	150	Sağ- Right
149680	261340	106 x 475 x 495	150	Sol-Left



Yön / Direction : Sol / Left Yön / Direction : Sağ / Right



Tandem Raylı Havlu Askılı Şişelik
Bottle/Towel Holder With Tandem Rail




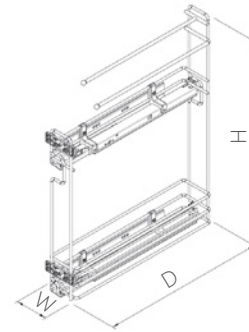
Tek Açılım | Single Extension

Kod / Code		W x D x H (mm)	C (mm)	Yön
Tel Hasır Sepet Wire Bottom	Ahşap Sepet Wooden Bottom			
320941	S-2511	106 x 475 x 640	150	Sol-Left
320935	S-2512	106 x 475 x 640	150	Sağ- Right

Yön / Direction : Sol / Left Yön / Direction : Sağ / Right

Çift Açılım | Full Extension

Kod / Code		W x D x H (mm)	C (mm)	Yön
Tel Hasır Sepet Wire Bottom	Ahşap Sepet Wooden Bottom			
320945	S-2641	106 x 475 x 640	150	Sol-Left
320946	S-2642	106 x 475 x 640	150	Sağ- Right



Yön / Direction : Sol / Left Yön / Direction : Sağ / Right



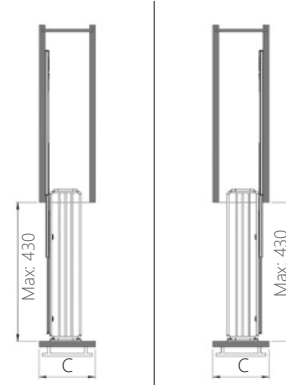
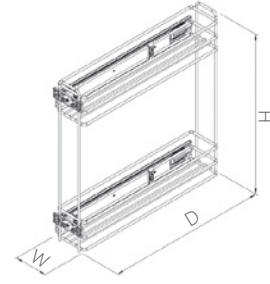
Tel Hasır Taban Sepet | Wire Bottom

Kod / Code	W x D x H (mm)	C (mm)
261336	108 x 470 x 470	150

Ahşap Tabanlı Sepet | Wooden Bottom

Kod / Code	W x D x H (mm)	C (mm)
261337	108 x 470 x 470	150

Yandan Teleskopik Raylı Şişelik
Bottle Holder With Side Telescopic Rail

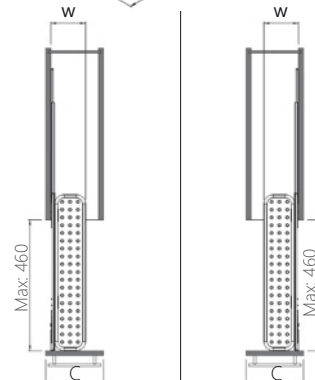
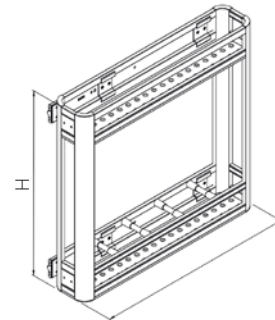


Yön / Direction : Sol / Left

Yön / Direction : Sağ / Right



Yandan Teleskopik Raylı Alüminyum Şişelik
Aluminium Bottle Holder With Side Telescopic Rail



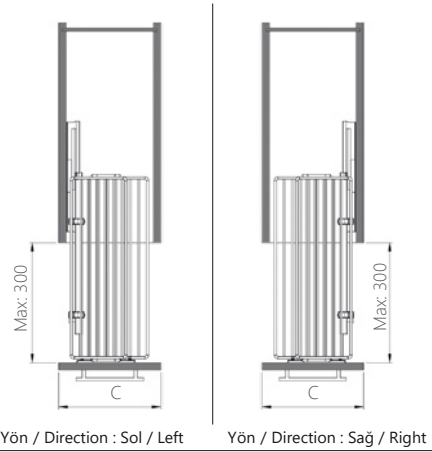
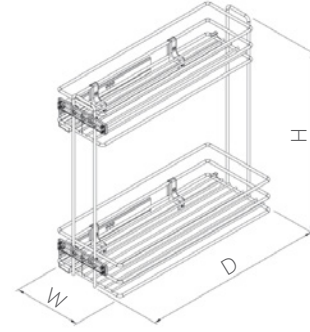
Yön / Direction : Sol / Left

Yön / Direction : Sağ / Right

Kod / Code	W x D x H (mm)	C (mm)
157758	110 x 500 x 470	150

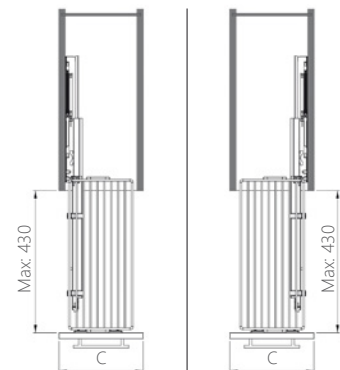
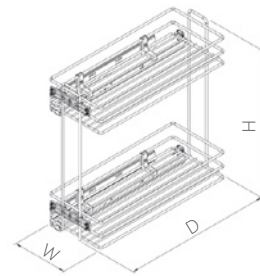


Tandem Raylı Deterjanlık (Tek Açılım)
Detergent Holder With Tandem Rail (Single Extension)



Kod / Code		W x D x H (mm)	C (mm)	Yön
Tel Hasır Sepet Wire Bottom	Ahşap Sepet Wooden Bottom			
320947	321191	151 x 475 x 495	200	Sağ-Right
205111	321192	151 x 475 x 495	200	Sol-Left
320949	321193	203 x 475 x 495	250	Sağ-Right
321188	311194	203 x 475 x 495	250	Sol-Left
321189	321195	203/151 x 475 x 495	250	Sağ-Right
321190	321196	203/151 x 475 x 495	250	Sol-Left

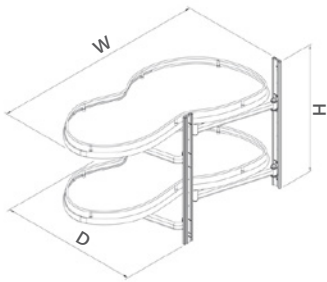
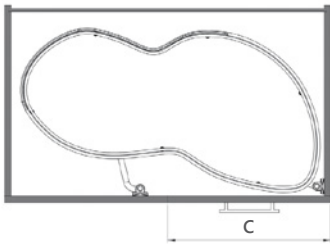
Tandem Raylı Deterjanlık (Çift Açılım)
Detergent Holder With Tandem Rail (Full Extension)



Yön / Direction : Sol / Left Yön / Direction : Sağ / Right

Kod / Code		W x D x H (mm)	C (mm)	Yön
Tel Hasır Sepet Wire Bottom	Ahşap Sepet Wooden Bottom			
149682	261341	151 x 475 x 495	200	Sol-Left
284577	261342	151 x 475 x 495	200	Sağ-Right
301822	301826	203 x 475 x 495	250	Sol-Left
301823	391495	203 x 475 x 495	250	Sağ-Right
301821	321198	203/151 x 475 x 495	250	Sol-Left
321197	321199	203/151 x 475 x 495	250	Sağ-Right



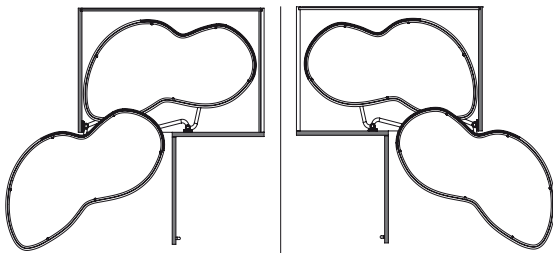


Döner Tablalı Körköşe Mekanizması Turnboard Secret Corner Mechanism

Kod / Code	W x D x H (mm)	C (mm)
320322	800 x 400 x 600	400
321264	800 x 400 x 600	400
199096	850 x 475 x 600	450
200090	850 x 475 x 600	450
319952	850 x 490 x 600	500
321265	850 x 490 x 600	500

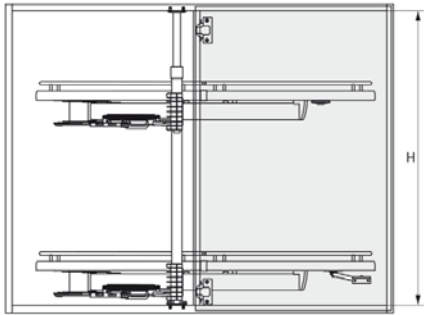
Kaymaz Yüzeyle Döner Tablalı Körköşe Mekanizması Anti-Slip Surface Turnboard Secret Corner Mechanism

Kod / Code	W x D x H (mm)	C (mm)
320476	800 x 400 x 600	400
295653	800 x 400 x 600	400
155733	850 x 475 x 600	450
133514	850 x 475 x 600	450
314517	850 x 490 x 600	500
228200	850 x 490 x 600	500



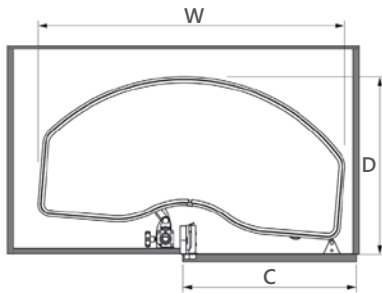
Yön / Direction : Sol / Left

Yön / Direction : Sağ / Right



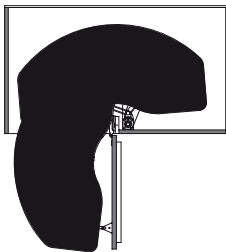
1/2 Ahşap Tablı Körköşe Mekanizması
1/2 Secret Corner Mechanism

Kod / Code	W x D x H (mm)	C (mm)
321268	780 x 480 x 600-900	450
321269	780 x 480 x 600-900	450
321270	820 x 510 x 600-900	500
321271	820 x 510 x 600-900	500

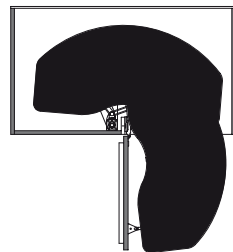


1/2 Kaymaz Yüzeyle Ahşap Tablı Körköşe Mekanizması
1/2 Anti-Slip Surface Secret Corner Mechanism

Kod / Code	W x D x H (mm)	C (mm)
189025	780 x 480 x 600-900	450
189026	780 x 480 x 600-900	450
321266	820 x 510 x 600-900	500
321267	820 x 510 x 600-900	500



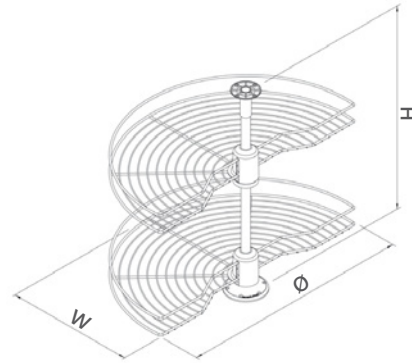
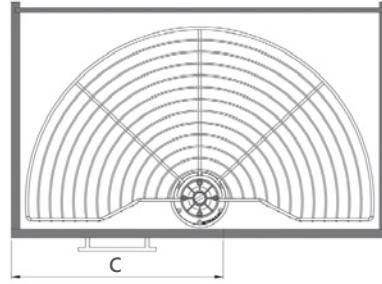
Yön / Direction : Sol / Left



Yön / Direction : Sağ / Right



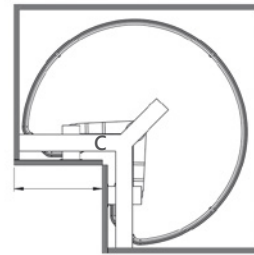
1/2 Borulu Döner Sepet Takımı
1/2 Turning Basket Set With Tube



Kod / Code	Ø x D x H (mm)	C (mm)
157759	Ø 740 x 420 x 650 - 700	450

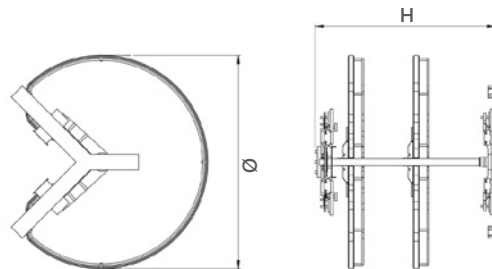


Kapağa Monte 3/4 Kaymaz Yüzeyleli
Ahşap Tablalı Körköşe Mekanizması
3/4 Anti-Slip Surface Secret Corner Mechanism



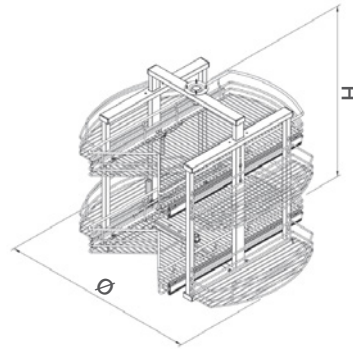
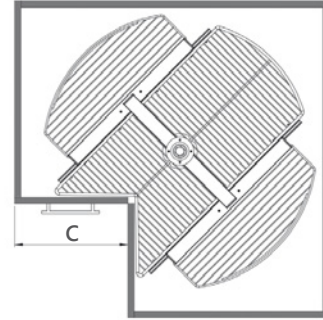
Kod / Code	Ø x H (mm)	C (mm)
321273	Ø 720 x 690 - 910	220 + 220
321274	Ø 820 x 690 - 910	320 + 320

Kod / Code	Ø x H (mm)	C (mm)
319974	Ø 720 x 690 - 910	220 + 220
321272	Ø 820 x 690 - 910	320 + 320





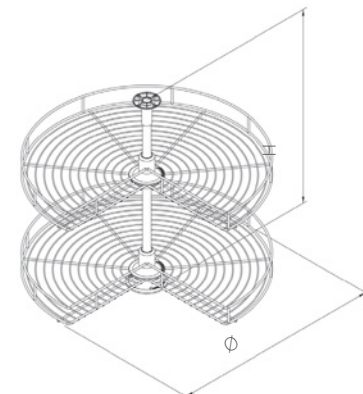
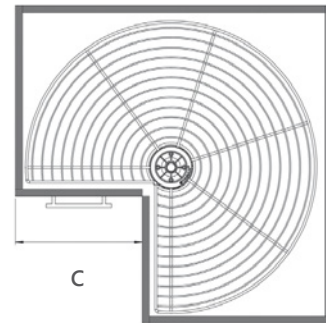
3/4 Raylı Döner Sepet Takımı
3/4 Turning Basket Set With Rail



Kod / Code	Ø x H (mm)	C (mm)
321275	Ø 800 x 640 - 760	320+320



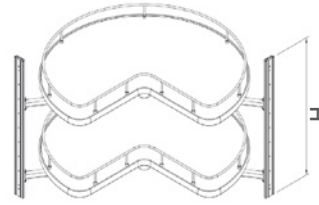
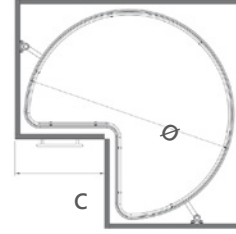
3/4 Döner Sepet Takımı
3/4 Turning Basket Set



Kod / Code	Ø x H (mm)	C (mm)
321276	Ø 600 x 650 - 700	280 + 280
321277	Ø 740 x 650 - 700	320 + 320
321278	Ø 830 x 650 - 700	360 + 360



**3/4 Borusuz Ahşap Tablalı
Döner Sepet Takımı**
3/4 Turning Basket Set Without Tube

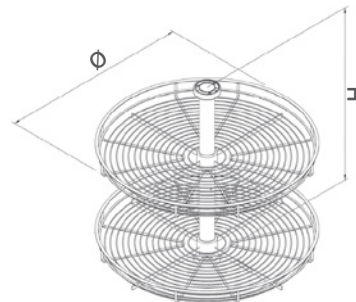
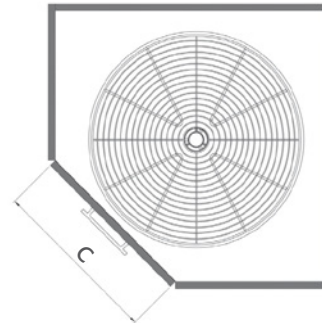


Kod / Code	Ø x H (mm)	C (mm)
314209	Ø 750 x 600	320 + 320

Kod / Code	Ø x H (mm)	C (mm)
321279	Ø 750 x 600	320 + 320



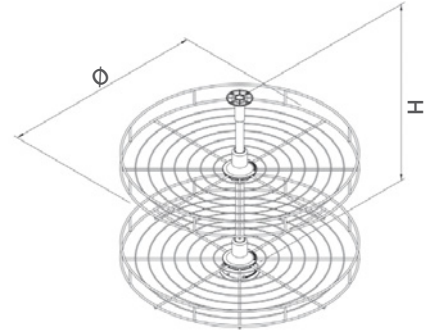
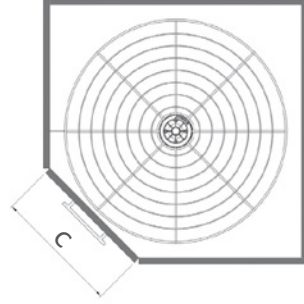
4/4 Döner Sepet Takımı
4/4 Turning Basket Set



Kod / Code	Ø x H (mm)	C (mm)
321280	Ø 600 x 700	400
321281	Ø 750 x 700	450



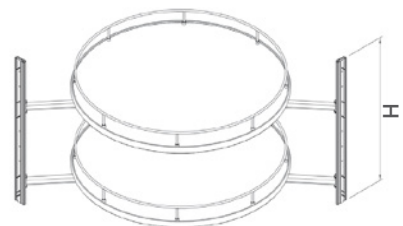
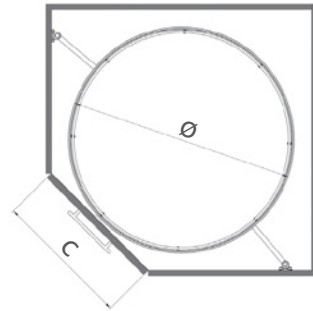
4/4 Klasik Döner Sepet Takımı
4/4 Classic Turning Basket Set



Kod / Code	Ø x H (mm)	C (mm)
321282	Ø 600 x 700	400
321286	Ø 750 x 700	450



4/4 Borusuz Ahşap Tablalı Döner Sepet Takımı
4/4 Turning Basket Set Without Tube

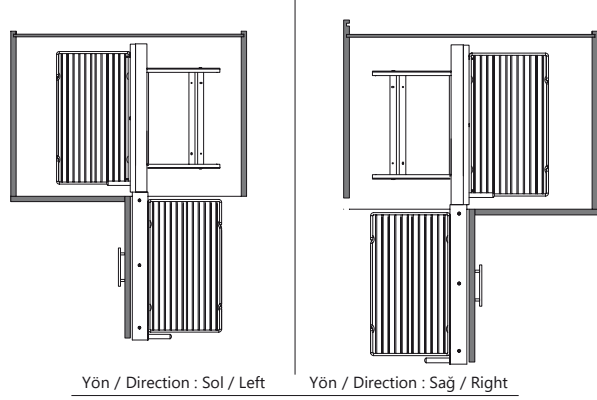


Kod / Code	Ø x H (mm)	C (mm)
321287	Ø 750 x 600	450

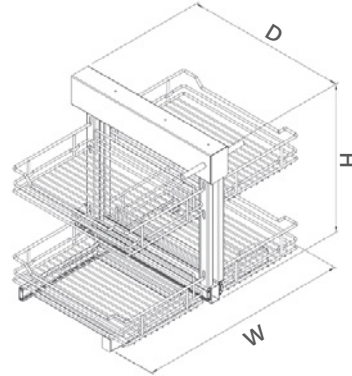
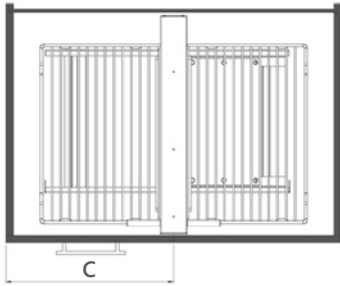
Kod / Code	Ø x H (mm)	C (mm)
321288	Ø 750 x 600	450



Bağımsız Körköşe Mekanizması
Independent Secret Corner Mechanism

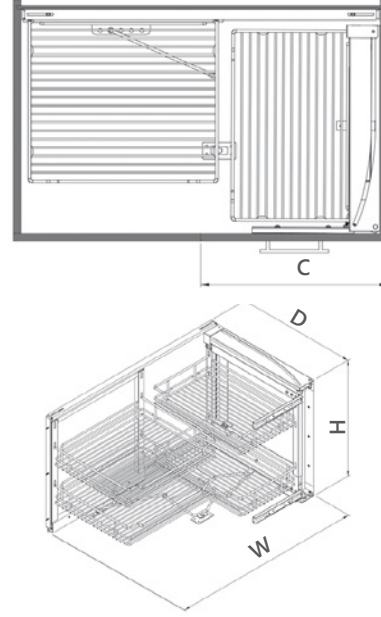


Kod / Code		W x D x H (mm)	C (mm)
Tel Hasır Sepet Wire Bottom	Ahşap Sepet Wooden Bottom		
221168	261363	600 x 510 x 560	400
222167	321261	600 x 510 x 560	400
155732	321262	700 x 510 x 560	450
135528	321263	700 x 510 x 560	450

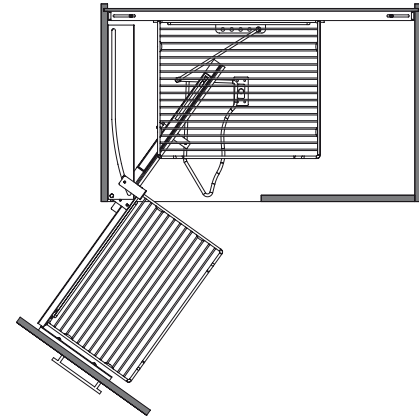




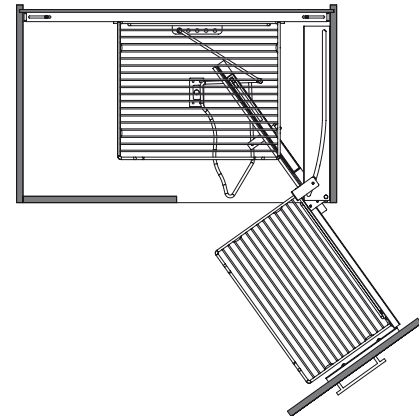
Kapağa Monte Körköşe Mekanizması
Secret Corner Mechanism Mounted To Lid



Kod / Code		W x D x H (mm)	C (mm)
Tel Hasır Sepet Wire Bottom	Ahşap Sepet Wooden Bottom		
151699	319265	860-965 x 530 x 530	450
135529	290281	860-965 x 530 x 530	450
321258	321259	860-965 x 530 x 530	500
137573	321260	860-965 x 530 x 530	500



Yön / Direction: Sol-Left

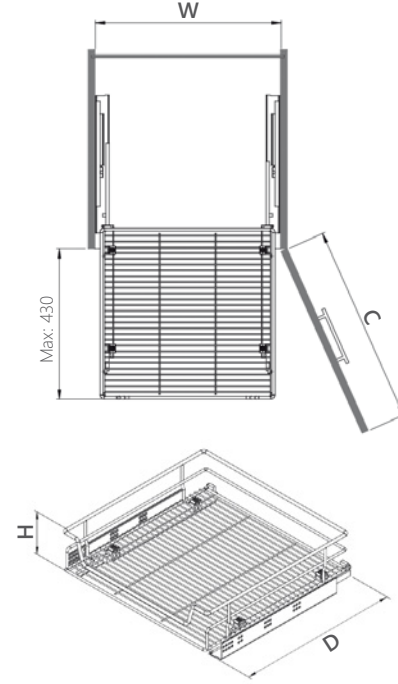


Yön / Direction: Sağ-Right



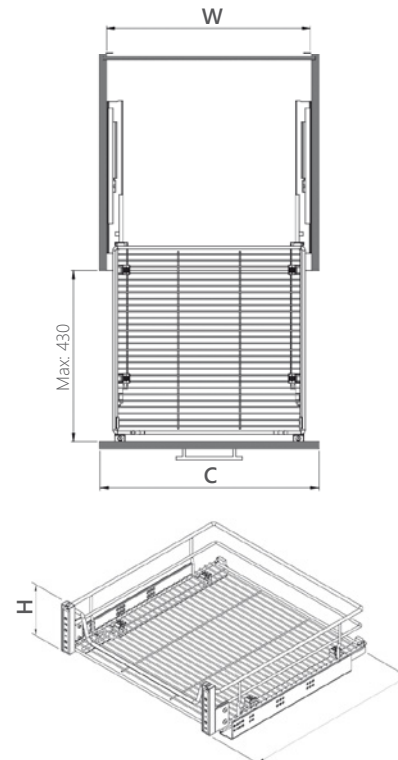
**Bağımsız Çift Açılım
Tandem Raylı Çekmece**
Independent Drawer With Full
Extension Tandem Rail

Kod / Code	W x D x H (mm)	C (mm)
310813	310 - 330 x 482 x 145	350
301814	360 - 380 x 482 x 145	400
301815	410 - 430 x 482 x 145	450
149675	460 - 480 x 482 x 145	500
294608	510 - 530 x 482 x 145	550
292552	560 - 580 x 482 x 145	600
234214	660 - 680 x 482 x 145	700
234215	760 - 780 x 482 x 145	800
294607	860 - 880 x 482 x 145	900



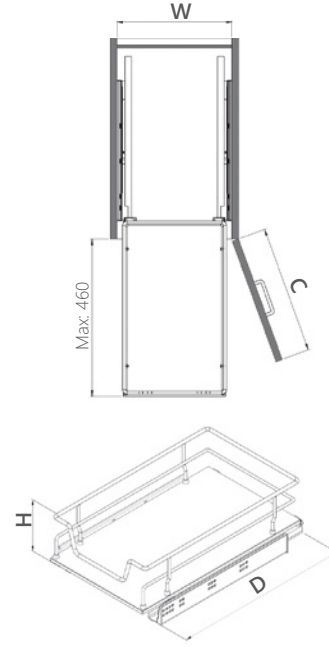
**Kapağa Monte Çift Açılım
Tandem Raylı Çekmece**
Drawer With Full Extension Tandem
Rail Mounted To Lid

Kod / Code	W x D x H (mm)	C (mm)
320743	310 - 330 x 500 x 160	350
320744	360 - 380 x 500 x 160	400
284576	410 - 430 x 500 x 160	450
320745	460 - 480 x 500 x 160	500
320746	510 - 530 x 500 x 160	550
320747	560 - 580 x 500 x 160	600
315688	660 - 680 x 500 x 160	700
320478	760 - 780 x 500 x 160	800
320479	860 - 880 x 500 x 160	900





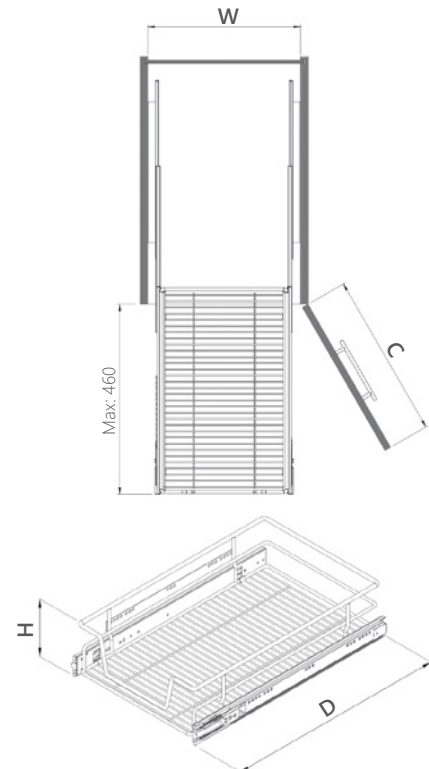
**Ahşap Tabanlı Bağ. Çift Açılım
Tandem Raylı Çekmece**
Independent Drawer With Wooden
Bottom Full Extension Tandem Rail



Kod / Code	W x D x H (mm)	C (mm)
290282	310 - 330 x 490 x 160	350
301807	360 - 360 x 490 x 160	400
301808	410 - 430 x 490 x 160	450
301809	460 - 480 x 490 x 160	500
301810	510 - 530 x 490 x 160	550
292553	560 - 580 x 490 x 160	600
294606	660 - 680 x 490 x 160	700
301817	760 - 780 x 490 x 160	800
307811	860 - 880 x 490 x 160	900



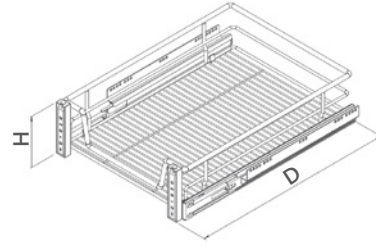
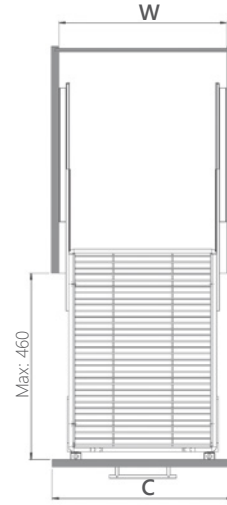
Bağımsız Teleskopik Raylı Çekmece
Independent Drawer With Telescopic Rail



Kod / Code	W x D x H (mm)	C (mm)
320750	312 - 316 x 500 x 130	350
320751	362 - 366 x 500 x 130	400
320752	412 - 416 x 500 x 130	450
320753	462 - 466 x 500 x 130	500
320754	512 - 516 x 500 x 130	550
320755	562 - 566 x 500 x 130	600
320756	662 - 666 x 500 x 130	700
320757	762 - 766 x 500 x 130	800
320758	862 - 866 x 500 x 130	900



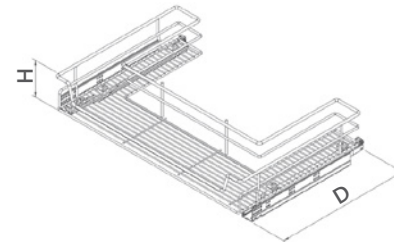
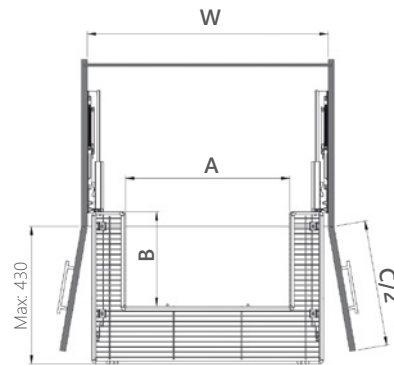
Kapağa Monte Teleskopik Raylı Çekmece
Drawer With Telescopic Rail Mounted To Lid



Kod / Code	W x D x H (mm)	C (mm)
320815	312 - 316 x 520 x 130	350
320816	362 - 366 x 520 x 130	400
320817	412 - 416 x 520 x 130	450
320818	462 - 466 x 520 x 130	500
320819	512 - 516 x 520 x 130	550
320823	562 - 566 x 520 x 130	600
320824	662 - 666 x 520 x 130	700
249533	762 - 766 x 520 x 130	800
320829	862 - 866 x 520 x 130	900



Bağımsız Evye Altı Çift Açılım Tandem Raylı Çekmece
Independent Under-Sink Drawer With Full Extension Tandem Rail



Kod / Code	W x D x H (mm)	A	B	C (mm)
320830	760 - 780 x 482 x 145	525	300	800
320832	860 - 880 x 482 x 145	625	300	900



Kilitlemeli Teleskopik Bilyalı Raylı Tek Sepet
Ball - Bearing Telescopic Wire Basket With Lock

Kod/Code	Modül Genişliği (mm)	Sepet Ölçüsü (mm) Genişlik x Derinlik x Yükseklik
064146	300	250 x 480 x 140
070749	350	300 x 480 x 140
072894	400	350 x 480 x 140
069999	450	400 x 480 x 140
054237	500	450 x 480 x 140
072895	550	500 x 480 x 140
059774	600	550 x 480 x 140
072896	700	655 x 480 x 140
072897	800	755 x 480 x 140
059808	900	855 x 480 x 140



Frenli Teleskopik Tandem Raylı Ahşap Tabanlı Sepet
Telescopic Wire Basket With
Wooden Base And Soft-Closing

Kod/Code	Modül Genişliği (mm)	Sepet Ölçüsü (mm) Genişlik x Derinlik x Yükseklik
060942	300	245 x 510 x 140
072898	350	295 x 510 x 140
072899	400	345 x 510 x 140
061089	450	395 x 510 x 140
059635	500	445 x 510 x 140
058199	600	545 x 510 x 140



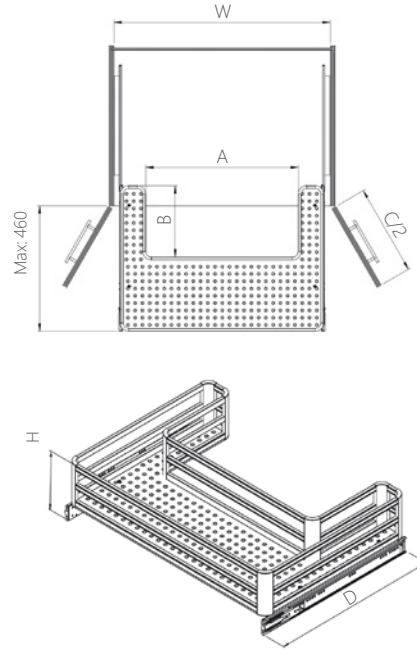
Frenli Tek Açılım Tandem Raylı Evye Altlığı
Telescopic Wire Basket With Soft-Closing For Slink Cabinets

Kod/Code	Açıklama	Modül Genişliği (mm)	Sepet Ölçüsü (mm) Genişlik x Derinlik x Yükseklik
063660	Tel	900	845 x 470 x 140
072900	Ahşap	900	845 x 470 x 140

> Sepet Ölçüleri, Raylar Dahil Edilerek Verilmiştir.



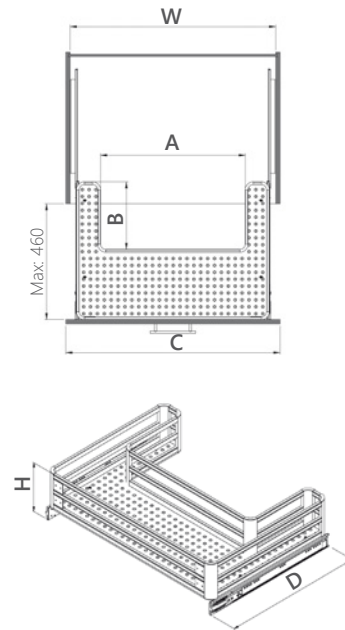
Bağımsız Alüminyum Evye Altı Çekmece
Aluminium Independent Under-Sink Drawer



Kod / Code	W x D x H (mm)	A	B	C (mm)
320835	764 x 500 x 150	530	310	800
320836	864 x 500 x 150	530	310	900



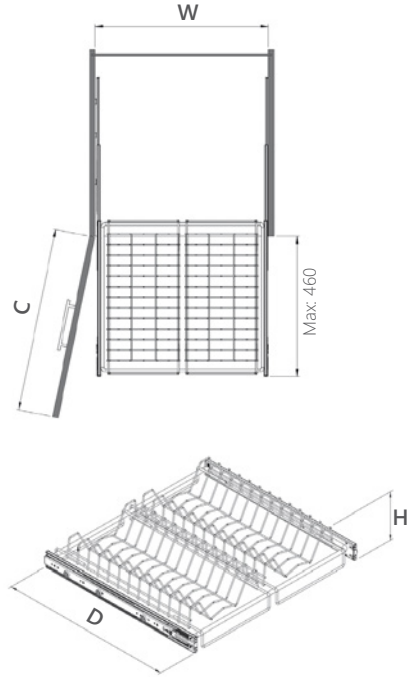
Kapağa Monte Alüminyum
Evye Altı Çekmece
Aluminium Under-Sink Drawer Mounted To Lid



Kod / Code	W x D x H (mm)	A	B	C (mm)
320837	764 x 500 x 150	530	310	800
320838	864 x 500 x 150	530	310	900



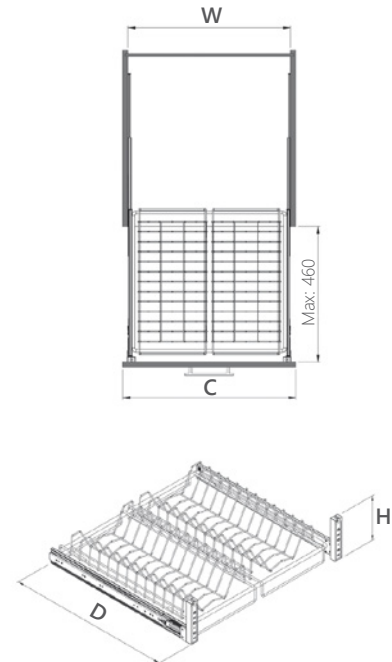
Bağımsız Teleskopik Raylı Tabaklık
Plate Holder With Telescopic Rail



Kod / Code	W x D x H (mm)	C (mm)
320839	560 x 450 x 80	600



Kapağa Monte Teleskopik Raylı Tabaklık
Plate Holder With Telescopic Rail Mounted To Lid



Kod / Code	W x D x H (mm)	C (mm)
320840	560 x 470 x 130	600



Ayarlı Paslanmaz Tabaklık ve Bardaklık Seti
Stainless Steel Adjustable Plate And Glass Rack

Kod/Code	Kapak Ölçüsü (mm)	Sepet Ölçüsü (mm) Genişlik x Derinlik x Yükseklik
072901	500 - 540	460 - 500 x 240
072902	600 - 640	560 - 600 x 240
072903	700 - 740	660 - 700 x 240
072904	800 - 840	760 - 800 x 240
054325	900 - 940	860 - 900 x 240



Ayarlı Tabaklık
Adjustable Plate Rack

Kod/Code	Kapak Ölçüsü (mm)	Sepet Ölçüsü (mm) Genişlik x Derinlik x Yükseklik
072905	450	410 - 492 x 240 x 75
072906	600	560 - 592 x 240 x 75
072907	700	660 - 692 x 240 x 75
072908	800	760 - 792 x 240 x 75
054268	900	860 - 892 x 240 x 75



Ayarlı Bardaklık Rafı
Adjustable Glass Rack

Kod/Code	Kapak Ölçüsü (mm)	Sepet Ölçüsü (mm) Genişlik x Derinlik x Yükseklik
072909	450	410 - 492 x 240 x 70
072910	600	560 - 592 x 240 x 70
072911	700	660 - 692 x 240 x 70
072912	800	760 - 792 x 240 x 70
072914	900	860 - 892 x 240 x 70



Paslanmaz Tabaklık Inox
Inox Stainless Plate Rack



Kod/Code	Sepet Ölçüsü (mm) Genişlik x Derinlik x Yükseklik
072915	240 x 430 x 350



Ekonomik Tabaklık ve Bardaklık
Economic Plate And Glass Holder



Kod/Code	Sepet Ölçüsü (mm) Genişlik x Derinlik x Yükseklik
072916	450 x 250 x 300



Paslanmaz Kepçelik ve Kaşıklık
Stainless Cutlery Hanging System



Kod/Code	Ölçü (mm) Genişlik x Yükseklik
072917	400 x 370



Frenli Teleskopik Şişelik
Telescopic Bottle Holder With Soft - Closing



Kod/Code	Ölçü (mm)	Sepet Adedi
	Genişlik x Derinlik x Yükseklik	
072918	210 x 450 x 640	5 Adet



Tekli Şaraplık
Bottle Holder



Kod/Code	Ölçü (mm)
	Genişlik x Derinlik x Yükseklik
063710	110 x 190 x 620



**Tekli Bar Tipi Kadeh Askılığı**
Single Row Glass Holder

Kod/Code	Ölçü (mm) Genişlik x Derinlik x Yükseklik
072919	175 x 460 x 75

**İkili Bar Tipi Kadeh Askılığı**
Double Row Glass Holder

Kod/Code	Ölçü (mm) Genişlik x Derinlik x Yükseklik
072921	300 x 460 x 75

**Teleskopik Tüp Çek**
Telescopic Gas Cylinder Plate

Kod/Code	Ölçü (mm) Genişlik x Derinlik x Yükseklik
004971	290 x 400 x 60

**Üç Katlı Sebzelik (Tekerlekli)**
Triple Wire Basket Crisper With Caster

Kod/Code	Ölçü (mm) Genişlik x Derinlik x Yükseklik
059781	315 x 475 x 750





Lüks Folyoluk
Luxury Foil-Paper Roll Holder

Kod / Code	W x D x H (mm)
293606	355 x 165 x 265



Lüks Tek Küçük Raflı Baharatlık
Luxury Spice Set With 1 Small Shelf

Kod / Code	W x D x H (mm)
293609	355 x 210 x 265



Lüks İki Küçük Rafly Baharatlık
Luxury Spice Set With 2 Small Shelves

Kod / Code	W x D x H (mm)
321219	355 x 165 x 390



Lüks Tek Küçük Rafly Baharatlık
Luxury Spice Set With 1 Small Shelves

Kod / Code	W x D x H (mm)
321218	355 x 210 x 265

**Lüks Küçük-Büyük İki Rafly Baharatlık**
Luxury Spice Set With 1 Small & 1 Big Shelves

Kod / Code	W x D x H (mm)
293607	355 x 210 x 400

**Lüks Köşe Sepeti**
Luxury Corner Shelf

Kod / Code	W x D x H (mm)
321220	310 x 310 x 265

**Lüks İki Büyük Rafly Baharatlık**
Luxury Spice Set With 2 Big Shelves

Kod / Code	W x D x H (mm)
293608	355 x 210 x 400

**Ahşap Çatal-Kaşık Askısı**
Wooden Fork-Spoon Rack

Kod / Code	W x D x H (mm)
321221	100 x 115 x 300



Ahşap Bıçaklık
Wooden Knife Holder

Kod / Code	W x D x H (mm)
320099	280 x 115 x 385



Ahşap Kesme Tablası ve Askısı
Wooden Cutting Board and Rack

Kod / Code	W x D x H (mm)
321222	210 x 115 x 330



Baharat Şişesi
Spice Bottle

Kod / Code	Ø x H (mm)
316900	Ø 40 x 140



Askılı Kadehlik (3 Bölmeli)
Glass Rack With Hanger (3 Divisions)

Kod / Code	W x D x H (mm)
321208	280 x 280 x 175
321209	540 x 55 x 180

**Kadeh Askılı Şişelik**
Bottle Holder With Glass Rack

Kod / Code	Renk	W x D x H (mm)
321291	Krom	410 x 260 x 340
321292	Siyah	410 x 260 x 340

**Kadeh Askılı (1-2-4 Bölmeli)**
Glass Rack (1-2-4 Divisions)

Kod / Code	W x D x H (mm)
321210	120 x 355 x 70
321211	120 x 500 x 70
321212	235 x 355 x 70
321213	235 x 500 x 70
321214	460 x 355 x 70
321215	460 x 500 x 70

**Kadeh Askılı (5 Bölmeli)**
Glass Rack (5 Divisions)

Kod / Code	W x D x H (mm)
321126	460 x 250 x 160

**Bar Seti**
Bar Set

Kod / Code	W x D x H (mm)
321217	1000 x 360 x 480



Köşe Boru
Corner Tube

Kod / Code	Renk	Ø x L x L (mm)
321223	Krom	16 x 290 x 370
321224	Siyah	16 x 290 x 370



Boru
Tube

Kod / Code	Renk	Ø x L (mm)
007797	Krom	Ø 16 x 500
007793	Krom	Ø 16 x 600
007789	Krom	Ø 16 x 800
007785	Krom	Ø 16 x 1000
007778	Krom	Ø 16 x 1200
321225	Siyah	Ø 16 x 500
321226	Siyah	Ø 16 x 600
321227	Siyah	Ø 16 x 800
321228	Siyah	Ø 16 x 1000
321229	Siyah	Ø 16 x 1200



Boru Tapası
Tube Plug

Kod / Code	Renk	Ø x L (mm)
007822	Krom	Ø 16 x 12
321230	Siyah	Ø 16 x 12



Boru Bağlantısı
Tube Connection Element

Kod / Code	Renk	W x D x H (mm)
328704	Krom	20 x 20 x 50
328703	Siyah	20 x 20 x 50



S-Kanca
S-Hook

Kod / Code	Renk	W x D x H (mm)
321232	Krom	40 x 5 x 60
321233	Siyah	40 x 5 x 60

**Folyoluk Siyah**
Foil-Paper Roll Holder Black

Kod / Code	W x D x H (mm)
321200	350 x 130 x 300

**Ahşap İki Küçük Rafli Baharatlık Siyah**
Wooden Spice Set With 2 Small Shelves Black

Kod / Code	W x D x H (mm)
321201	350 x 130 x 360

**Ahşap Tek Küçük Rafli Baharatlık Siyah**
Wooden Spice Set With 1 Small Shelves Black

Kod / Code	W x D x H (mm)
321202	350 x 130 x 310

**Ahşap Küçük-Büyük Rafli Baharatlık Siyah**
Wooden Spice Set With 1 Big & Small Shelves Black

Kod / Code	W x D x H (mm)
321203	350 x 165 x 360



Ahşap Bıçaklık Siyah
Wooden Knife Holder Black

Kod / Code	W x D x H (mm)
321204	280 x 115 x 385



Ahşap Kesme Tablası ve Askısı Siyah
Wooden Cutting Board and Rack Black

Kod / Code	W x D x H (mm)
321205	210 x 115 x 330



Ahşap Çatal-Kaşık Askısı Siyah
Wooden Fork-Spoon Rack Black

Kod / Code	W x D x H (mm)
321206	100 x 115 x 300

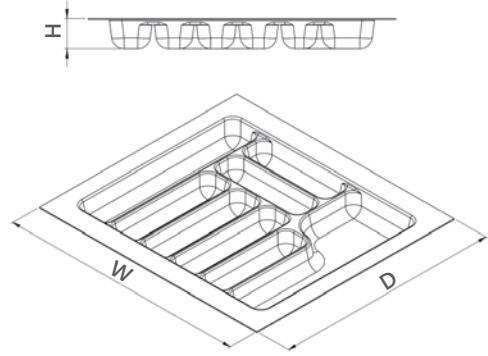


Askılı Baharat Şişesi
Glass Spice Bottle

Kod / Code	W x D x H (mm)
316900	Ø 40 x 140



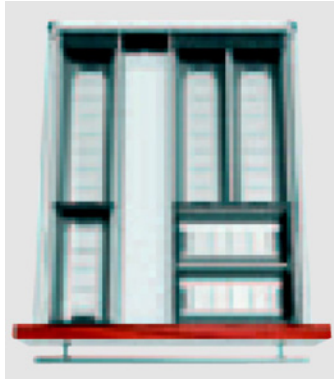
Plastik Kaşıklik
Plastic Spoon Holder



Kod / Code		W x D x H (mm)	C (mm)
Kaşıklik Gri	Kaşıklik Beyaz		
299767	—	240 x 490 x 55	300
299768	—	290 x 490 x 55	350
299769	320927	340 x 490 x 55	400
299770	320928	390 x 490 x 55	450
299771	320929	440 x 490 x 55	500
299760	320930	490 x 490 x 55	550
299727	303870	540 x 490 x 55	600
299772	320931	640 x 490 x 55	700
299773	320932	740 x 490 x 55	800
299774	320933	840 x 490 x 55	900
261333	—	940 x 490 x 55	1000
299775	—	1040x 490 x 55	1100




Gövde Geniřlięi 450 mm



*Sembolik Foto, NL 500 mm

Kod/Code	Derinlik	Ürün Nr.
057009	500 mm	ZSI.45VEI6

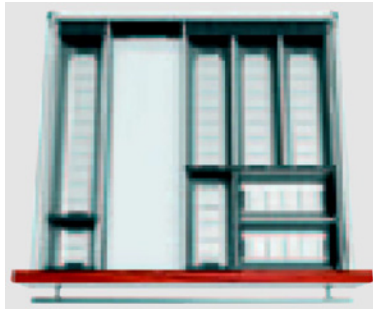
Çatal Bıçak Setleri Gövde Geniřlięi 500 mm Cutlery Trays



*Sembolik Foto, NL 500 mm

Kod/Code	Derinlik	Ürün Nr.
072942	500 mm	ZSI.50VEI6

Gövde Geniřlięi 600 mm



*Sembolik Foto, NL 500 mm

Kod/Code	Derinlik	Ürün Nr.
057010	500 mm	ZSI.60VEI6

Gövde Geniřlięi 800 mm



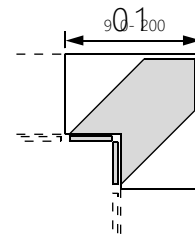
*Sembolik Foto, NL 500 mm

Kod/Code	Derinlik	Ürün Nr.
059813	500 mm	ZSI.80VEI6

Gövde Geniřlięi 900 mm



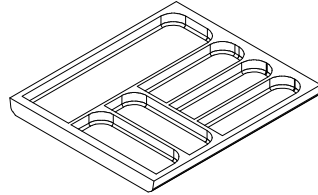
*Sembolik Foto, NL 500 mm



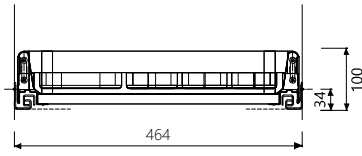
Planlama Ölçüsü 900-1200 mm

Kod/Code	Derinlik	Ürün Nr.
055462	500 mm	ZSI.90VEI6

Kod/Code	Derinlik	Ürün Nr.
072943	600 mm	ZSI.450Bİ3E
072944	650 mm	ZSI.500Bİ3E



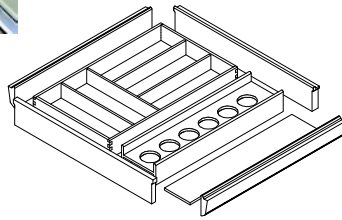
Modül 50 Bordürsüz Kaşıklik Modul 50 Cutlery Tray



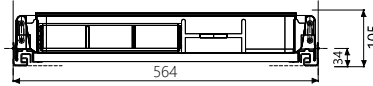
Kod/Code	Açıklama/Description
052390	Modül 50 Bordürsüz Kaşıklik Kayın

TEKNİK DETAYLAR / Details

Malzeme	: Ahşap, Masif Kayın Yüzey Yağlanmış
Kullanım	: Tandembox 500mm, Çekmece Sistemi İçin
Set Parçaları	: 1 Adet Ahşap İç Karışıklık



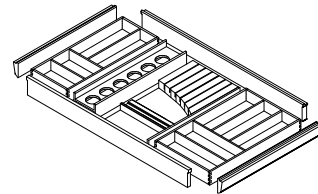
Modül 60 Bordürsüz Kaşıklik Modul 60 Cutlery Tray



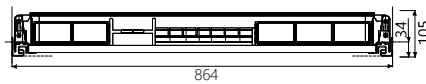
Kod/Code	Açıklama/Description
072945	Modül 60 Bordürsüz Kaşıklik Kayın

TEKNİK DETAYLAR / Details

Malzeme	: Ahşap, Masif Kayın Yüzey Yağlanmış
Kullanım	: Tandembox 500mm, Çekmece Sistemi İçin
Set Parçaları	: 1 Ad. Yan Dolgu Profili, 1 Ad. Ön Kayıt, 1 Ad. Arka Kayıt, 1 Ad. Baharatlık, 1 Adet Kepçelik, 1 Ad. İç Kaşıklik 264 x 440 x 54 mm



Modül 90 Bordürsüz Kaşıklik Modul 90 Cutlery Tray



Kod/Code	Açıklama/Description
062869	Modül 90 Bordürsüz Kaşıklik Kayın

TEKNİK DETAYLAR / Details

Malzeme	: Ahşap, Masif Kayın Yüzey Yağlanmış
Kullanım	: Tandembox 500mm, Çekmece Sistemi İçin
Set Parçaları	: 2 Ad. Yan Dolgu Profili, 1 Ad. Ön Kayıt, 1 Ad. Arka Kayıt, 1 Ad. Ara Kayıt, 1 Ad. Bıçaklık, 1 Ad. Baharatlık, 1 Adet İç Kaşıklik (264 x 440 x 54 mm), 1 Ad. İç Kaşıklik (176 x 440 x 54 mm)



Raylı Çöp Kutusu
Waste Bin With Sliding Lid

Kod/Code	Modül Genişliği (mm) 400	Mekanizma Ölçüsü (mm) Genişlik x Derinlik x Yükseklik
057162	21550	278 x 445 x 430

TEKNİK DETAYLAR / Details

Gövde Cinsi	: Plastik
Plastik Renk	: Açık Gri
Kapasite	: 14 + 14 lt
Mekanizma	: Otomatik





Raylı Çöp Kutusu
Waste Bin With Sliding Lid

Kod/Code	Modül Genişliği (mm)	Mekanizma Ölçüsü (mm)
	400	Genişlik x Derinlik x Yükseklik
072949	21300	278 x 445 x 365

TEKNİK DETAYLAR / Details

Gövde Cinsi	: 304 Paslanmaz Çelik
Plastik Renk	: Açık Gri
Kapasite	: 16 + 1 lt
Mekanizma	: Otomatik




Raylı Çöp Kutusu
Waste Bin With Sliding Lid

Kod/Code	Modül Genişliği (mm)	Mekanizma Ölçüsü (mm)
	400	Genişlik x Derinlik x Yükseklik
054321	21100	278 x 445 x 430

TEKNİK DETAYLAR / Details

Gövde Cinsi	: 304 Paslanmaz Çelik
Plastik Renk	: Açık Gri
Kapasite	: 20 + 1 lt
Mekanizma	: Otomatik

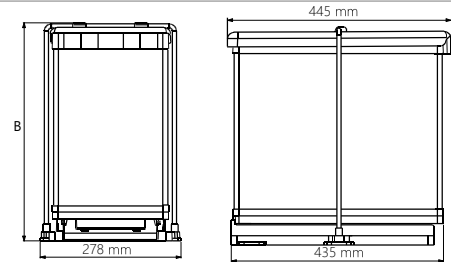
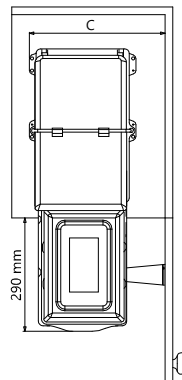
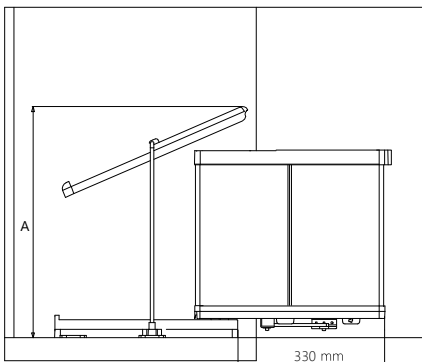


Raylı Çöp Kutusu
Waste Bin With Sliding Lid

Kod/Code	Modül Genişliği (mm)	Mekanizma Ölçüsü (mm)
	400	Genişlik x Derinlik x Yükseklik
055646	21200	278 x 445 x 430

TEKNİK DETAYLAR / Details

Gövde Cinsi	: 304 Paslanmaz Çelik
Plastik Renk	: Açık Gri
Kapasite	: 14 + 14 lt
Mekanizma	: Otomatik



	Manuel Kullanımda	Kapı Otomatığı İle
C (mm)	300	358

Model	21100	21300	21200
A (mm)	560	495	560
B (mm)	430	365	430




Plastik Taşıyıcı Raylı Çöp Kutusu
Plastic Waste Bin With Sliding Lid

Kod/Code	Modül Genişliği (mm) 400	Mekanizma Ölçüsü (mm) Genişlik x Derinlik x Yükseklik
057162	21550	278 x 445 x 430

TEKNİK DETAYLAR / Details

Gövde Cinsi	: Plastik
Plastik Renk	: Açık Gri
Kapasite	: 14 + 14 lt
Mekanizma	: Otomatik



Plastik Taşıyıcı Raylı Çöp Kutusu
Plastic Waste Bin With Sliding Lid

Kod/Code	Modül Genişliği (mm) 400	Mekanizma Ölçüsü (mm) Genişlik x Derinlik x Yükseklik
054320	21550	278 x 445 x 430

TEKNİK DETAYLAR / Details

Gövde Cinsi	: Plastik
Plastik Renk	: Açık Gri
Kapasite	: 20 + 1 lt
Mekanizma	: Otomatik

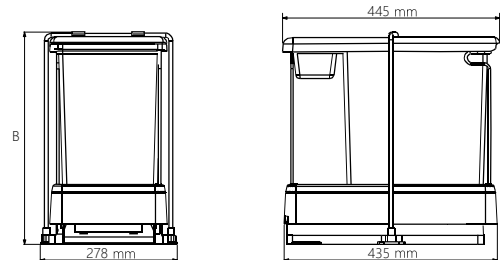
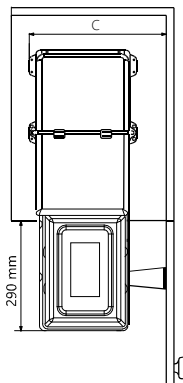
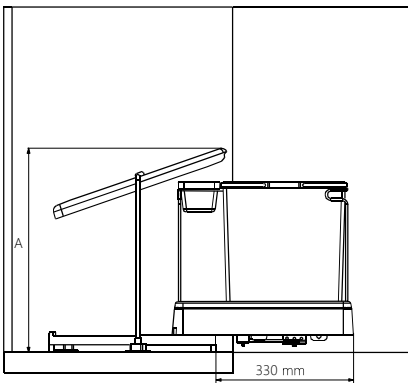


Plastik Taşıyıcı Raylı Çöp Kutusu
Plastic Waste Bin With Sliding Lid

Kod/Code	Modül Genişliği (mm) 400	Mekanizma Ölçüsü (mm) Genişlik x Derinlik x Yükseklik
072952	21600	278 x 445 x 365

TEKNİK DETAYLAR / Details

Gövde Cinsi	: Plastik
Plastik Renk	: Açık Gri
Kapasite	: 16 + 1 lt
Mekanizma	: Otomatik

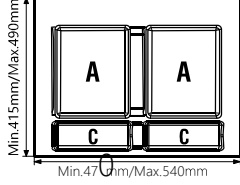


	Manuel Kullanımda	Kapı Otomatığı İle
C (mm)	300	358

Model	21550	21500	21600
A (mm)	560	560	495
B (mm)	430	430	365



TOT: 32 lt Min. 600 mm Manuel




Çekmece İçi Taşıyıcı Ünite
Waste Bin Set

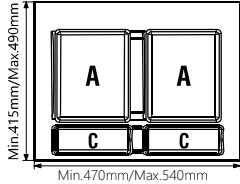
Kod/Code	Modül Geniřlięi (mm) 600	Mekanizma Ölçüsü (mm) Geniřlik x Derinlik x Yükseklik
072953	81110	Min 470 x 415 x 305 Max 540 x 490 x 305

TEKNİK DETAYLAR / Details

Gövde Cinsi	: Plastik
Plastik Renk	: Açık Gri
Kapasite	: 16 + 16 lt
Mekanizma	: Otomatik



TOT: 32 lt Min. 600 mm Otomatik



Çekmece İçi Taşıyıcı Ünite
Waste Bin Set

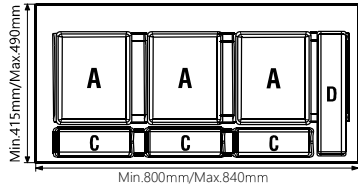
Kod/Code	Modül Geniřlięi (mm) 600	Mekanizma Ölçüsü (mm) Geniřlik x Derinlik x Yükseklik
072954	81150	Min 470 x 415 x 330 Max 540 x 490 x 330

TEKNİK DETAYLAR / Details

Gövde Cinsi	: Plastik
Plastik Renk	: Metalik Gri
Kapasite	: 16 + 16 lt
Mekanizma	: Otomatik



TOT: 48 lt Min. 900 mm Manuel



Çekmece İçi Taşıyıcı Ünite
Waste Bin Set

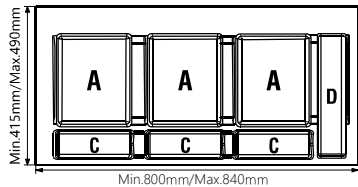
Kod/Code	Modül Geniřlięi (mm) 900	Mekanizma Ölçüsü (mm) Geniřlik x Derinlik x Yükseklik
072955	81250	Min 800 x 415 x 305 Max 840 x 490 x 305

TEKNİK DETAYLAR / Details

Gövde Cinsi	: Plastik
Plastik Renk	: Metalik Gri
Kapasite	: 16 + 16 + 16 lt
Mekanizma	: Otomatik



TOT: 48 lt Min. 900 mm Otomatik



Çekmece İçi Taşıyıcı Ünite
Waste Bin Set

Kod/Code	Modül Geniřlięi (mm) 900	Mekanizma Ölçüsü (mm) Geniřlik x Derinlik x Yükseklik
072956	81300	Min 800 x 415 x 330 Max 840 x 490 x 330
072957	81310	Min 800 x 415 x 330 Max 840 x 490 x 330

TEKNİK DETAYLAR / Details

Gövde Cinsi	: Plastik
Plastik Renk	: 81300; Antrasit 81310; Metalik Gri
Kapasite	: 16 + 16 + 16 lt
Mekanizma	: Otomatik

- A. Büyük Kova
- B. Taşıyıcı El
- C. Küçük Kap
- D. Çok Amaçlı Taşıyıcı





Metalik Seri C3 Metallic C3 Series

*Ray Profil
İçeriğe Dahil*


Kod/Code	Açıklama/Description
057868	20 mm 600 x 1500 Alüminyum
070606	20 mm 600 x 1500 İnoks
058151	20 mm 900 x 1500 Alüminyum
072298	20 mm 900 x 1500 İnoks

Metalik Seri Vetro Serisi Metallic Vetro Series

Kod/Code	Açıklama/Description
057839	600 x 1500 mm Buzlu Cam
057844	600 x 1500 mm Siyah Cam
072300	900 x 1500 mm Buzlu Cam
072299	900 x 1500 mm Siyah Cam
057869	1500 mm Vetro Line Ray Profil

Stor Kapak Sistemi
Stor Kapak Sistemi Mutfaklar İçin Dizayn Edilmiştir
Şık Alüminyum Görüntü Her Odada Kendini Gösterir





Çekmece İçi Raf Örtüsü

Drawer Cushion

Kod/Code	Açıklama/Description	En x Boy (mm)
032726	Çekmece İçi Raf Örtüsü Gri - 45	450 x 3000 x 1.20
032727	Çekmece İçi Raf Örtüsü Gri - 60	450 x 3000 x 1.20
032401	Çekmece İçi Raf Örtüsü Gri - 50	450 x 10000 x 1.20
032402	Çekmece İçi Raf Örtüsü Beyaz - 50	450 x 10000 x 1.20
032403	Çekmece İçi Raf Örtüsü Antrasit - 50	450 x 10000 x 1.20


TEKNİK DETAYLAR / Details

Malzeme : Plastik
Renk : Metalik Gri, Beyaz, Antrasit



Alüminyum Eveye Altlığı

Aluminium Sink Base Liner



Kod/Code	A	B
008653	600	550
008654	700	550
008655	800	550
008656	900	550
008657	1000	550
054765	1200	550

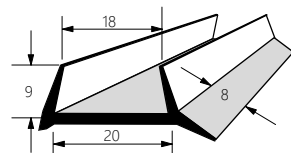
TEKNİK DETAYLAR / Details

Malzeme : Alüminyum
Renk : Parlak Eloksal



Sızdırmazlık Profili



Leak Prooting Profile



Kod/Code	Açıklama/Description
008558	Sızdırmazlık Profili

TEKNİK DETAYLAR / Details

Malzeme : Plastik
Renk : Şeffaf



Dış Köşe



İç Köşe

Tezgah Ön Profili

Aluminium Counter Front Cover Profiles

Açıklama	Parlak Beyaz	Şampanya
İç Köşe	081693	071992
Dış Köşe	081692	071991
Ön Profil	081691	071989

TEKNİK DETAYLAR / Details

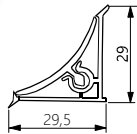


Malzeme : Alüminyum



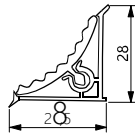
Tezgah Ara Çıtası - Yan Kapama

Aluminium Counter Joint Cap

Kod/Code	Açıklama/Description
008565	Tezgah Ara Çıtası 600 mm
008566	Tezgah Ara Çıtası 700 mm
008567	Tezgah Ara Çıtası 800 mm
008570	Tezgah Yan Kapama 600 mm
008571	Tezgah Yan Kapama 700 mm



Düz Alüminyum Süpürgelik 4000 mm



Çizgili Alüminyum Süpürgelik 4000 mm

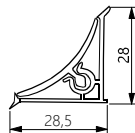

Alüminyum Süpürgelik

Plinth With Aluminium Cover

Kod/Code	Açıklama/Description
008572	Düz Alüminyum Süpürgelik
008589	Çizgili Alüminyum Süpürgelik
008574	Alüminyum Dış Köşe
008573	Alüminyum İç Köşe
008575	Son Kapama

TEKNİK DETAYLAR / Details

Malzeme : Alüminyum
Alm. Süpürgelik Aksesuarları : İç Köşe, Dış Köşe, Sol Kaplamalar



PVC Süpürgelik 4000 mm

Ahşap Plastik İç Bükey Süpürgelik

Plastic Plinth With Wooden Cover

Kod/Code	Açıklama/Description
008585	Süpürgelik İç Köşe
008586	Süpürgelik Dış Köşe
008587	Son Kapama

Armut	Ceviz	Beyaz	Siyah	Kiraz
008579	008583	008577	008580	008584

TEKNİK DETAYLAR / Details

Malzeme : PVC
Alm. Süpürgelik Aksesuarları : İç Köşe, Dış Köşe, Sol Kaplamalar



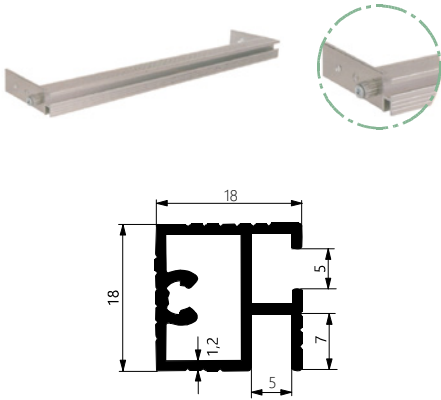
Eyve Destek Profili
Sink Support Profiles

Eyve Altı Ön Bağlantısı (Fitilli)



Ölçü/Açıklama	Mat Elokstal	Şampanya
500 mm Modül İçin (464 mm)	081671	081672
600 mm Modül İçin (564 mm)	081673	081674
700 mm Modül İçin (664 mm)	081675	081676
800 mm Modül İçin (764 mm)	081677	081678
900 mm Modül İçin (864 mm)	081679	081680
1000 mm Modül İçin (964 mm)	081686	081685
1100 mm Modül İçin (1064 mm)	081684	081683
1200 mm Modül İçin (1164 mm)	081682	081681

Eyve Altı Arka Bağlantısı (Fitilsiz)

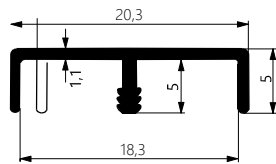


TEKNİK DETAYLAR / Details

Malzeme : Alüminyum



660 Seri "E" Profil
"E" Profiles

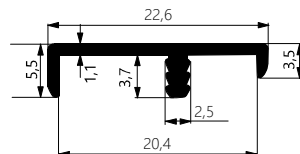



Kod/Code	Açıklama/Description
081098	"E" Profil Şampanya
081687	"E" Profil Parlak Beyaz
081688	"E" Profil Siyah

TEKNİK DETAYLAR / Details

Malzeme : Alüminyum

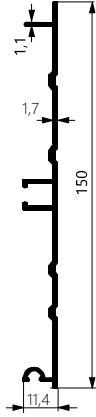
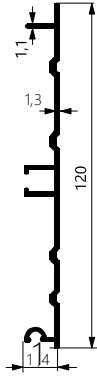
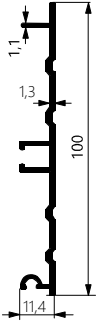
670 Seri "F" Profil
"F" Profiles



Kod/Code	Açıklama/Description
081024	"F" Profil Şampanya
081025	"F" Profil Parlak Beyaz
081689	"F" Profil Siyah

TEKNİK DETAYLAR / Details

Malzeme : Alüminyum



Çizgili Baza Profilleri

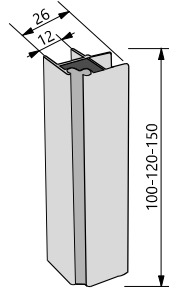
Striped Plinth Profile



Kod/Code	Açıklama/Description
059599	Çizgili Baza 100 mm Eloksal
057800	Çizgili Baza 100 mm Parlak Eloksal
054680	Çizgili Baza 100 mm Şampanya
056901	Çizgili Baza 120 mm Eloksal
054589	Çizgili Baza 120 mm Parlak Eloksal
055196	Çizgili Baza 120 mm Şampanya
059597	Çizgili Baza 150 mm Eloksal
059598	Çizgili Baza 150 mm Parlak Eloksal
058174	Çizgili Baza 150 mm Şampanya

TEKNİK DETAYLAR / Details

Malzeme : Alüminyum



Hareketli Baza Dönüş Profili

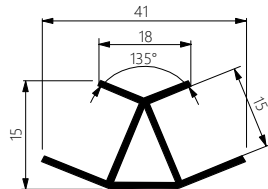
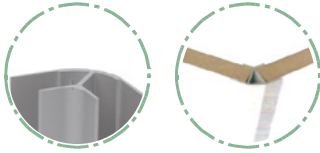
Corner Plinth Profile



Ölçü (mm)	Eloksal	Parlak Eloksal	Şampanya
100	059594	059596	059595
120	059588	059590	059589
150	059592	059593	059591

TEKNİK DETAYLAR / Details

Malzeme : Alüminyum



135° Baza Dönüş Profili

135° Corner Plinth Profile




Kod/Code	Açıklama/Description
008600	Baza Dönüş Profili 100 mm Eloksal
055509	Baza Dönüş Profili 120 mm Eloksal
008602	Baza Dönüş Profili 150 mm Eloksal

TEKNİK DETAYLAR / Details

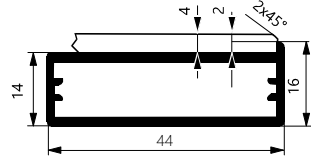

Malzeme : Alüminyum



Alüminyum Çerçeve Kapak
904 Seri
Aluminium Frame Cabinet Door



Köşe Birleşim Detayı



904 Seri Çerçeve Profili

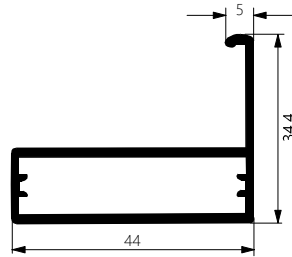

904 Series Frame Profile



Kod/Code	Açıklama/Description
081646	904 Seri Çerçeve Profili Mat Eloksal
081647	904 Seri Çerçeve Profili Şampanya
081648	904 Seri Çerçeve Profili Parlak Beyaz
081649	904 Seri Çerçeve Profili Siyah
081650	904 Seri Çerçeve Profili Sarı

TEKNİK DETAYLAR / Details

Malzeme : Alüminyum



904- 1 Seri Boy Kulplu Profil

904- 1 Series Profile With Handle



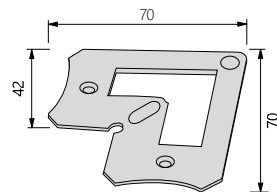
Kod/Code	Açıklama/Description
081651	904-1 Seri Boy kulplu Profili Mat Eloksal
081652	904-1 Seri Boy kulplu Profili Şampanya
081653	904-1 Seri Boy kulplu Profili Parlak Beyaz
081654	904-1 Seri Boy kulplu Profili Siyah
081655	904-1 Seri Boy kulplu Profili Sarı

TEKNİK DETAYLAR / Details

Malzeme : Alüminyum



Köşe Birleşim Detayı



Köşe Birleştirme Bağlantısı

Corner Joint



Kod/Code	Açıklama/Description
071993	Köşe Birleştirme Bağlantısı

TEKNİK DETAYLAR / Details

Malzeme : Metal



Mutfak Aksesuarları - Alüminyum

Kitchen Hardware and Accesories - Aluminium

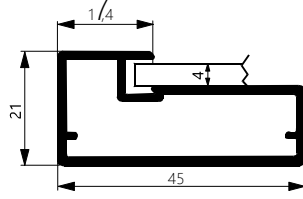


CONCEPT
KARE

Alüminyum Çerçeve Kapak 902 Seri Aluminium Frame Cabinet Door



Köşe Birleşim Detayı



902 Seri Çerçeve Profili

902 Series Frame Profile



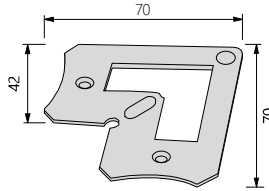
Kod/Code	Açıklama/Description
081603	902 Seri Çerçeve Profili Mat Eloksal
071987	902 Seri Çerçeve Profili Şampanya
081604	902 Seri Çerçeve Profili Beyaz
081605	902 Seri Çerçeve Profili Siyah

TEKNİK DETAYLAR / Details

Malzeme : Alüminyum



Köşe Birleştirme Detayı



Köşe Birleştirme Bağlantısı


Corner Joint



Kod/Code	Açıklama/Description
071993	Köşe Birleştirme Bağlantısı

TEKNİK DETAYLAR / Details

Malzeme : Metal



Çerçeve Kapak Fiteli

Frame Door Wick



Kod/Code	Açıklama/Description
071990	Çerçeve Kapak Fiteli

TEKNİK DETAYLAR / Details

Malzeme : Plastik

Kulp (120 mm)

Profile With Handle



253 Model Açılı Kulp

Kod/Renk
081608 - Mat Eloksal
081607 - Şampanya
081610 - Parlak Beyaz
081609 - Siyah
081611 - Mat Sarı

251 Model Geçme Kulp (Kısa)

Kod/Renk
081612 - Mat Eloksal
081613 - Şampanya
081614 - Parlak Beyaz
081615 - Siyah
081616 - Mat Sarı

250 Model Geçme Kulp (Uzun)



Kod/Renk
081617 - Mat Eloksal
081618 - Şampanya
081619 - Parlak Beyaz
081620 - Siyah
081621 - Mat Sarı

252 Model Geçme Kulp

Kod/Renk
081622 - Mat Eloksal
081623 - Şampanya
081624 - Parlak Beyaz
081625 - Siyah
081626 - Sarı

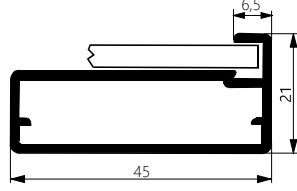


Alüminyum Çerçeve Kapak
903 Seri
Aluminium Frame Cabinet Door



Dekoratif Köşe ve Birleşim Detayı





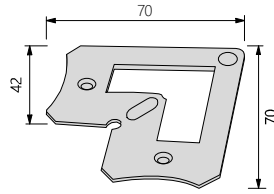

903 Seri Çerçeve Profili
903 Series Frame Profile



Kod/Code	Açıklama/Description
081627	903 Seri Çerçeve Profili Mat Eloksal
071988	903 Seri Çerçeve Profili Şampanya
081628	903 Seri Çerçeve Profili Parlak Beyaz
081629	903 Seri Çerçeve Profili Siyah
081630	903 Seri Çerçeve Profili Sarı

TEKNİK DETAYLAR / Details

Malzeme : Alüminyum



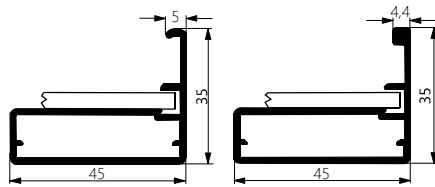
Köşe Birleştirme Bağlantısı
Cornet Joint



Kod/Code	Açıklama/Description
071993	Köşe Birleştirme Bağlantısı

TEKNİK DETAYLAR / Details

Malzeme : Metal



Boy Kulplu Profiller
Profile With Handle

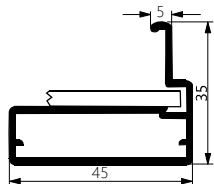



Mat Eloksal	Şampanya	P. Beyaz	Siyah	Sarı
081637	081636	081638	081639	081640

TEKNİK DETAYLAR / Details

Malzeme : Alüminyum

Kademeli Boy Kulp Profili



Kulp (120 mm)
Profile With Handle



Mat Eloksal	Şampanya	P. Beyaz	Siyah	Sarı
081641	081642	081643	081644	081645

TEKNİK DETAYLAR / Details


Malzeme : Alüminyum

250 Model Geçme Kulp (Uzun)



Kod	Renk
081617	Mat Eloksal
081618	Şampanya
081619	Parlak Beyaz
081620	Siyah
081621	Sarı

252 Model Geçme Kulp



Kod	Renk
081622	Mat Eloksal
081623	Şampanya
081624	Parlak Beyaz
081625	Siyah
081626	Mat Sarı



Alüminyum Çerçeve Kapak
901 Seri
Aluminium Frame Cabinet Door



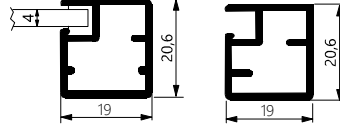
Köşe Birleştirme Detayı



901 Seri Çerçeve Profili
901 Series Frame Profile




Kod/Code	Açıklama/Description
081656	901 Seri Çerçeve Profili Mat Eloksal
081657	901 Seri Çerçeve Profili Şampanya
081658	901 Seri Çerçeve Profili Parlak Beyaz
081659	901 Seri Çerçeve Profili Siyah
081661	901 Seri Çerçeve Profili Sarı



TEKNİK DETAYLAR / Details

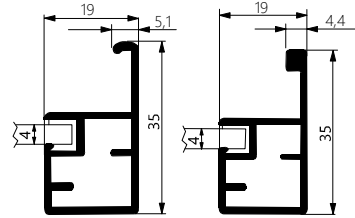
Malzeme : Alüminyum



901-1 Boy Kulplu Profil
901-1 Boy Profile With Handle




Kod/Code	Açıklama/Description
081660	901-1 Seri Boy Kulplu Profili Mat Eloksal
081662	901-1 Seri Boy Kulplu Profili Şampanya
081663	901-1 Seri Boy Kulplu Profili Parlak Beyaz
081664	901-1 Seri Boy Kulplu Profili Siyah
081665	901-1 Seri Boy Kulplu Profili Sarı



TEKNİK DETAYLAR / Details

Malzeme : Alüminyum



Köşe Birleştirme Bağlantısı
Corner Joint




Kod/Code	Açıklama/Description
081666	Köşe Birleştirme Bağlantısı

TEKNİK DETAYLAR / Details

Malzeme : Çelik Metal

Kulp Montaj




Kulp (120 mm)
Profile Handle




253 Model Açılı Kulp		251 Model Geçme Kulp (Kısa)	
Kod	Renk	Kod	Renk
081608	Mat Eloksal	081612	Mat Eloksal
081607	Şampanya	081613	Şampanya
081610	Parlak Beyaz	081614	Parlak Beyaz
081609	Siyah	081615	Siyah
081611	Mat Sarı	081616	Sarı




Alüminyum Çerçeve Kapak
906 Seri
Aluminium Frame Cabinet Door



Ara Profil Birleşim Detayı

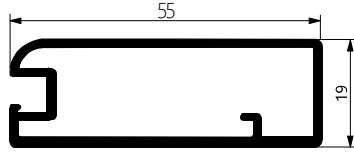


Köşe Birleştirme Detayı



906 Seri Çerçeve Profili


906 Series Frame Profile



Kod/Code	Açıklama/Description
081667	906 Seri Çerçeve Profili Mat Eloksal
081668	906 Seri Çerçeve Profili Şampanya
081669	906 Seri Çerçeve Profili Parlak Beyaz
081670	906 Seri Çerçeve Profili Siyah

TEKNİK DETAYLAR / Details

Malzeme : Alüminyum



Cam Fiteli

Glass Wick

Kod/Code	Açıklama/Description
071990	Cam Fiteli

TEKNİK DETAYLAR / Details

Malzeme : Plastik




Köşe Birleştirme Bağlantısı

Corner Joint

Kod/Code	Açıklama/Description
071993	Köşe Birleştirme Bağlantısı

TEKNİK DETAYLAR / Details

Malzeme : Metal



Köşe Birleştirme Detayı

