


## KB300120

### CAPACITIVE SENSORS • NORM SWITCHING DISTANCE

Capacitive proximity switches are contact-free sensors. They detect metallic and non-metallic objects, regardless of whether they move or not. The achievable sensing range of the devices depends on the object material, its dimensions and the response sensitivity, which is set via a potentiometer. The vibration-resistant sensors can be approached laterally or frontally. Capacitive proximity switches are used for presence detection (e.g. sealing detection), positioning (e.g. PET bottles), counting (e.g. plastic caps), level detection (e.g. lubricant) or distance measurements (e.g. thickness measurement) of solid and liquid materials.



#### MECHANICAL FEATURES

Active area material of sensor	PTFE
Ambient temperature	-25 °C ... 70 °C
Degree of protection (IP)	IP67
Housing coating	Nickel-plated
Housing design	Cylinder, screw-thread
Housing material	Brass
Mechanical mounting condition for sensor	Flush
Pressure-proof	-
Sensor length	82 mm
Thread length	55 mm
Thread pitch	1.5 mm
Thread size, metric	30

#### ELECTRICAL FEATURES

Cascadable	-
Correction factor (glass)	0.6
Correction factor (oil)	0.5
Correction factor (PVC)	0.5
Correction factor (wood)	0.6
Hysteresis	15 %
Max. output current	400 mA
No-load current	15 mA
Number of pins	3
Rated control supply voltage $U_s$ at DC	10 V ... 35 V
Reverse polarity protection	+
Setting procedure	Manual adjustment
Short-circuit protection	+
Suitable for safety functions	-
Supply voltage	10 V ... 35 V
Switching distance	10 mm
Switching distance	0.5 mm ... 25 mm
Switching frequency	200 Hz
Type of electrical connection	Connector M12

## ELECTRICAL FEATURES

Type of switching function	Normally open contact
Type of switching output	PNP
Voltage drop	2 V
Voltage type	DC
With LED display	+
With monitoring function of downstream devices	-

## OTHER FEATURES

Level detection	+
-----------------	---

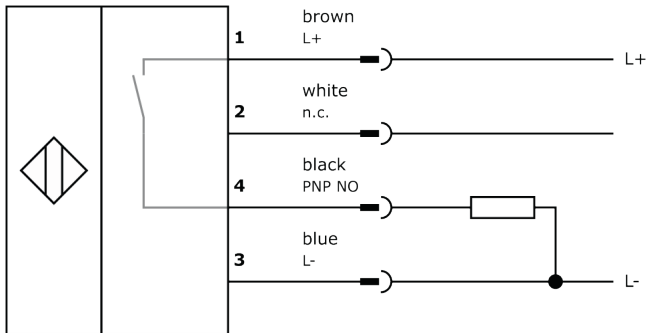
## Other

Packaging dimensions	43.0mm x 43.0mm x 105.0mm
Shipping weight	0.15kg
Tariff code	85365019

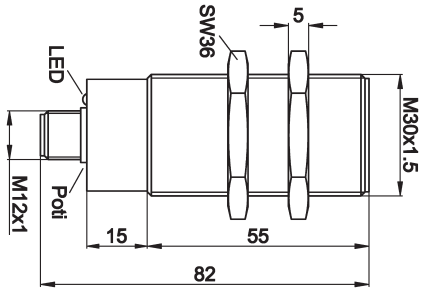
## Classification

ipf product group	240
eClass 8.0	27270102
eClass 9.0	27270102
eClass 9.1	27270102
ETIM-5.0	EC002715
ETIM-6.0	EC002715
ETIM-7.0	EC002715

## Connection



## Dimensional drawing



## Installation



Mounting / installation may only be carried out by a qualified electrician!

## Disposal



## Software

Please download the software or driver required for operating your new device on our homepage: [www.ipf.de](http://www.ipf.de)

## Safety warnings

Before initial operation, please make sure to follow all safety instructions that may be provided in the product information.

Never use these devices in applications where the safety of a person depends on their functionality.

LED lighting systems can generate intensive UV radiation, which can damage your eyes in case of improper use. The manufacturer cannot be held responsible for damages that result from improper use or connection.