

R2E220-AB06-05

# AC centrifugal fan

backward curved, single inlet



**ebm-papst Mulfingen GmbH & Co. KG**

Bachmühle 2

74673 Mulfingen

Phone: +49 7938 81-0

Fax: +49 7938 81-110

www.ebmpapst.com

info1@de.ebmpapst.com

## Nominal data

Type	R2E220-AB06-05			
Motor	M2E068-CF			
Nominal voltage	[V]	230	230	230
Frequency	[Hz]	50	60	60
Valid for approval / standard		CE	CE	UL2
Speed	[min <sup>-1</sup> ]	2700	3050	3050
Power input	[W]	85	115	120
Current draw	[A]	0.38	0.51	0.51
Motor capacitor	[μF]	2.5	2.5	2.5
Capacitor voltage	[VDB]	400	400	400
Max. ambient temperature	[°C]			45
Air flow	[m <sup>3</sup> /h]	885	990	990
Back pressure	[Pa]	0	0	0
Sound pressure level	[dB(A)]	72	75	75

ml = max. load · me = max. efficiency · rfa = running at free air · cs = customer specs · cu = customer unit  
Subject to alterations

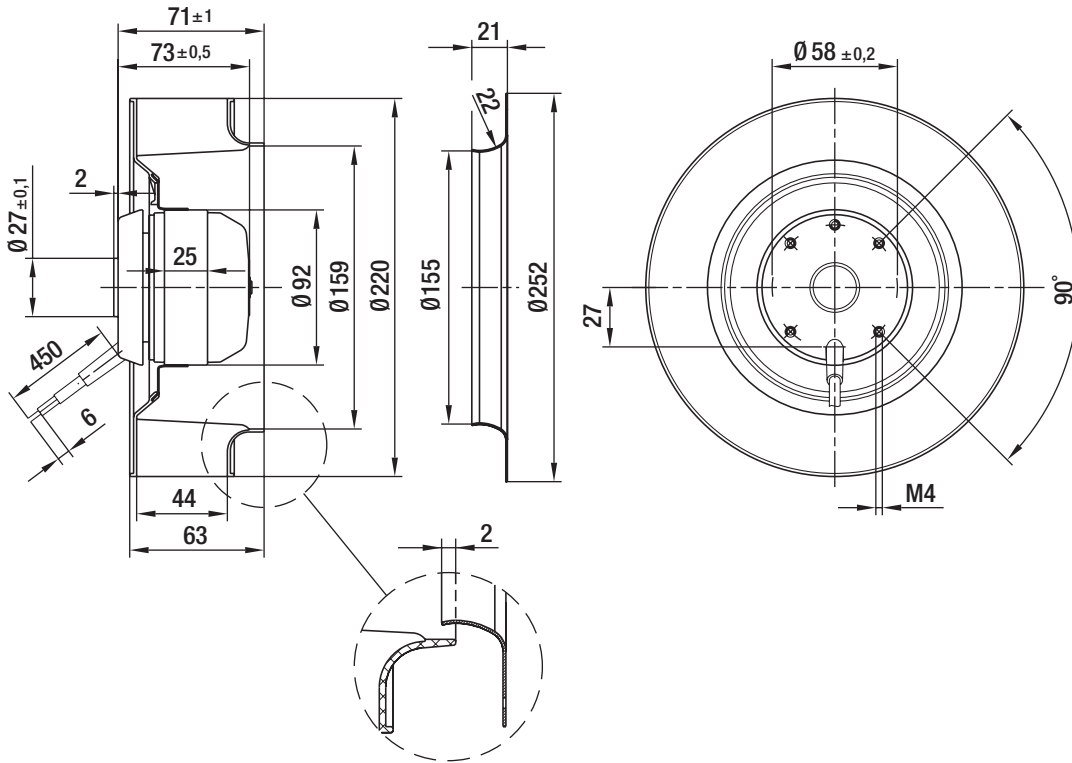
## Technical features

<b>Size</b>	220 mm
<b>Operation mode</b>	Continuous operation (S1)
<b>Direction of rotation</b>	Clockwise, seen on rotor
<b>Insulation class</b>	"B"
<b>Cable exit</b>	Variable
<b>Bearing-motor</b>	Ball bearing
<b>Mass</b>	1.5 kg
<b>Material of electronics housing</b>	Rotor: Coated in black
<b>Material of impeller</b>	PA plastic 6.6, fiberglass-reinforced
<b>Motor protection</b>	Thermal overload protector (TOP) wired internally
<b>Product conforming to standard</b>	CE
<b>Number of blades</b>	11
<b>Type of protection</b>	IP 44
<b>Protection class</b>	I
<b>Approval</b>	CCC; GOST

# AC centrifugal fan

backward curved, single inlet

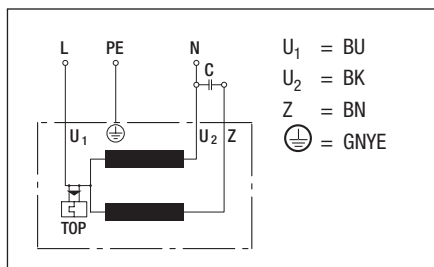
## Product drawing



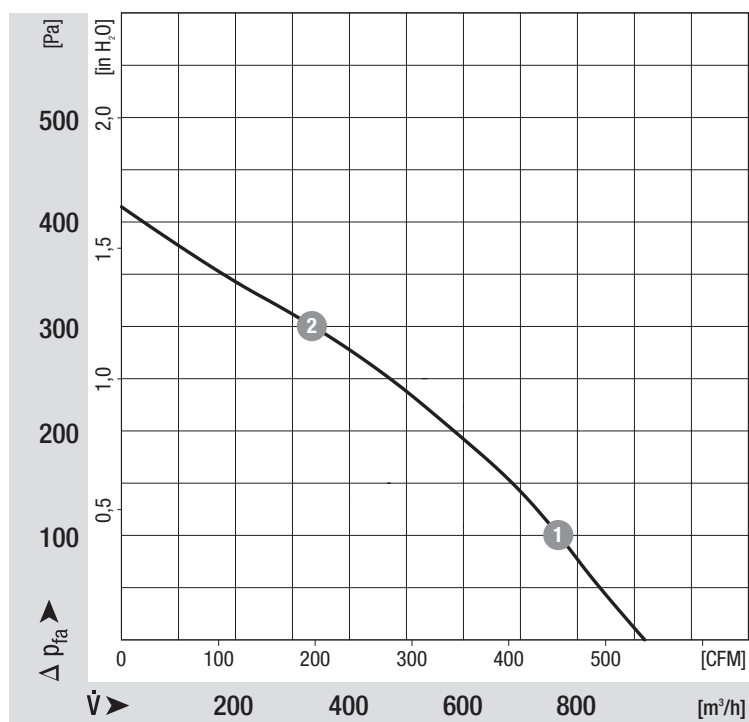
# AC centrifugal fan

backward curved, single inlet

## Connection screen

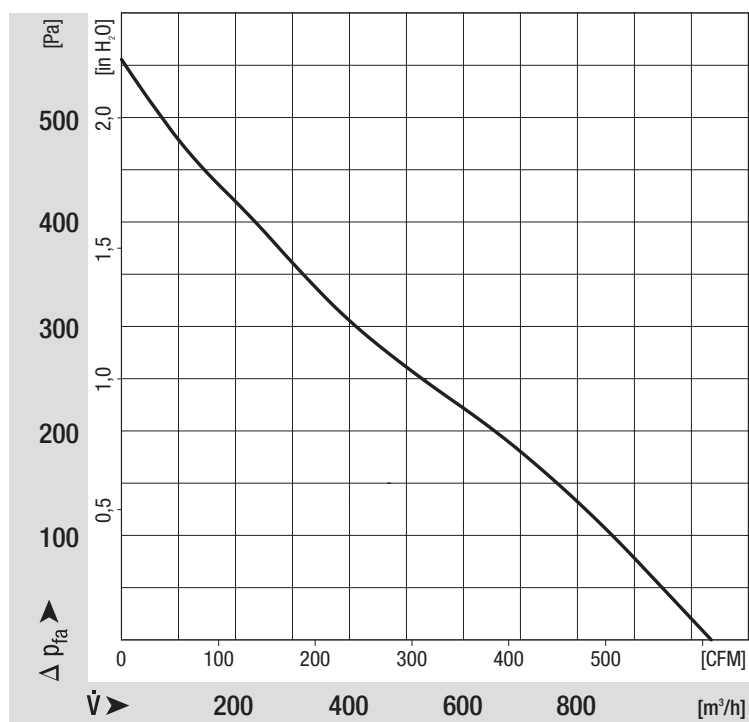


## Charts: Air flow 50 Hz



	n	P <sub>1</sub>	I
	[min <sup>-1</sup> ]	[W]	[A]
1	2650	96	0.43
2	2600	102	0.46

## Charts: Air flow 60 Hz



# Mouser Electronics

Authorized Distributor

Click to View Pricing, Inventory, Delivery & Lifecycle Information:

[ebm-papst:](#)

[R2E220-AB06-05](#)