




### Professional Work

- Laptop (60Wh)  
**12 Charges**
- Electric Drill (1080W)  
**0.7 Hours**
- Cutting Machine (1100W)  
**0.7 Hours**
- Electric Hammer (1260W)  
**0.6 Hours**
- Circular Saw (1400W)  
**0.5 Hours**



### Outdoor Recreation

- Speaker (10W)  
**30 Hours**
- Camera (16Wh)  
**38 Charges**
- Drone (40Wh)  
**17 Charges**
- Car Fridge (60W)  
**12 Hours**
- Coffee Maker (1000W)  
**0.7 Hours**



### Home Backup

- Light (10W)  
**30 Hours**
- Fan (40W)  
**13 Hours**
- CPAP (40W)  
**13 Hours**
- Refrigerator (120W)  
**5.4 Hours**
- Microwave (1300W)  
**0.6 Hours**

\*The data above is for reference only.



“EcoFlow was founded in 2017 with a mission is to empower people and communities through portable, clean, reliable power for lasting impact by dethroning the traditional gas generator and reinventing the way the world accesses energy.

We leverages our technology and experience to build products that are thoughtful in design, creating industry-first, smart and powerful energy storage products, and strive to reinvent the way people everywhere access power.

## EcoFlow Technology Ltd.

**Email:** [sales@ecoflow.com](mailto:sales@ecoflow.com)

**Website:** <https://ecoflow.com/>



# ECOFLOW DELTA MINI

Move With Power



# DELTA mini



The EcoFlow DELTA mini has a 1400W output and weighs only 10.7kg, making it the most portable power station in the DELTA series. Carry it with you anywhere and keep your bigger appliances charged up.

## 2200W devices with X-Boost

DELTA mini's output of 1400W handles 90% of electronics. X-Boost that number to 2200W and suddenly your electric grill, copy maker, and hairdryer become battery-powered.

## 0-80% in 1 hour

Get back at it faster with EcoFlow's patented X-Stream technology which delivers one of the fastest recharging rates on the market. Using a built-in smart inverter, DELTA mini can recharge from 0-80% in as quickly as 1 hour and to full in just over 1.6 hours.

## Our lightest DELTA

It's power you can pick up, take along, and stow away for wherever a wall outlet isn't handy. 882 watt-hours at 10.7kg is right on the line between power and portability.

# Specification



## DELTA mini

### General

Capacity	882Wh
Extra Battery	N/A

### Output

AC Output(x2)	1400W total (Surge 2100W)
Max Device(s) Power Supported by X-Boost	2200W
USB-A Output(x2)	5V, 2.4A, 12W Max
USB-A Fast Charge(x1)	5V, 2.4A / 9V, 2A / 12V, 1.5A, 18W Max
USB-C Output(x1)	5/9/12/15/20V, 5A, 100W Max
Car Power Output(x1)	12.6V, 10A, 126W Max
DC5521(x2)	12.6V, 3A

### Input

AC Charging	900W
Solar Charging	300W Max, 11-75Vdc, 10A
Car Charging	Supports 12V/24V Battery, Default 8A





### Battery

Battery Chemistry	NCM
Cycle Life	800 cycles to 80%+ capacity
Shelf Life	1 year

### Other

Connectivity	Wi-Fi supported
Dimension	14.9 x 7.2 x 9.4in / 37.8 x 18.4 x 24cm
Weight	23.6lbs / 10.7kg

# Charging Time

 AC Wall Outlet <b>1.6 Hours</b> (900W)	 Gas Generator** <b>1.6 Hours</b> (900W)	 Solar Panel <b>3-6 Hours</b> (1x400W Solar Panel)	 Car Charger <b>9.5 Hours</b> (96W)
---	--	--	---



## Solar Panel Recommendations

Solar Panels	Recharge Time
110W Solar Panel	1 Set: <b>10-20 hrs</b> 2 Sets: <b>5-10 hrs</b> 3 Sets: <b>3.3-6.6 hrs</b>
160W Solar Panel	1 Set: <b>7.5-15 hrs</b> <i>Recommended when portability matters</i> 2 Sets: <b>3.7-7.4 hrs</b>
400W Solar Panel	1 Set: <b>3-6 hrs</b> <i>Recommended when quality time matters</i>

\*The data above is for reference only.

\*\*The rated output power of the gas generator should be higher than the power station max AC input power.