

ROBUSTO

Solar landscape light




## Let the stars stay in the night sky

“Dark Sky” design to reduce light pollution and without destroying the lighting and decoration effect to combine lighting with the environment.




## New technology enhances user experience

ALS technology to prolong the lighting time >7 rainy days  
TCS technology to protect the lights can work normally and safety  
in very hot and cold temperature



Double side  
PIR 120°



**OVERALL  
BODY  
ALUMINUM  
ALLOY**

4-speed  
button dimming






MAIN FEATURES

**IP64 waterproof**

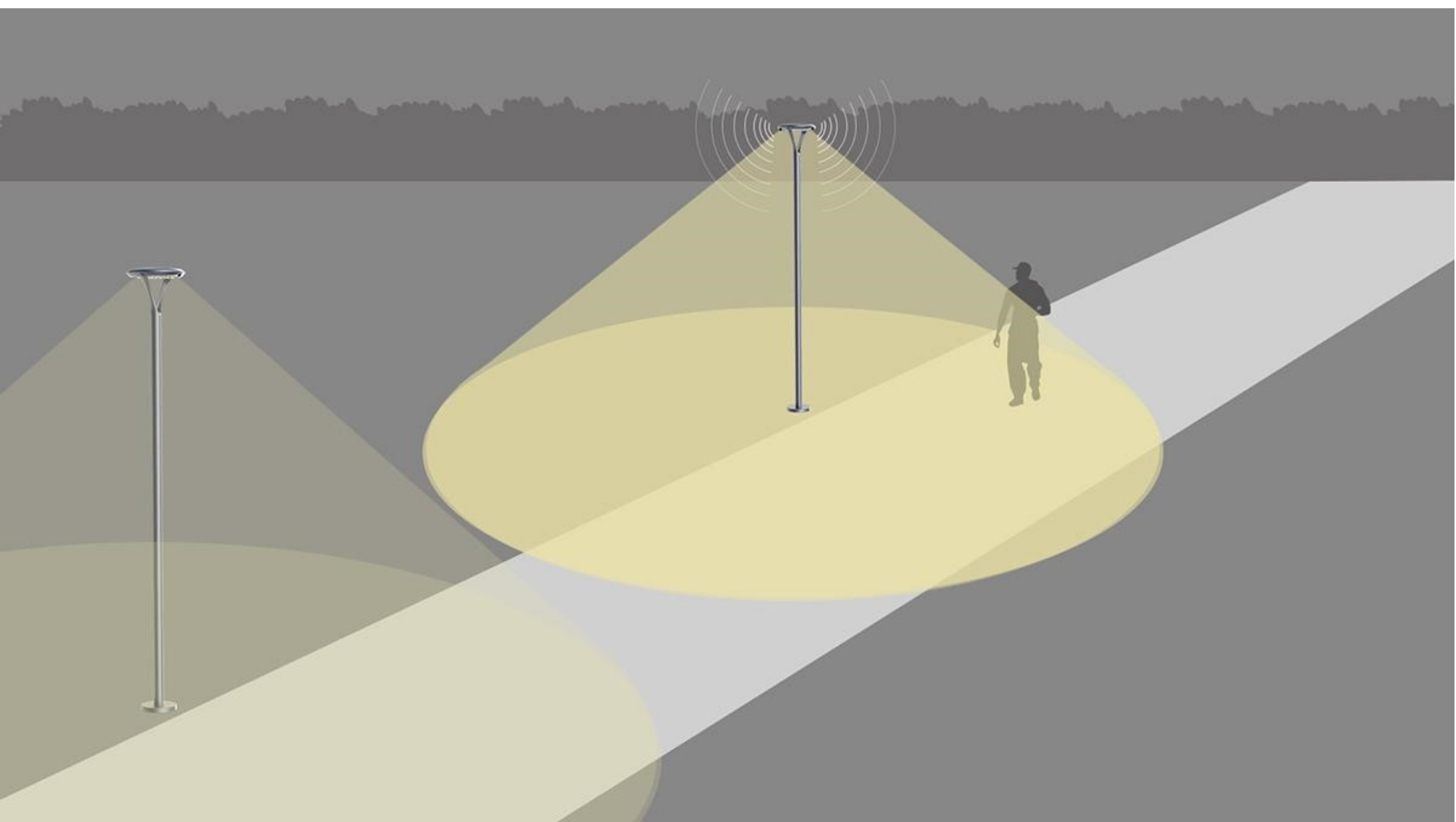
---



MAIN FEATURES

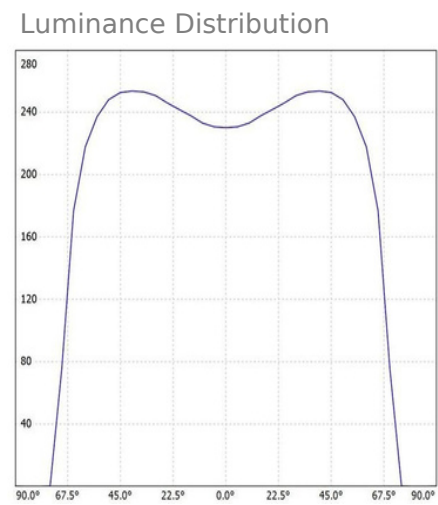
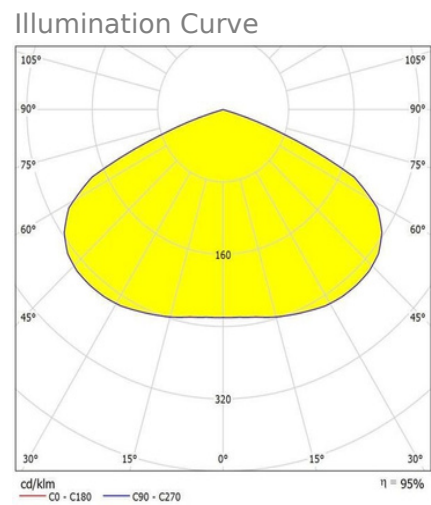
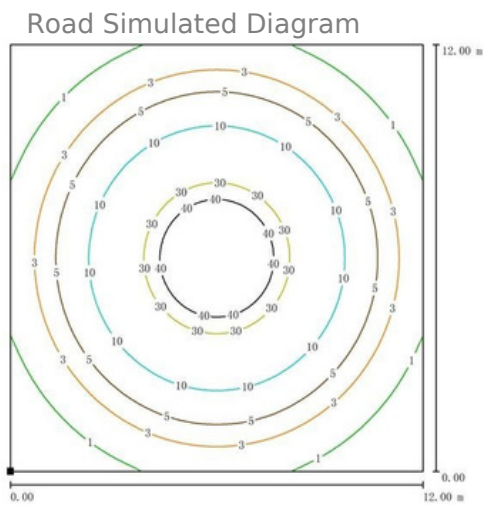
## PIR motion sensor max to 6M with 120°angle

Double side PIR 120° SPECIFICATIONS




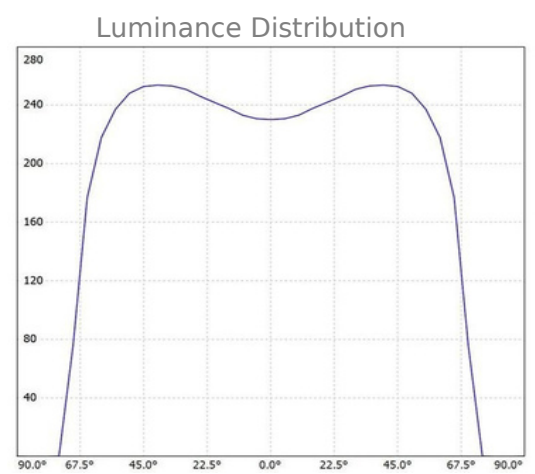
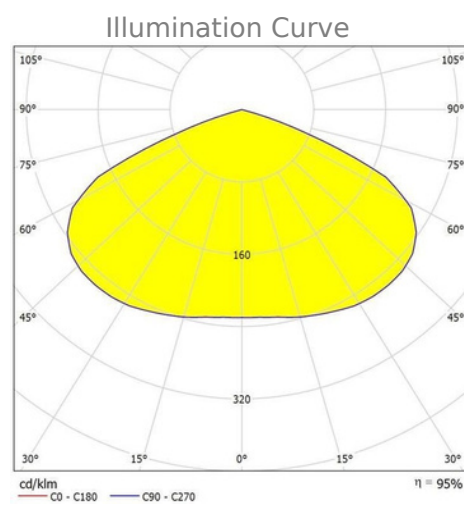
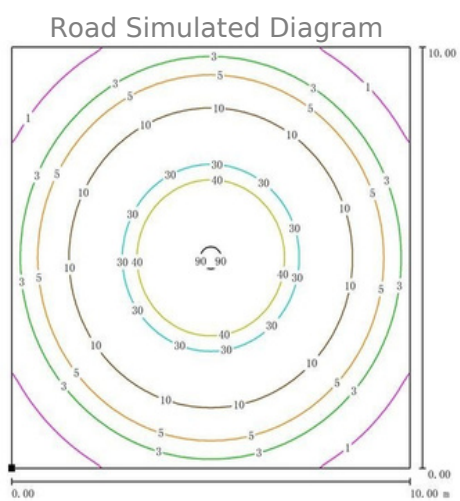
Item : Mirage 4	SSSL-55	SSSL-56	SSSL-57
Light Brightness	2000LM	2000LM	2000LM
Solar panel			
Power	5W	5W	5W
Li-ion battery			
Capacity	22.2 WH	22.2 WH	22.2 WH
Charging Temp	0~45°C	0~45°C	0~45°C
Charging Time	6H	6H	6H
LED (OSRAM)	2835 / 42pcs	2835 / 42pcs	2835 / 42pcs
Color Temp	4000K	4000K	4000K
Efficiency	150lm/W	150lm/W	150lm/W
UV LED	-	-	-
Performance			
Lighting Time in Rainyday	>10 days	>10 days	>10 days
Control Mode	Button Switch , ON/OFF Long Press 1.5s		
Lighting Mode(Remote Control)	M1: 200lm+PIR(one minute) M2: 0+PIR(one minute) M3 : 600lm Timed 6 hours M4 : 2000lm 2Hrs	M1: 200lm+PIR(one minute) M2: 0+PIR(one minute) M3 : 600lm Timed 6 hours M4 : 2000lm 2Hrs	M1: 200lm+PIR(one minute) M2: 0+PIR(one minute) M3 : 600lm Timed 6 hours M4 : 2000lm 2Hrs
Mode Indication	-	-	-
Capacity Indication	-	-	-
PIR	240°	240°	240°
Core technology	ALS 2.4	ALS 2.4	ALS 2.4
Solar Panel Autoclean	-	-	
IP/IK Class	IP64	IP64	IP64
Install Height	-	-	-
Types of Lighting	135°	135°	135°
Materials	aluminium alloy+PC	aluminium alloy+PC	aluminium alloy+PC

SSSL-55





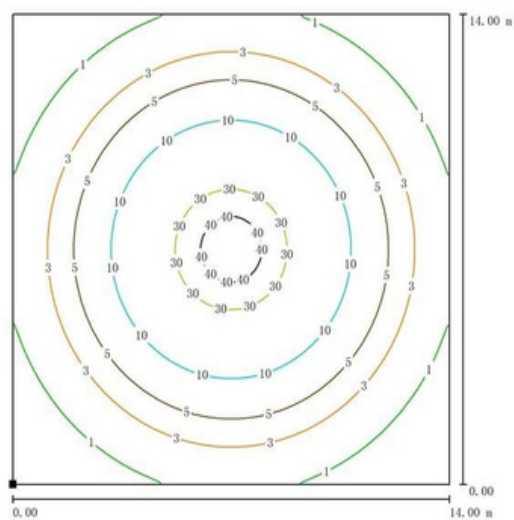
## SSSL-56



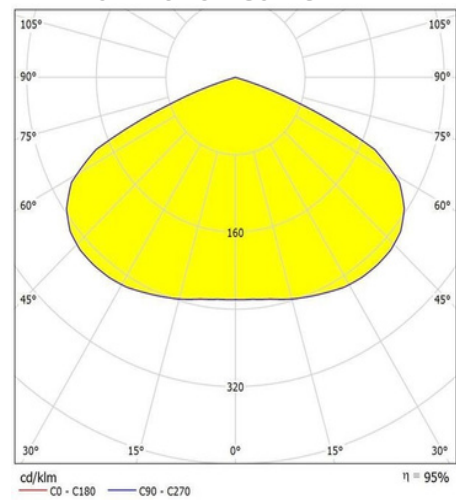


SSSL-57


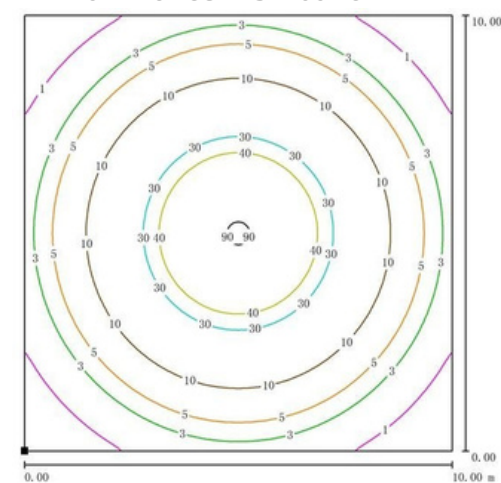
Road Simulated Diagram

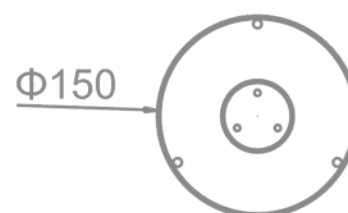
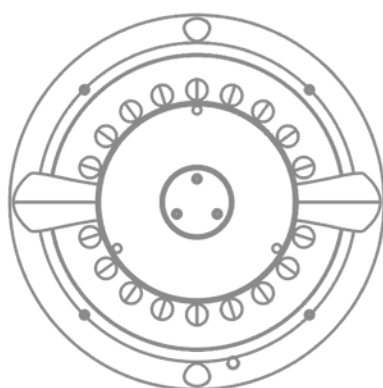
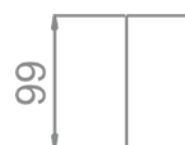
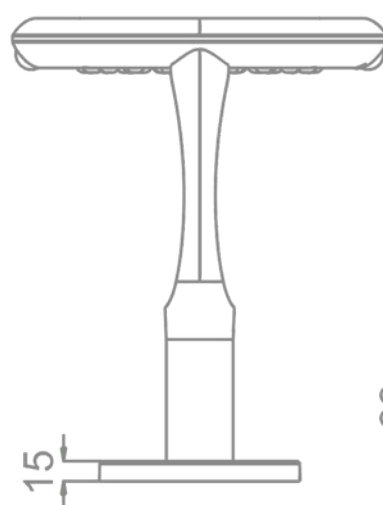
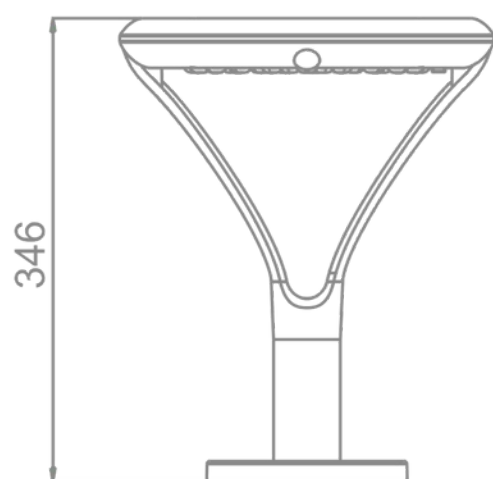


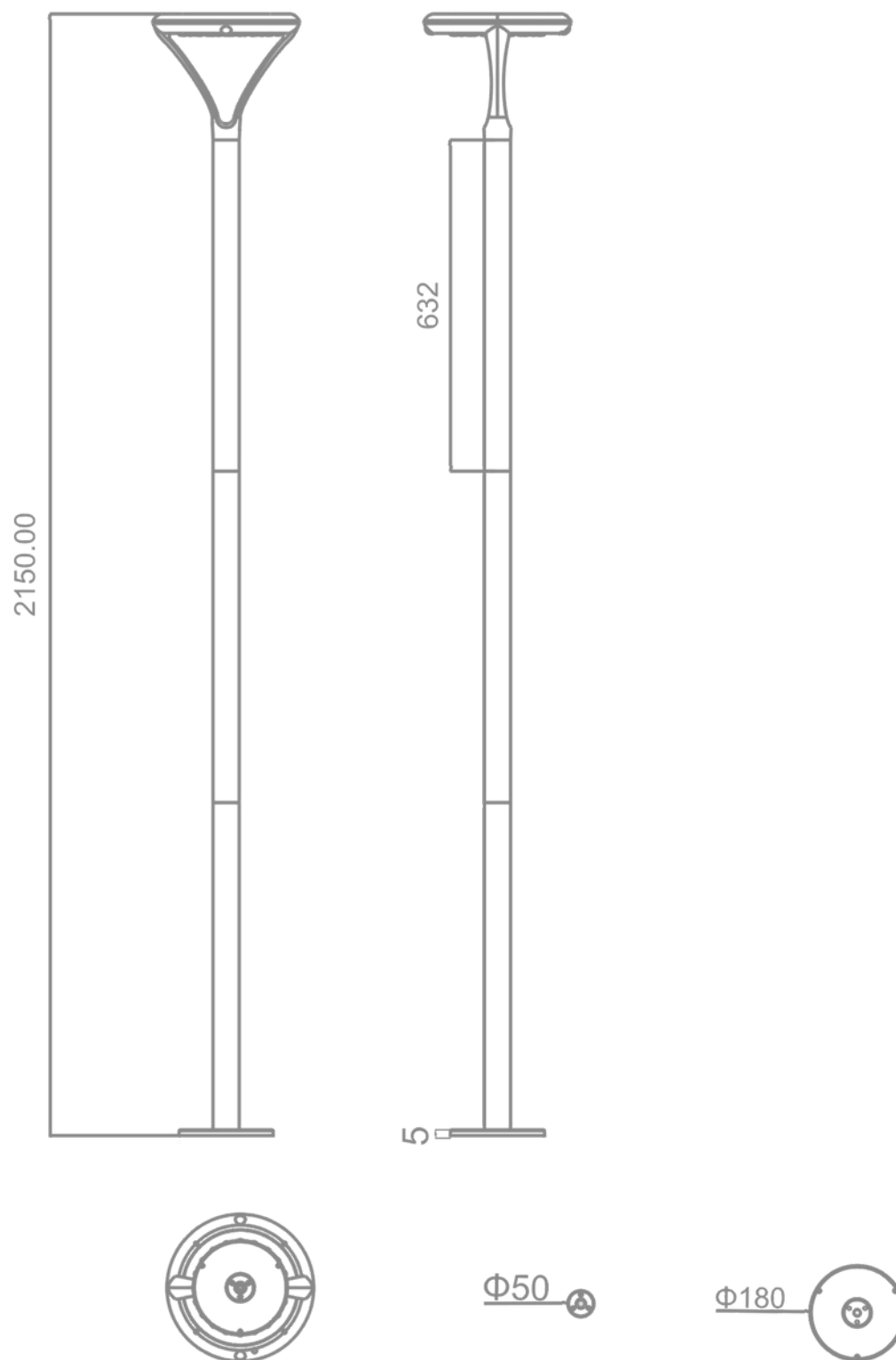
Illumination Curve

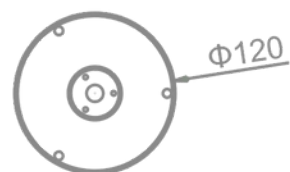
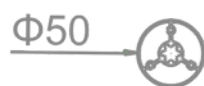

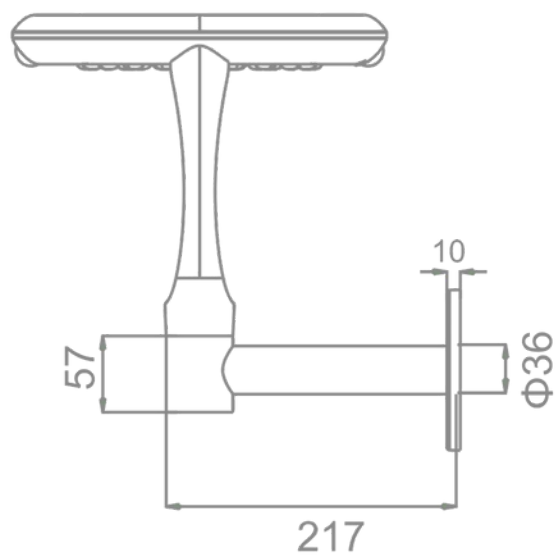
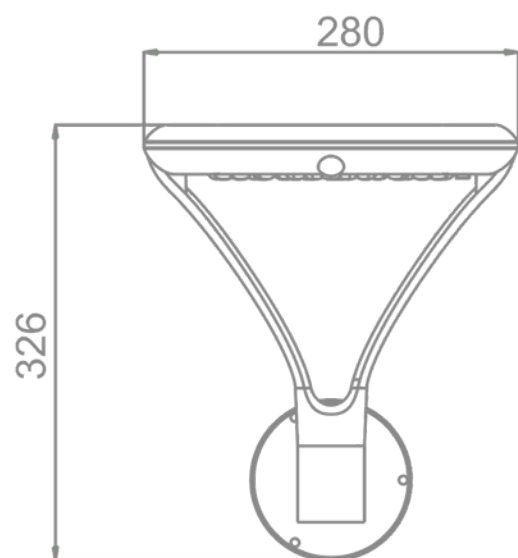


Luminance Distribution












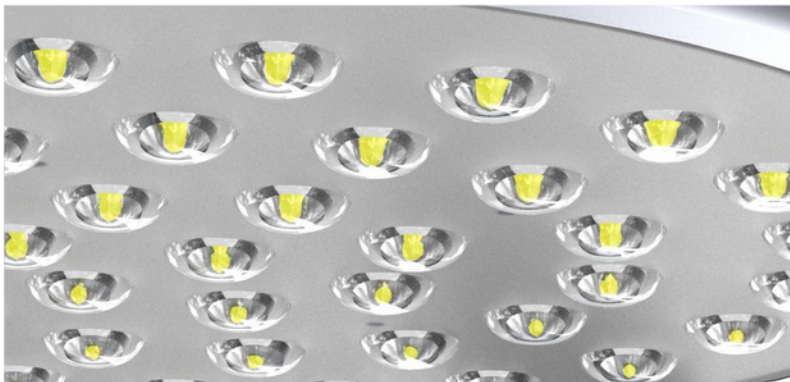
Detail Benefits




Monocrystalline >21%



PIR /  
Switch



High lumen LEDs 150lm/W




Bracket

/ /

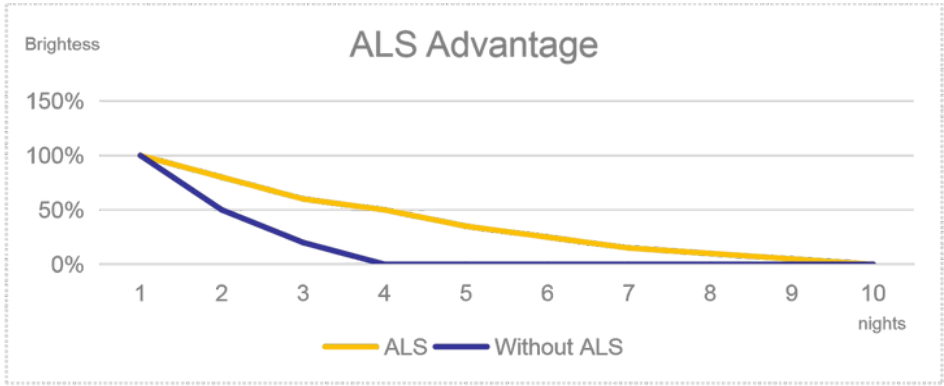
Net weight and gross weight are for reference only



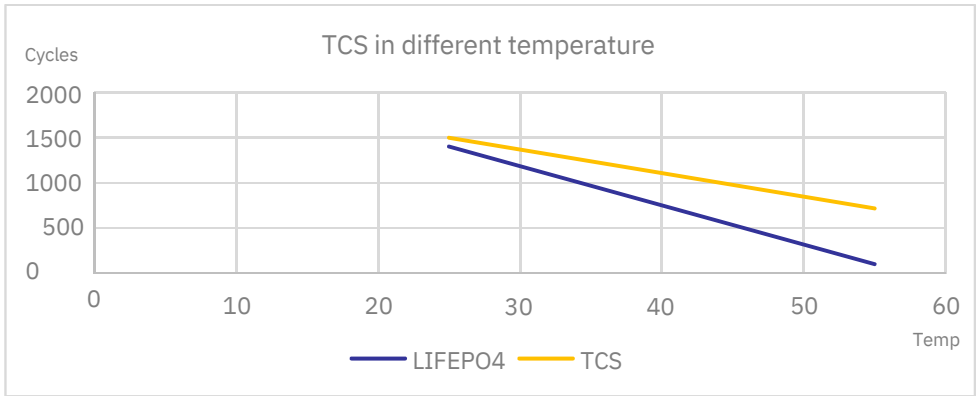
A Great Company should always pay the highest attention to the every detail design , and the craftsmanship spirit should be filled in the whole design process and mass production.



ADVANTAGE OF ALS



ADVANTAGE OF TCS



Model	Size(MM)	Kg	Kg
ESL-55	330*302*325	1.71	2.85
ESL-56	340*312*330	2.5	3.8
ESL-57	330*302*325	1.63	289



---

[www.milenerjieticaret.com](http://www.milenerjieticaret.com)

İSTANBUL/B y k ekmece  
0212 864 3131  
info@milenerji.com

/

/