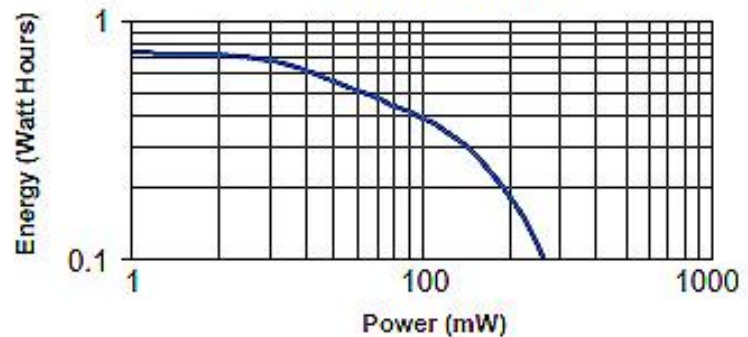


Dimensions shown are ANSI/IEC standards

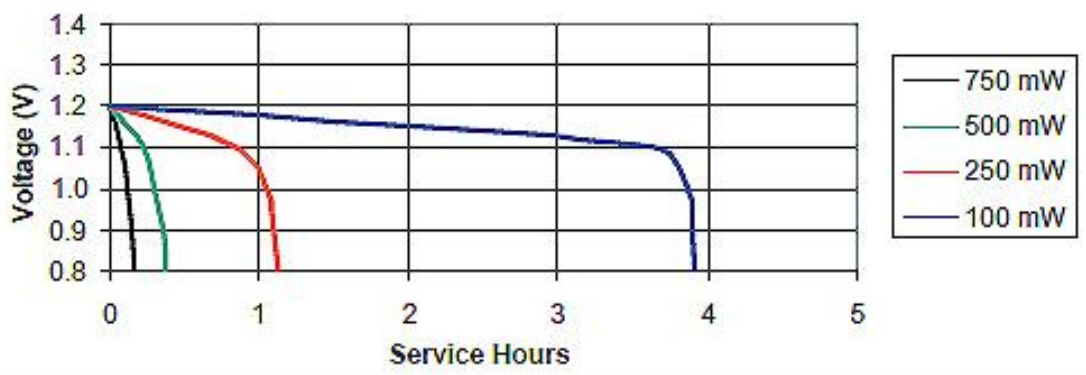
| | |
|-----------------------------|-----------------------|
| Nominal Voltage: | 1.5 V |
| Nominal Internal Impedance: | 240 m-ohm @ 1KHz |
| Nominal Weight: | 6.0 g |
| Nominal Volume: | 2.02 cm. ³ |
| Terminals: | Flat |
| Operating Temp. Range: | -20°C to 54°C |
| NEDA / ANSI: | 25A |
| IEC: | LR8D425 |

Delivered Energy vs Power Drain

@20°C to 1.0 Volts



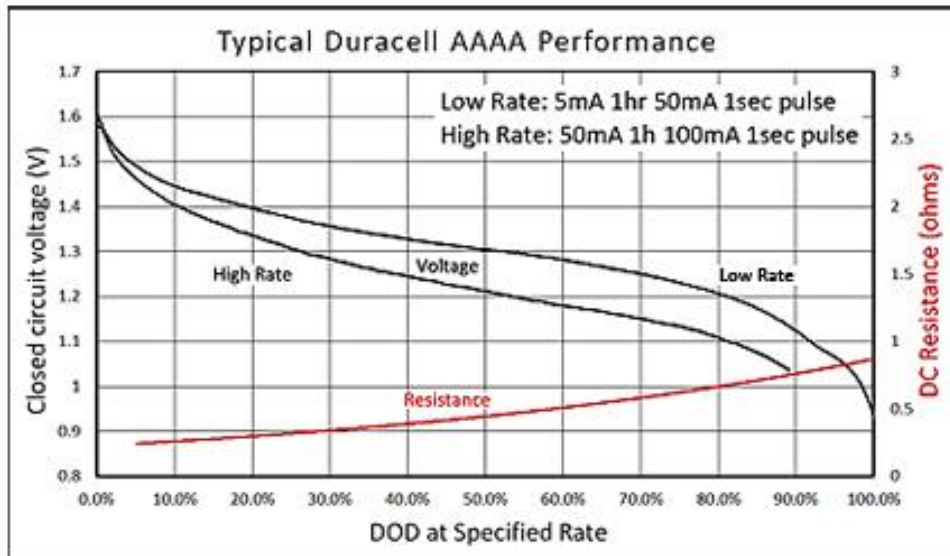
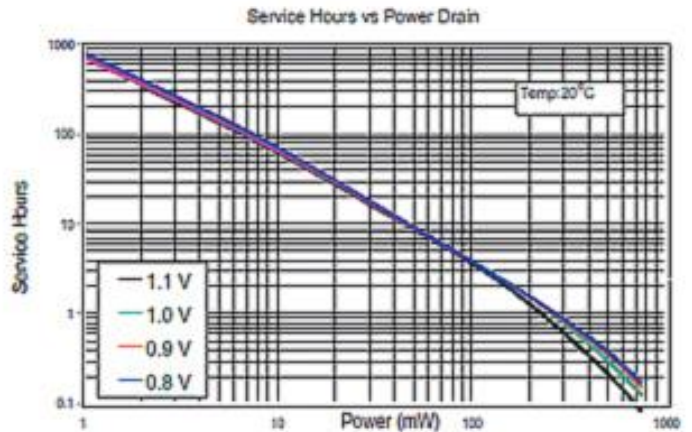
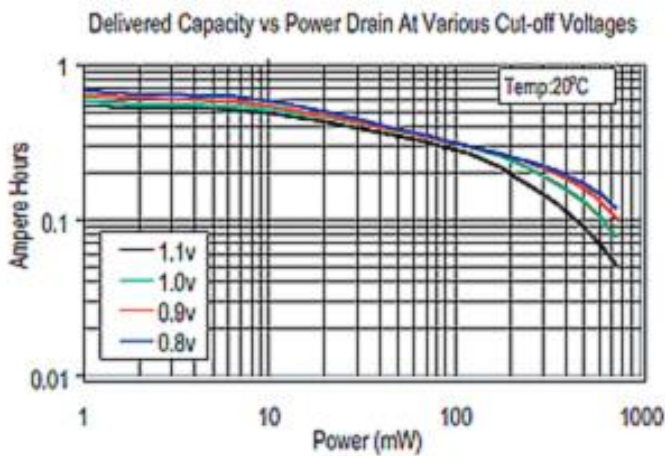
Discharge Characteristics at Various Power Drains



DURACELL[®] BATTERIES

Berkshire Corporate Park
Bethel, CT. 06801 U.S.A.
Telephone: Toll-free 1-800-544-5454
www.duracell.com

Delivered capacity is dependent on the applied load, operating temperature and cut-off voltage. Please refer to the charts and discharge data shown for examples of the energy/service life that the battery will provide for various load conditions.



DURACELL[®] BATTERIES

Berkshire Corporate Park
Bethel, CT. 06801 U.S.A.
Telephone: Toll-free 1-800-544-5454
www.duracell.com

Delivered capacity is dependent on the applied load, operating temperature and cut-off voltage. Please refer to the charts and discharge data shown for examples of the energy/service life that the battery will provide for various load conditions.