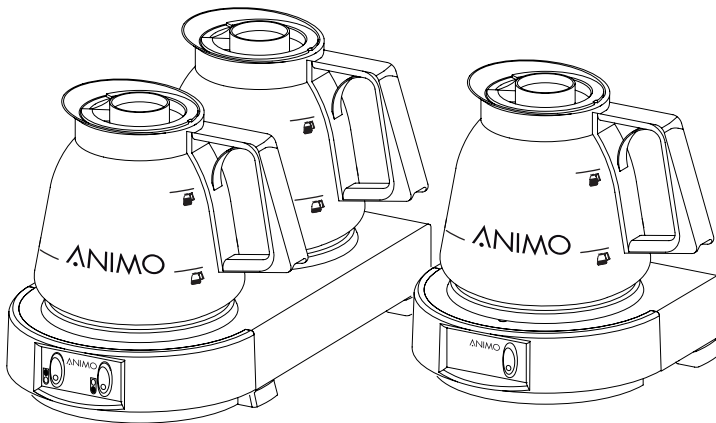


# ANIMO

---

## M-LINE





M21  
M22



**gebruiksaanwijzing**  
**user manual**  
**betriebsanleitung**  
**mode d'emploi**

---



|                  |   |   |
|------------------|---|---|
| Nederlands ..... | 1 |  |
| English .....    | 3 |  |
| Deutsch .....    | 5 |  |
| Français .....   | 7 |  |



Dit apparaat voldoet aan de EMC-richtlijn 89/336/EEG, 92/31/EEG en de laagspanningsrichtlijn 73/23/EEG.

This appliance is in accordance with the EMC-Directive 89/336/EEC, 92/31/EEC and the low voltage directive 73/23/EEC.

Dieses Gerät wurde in Übereinstimmung gemäß EMV-Richtlinie 89/336/EWG, 92/31/EWG und Niederspannung-Richtlinie 73/23/EWG gebaut.

Cet appareil est conforme à la directive d'EMC 89/336/CEE, 92/31/CEE et à la directive de basse tension 73/23/CEE.

Animo behoudt zich het recht voor om onderdelen op elk gewenst moment te wijzigen, zonder voorafgaande of directe kennisgeving aan de afnemer. De inhoud van deze handleiding kan eveneens gewijzigd worden zonder voorafgaande waarschuwing. Deze handleiding is geldig voor de machine in standaarduitvoering. Animo kan derhalve niet aansprakelijk worden gesteld voor eventuele schade voortvloeiende uit van de standaard uitvoering afwijkende specificaties van de aan u geleverde machine. Voor informatie betreffende afstelling, onderhoudswerkzaamheden of reparaties waarin deze handleiding niet voorziet, wordt u verzocht contact op te nemen met de technische dienst van uw leverancier. Deze handleiding is met alle mogelijke zorg samengesteld, maar Animo kan geen verantwoording op zich nemen voor eventuele fouten in dit boek of de gevolgen daarvan.

Animo has the right to change parts of the machine at any time without advice or direct announcements to the client. The contents of this manual can also be changed without any announcements. This manual is to be used for the standard model/type of the machine. Thus Animo cannot be held responsible for any damage resulting from the application of this manual to the version delivered to you. For extra information on adjustments maintenance and repair, contact the technical department of your supplier. This manual has been written very carefully. However, Animo cannot be held responsible neither for mistakes in the book nor for their consequences.

Animo behält sich das Recht vor, Einzelteile ohne vorherige Bekanntgabe an den Kunden zu ändern. Der Inhalt dieser Anleitung kann ebenfalls ohne vorherige Bekanntgabe geändert werden. Diese Anleitung gilt für die Standardausführung der Maschine. Animo haftet daher nicht für Informationen über Einstellungen, Wartungsarbeiten oder Reparaturen, die nicht in dieser Anleitung enthalten sind. Wenden Sie sich bitte gegebenenfalls an den Kundendienst Ihres Händlers. Diese Anleitung wurde mit größtmöglicher Sorgfalt zusammengestellt. Animo haftet jedoch nicht für etwaige Fehler in dieser Anleitung oder für die Folgen solcher Fehler.

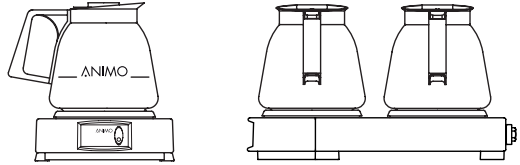
Animo se réserve le droit de modifier les pièces à n'importe quel instant, sans avis préalable et sans obligation de notification au client. Le contenu de ce manuel est également sujet à modification sans avis préalable. Ce manuel s'applique au modèle standard de la machine. Par conséquent, Animo n'est pas responsable pour les dommages éventuels découlant de l'application de ce manuel aux modèles non standard. Pour les renseignements sur certains réglages, les travaux d'entretien ou réparations qui ne seraient pas traités dans ce manuel, Animo ne peut être tenu responsable des erreurs éventuelles ni des dommages qui en découleraient.

Please read these instructions carefully to ensure that the heating plate is operated properly and safely.

### 1. GENERAL DESCRIPTION

The heating plates M21 and M22 are suitable for keeping the contents of one and/or two coffee/tea jugs at the right temperature (approx. 84-86°C). They can be placed at another location than that of the coffee maker and serve to keep the coffee/tea hot.

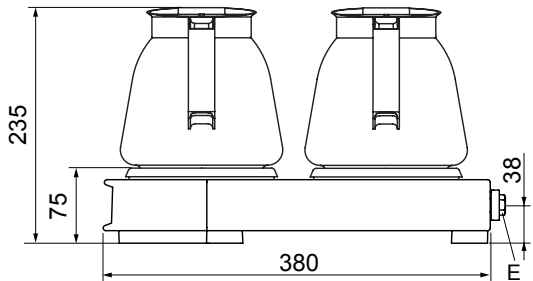
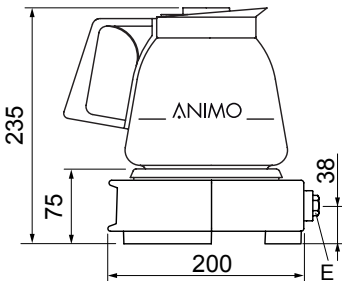
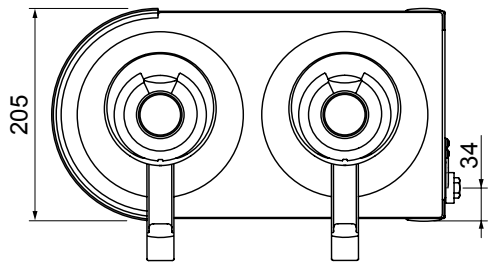
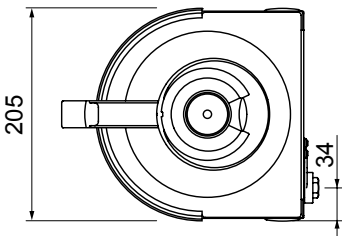
- M21 unit has one heating plate.
- M22 unit has two heating plates.



Heating plates excluding glass jugs.

### 2. TECHNICAL SPECIFICATION

|                                  |                   |                   |
|----------------------------------|-------------------|-------------------|
| Type                             | <b>M21</b>        | <b>M22</b>        |
| Power supply :                   | 100-240V 50-60 Cy | 100-240V 50-60 Cy |
| Power consumption :              | 70 W              | 140 W             |
| Heating temperature coffee/tea : | approx. 84-86°C   | approx. 84-86°C   |
| Dimensions wxdxh :               | 205x200x75        | 205x380x75        |



E = Power supply

### 3. OPERATION

The self-regulating hot plates ensure that the coffee or tea is always at the correct temperature. Make sure that the filling dispensing lid is always placed on the jug.

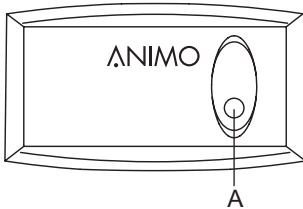
#### WARNING

- Make sure that the main cord does not touch the heating plates, as they become very hot when switched on.
- When the machine has to be opened for repairs or maintenance the power supply must be disconnected.
- The machine may never be submerged in water.
- When a heating plate is not being used, it should always be switched off.
- Never leave an empty jug standing on a hot heating plate.

### 4. PREPARATIONS BEFORE USE

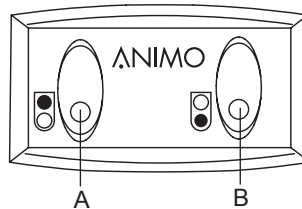
- Clean the heating plate with a cloth.
- Put the plug into the socket.

### 5. CONTROL PANEL



#### M21

A - on / off switch heating plate



#### M22

A - on / off switch back heating plate  
B - on / off switch front heating plate

### 6. MAINTENANCE

- The heating plate can be cleaned with a moist cloth.
- Never clean the heating plate with an abrasive.

# ANIMO

---

**Animo B.V.**  
**Dr. A. F. Philipsweg 47**  
**P.O. Box 71**  
**9400 AB Assen**  
**The Netherlands**

**Tel: +31 (0) 592 376376**  
**Fax: +31 (0) 592 341751**  
**E-mail: [info@animo.nl](mailto:info@animo.nl)**

**[www.animo.eu](http://www.animo.eu)**

