





### ➔ Specifications

Parameter	Specification	
Operating Wavelength	≤ 1300 nm	≥ 1300 nm
Insertion Loss	≤ 0.9 dB	≤ 0.5 dB
Extinction Ratio	≥ 20 dB	
Return Loss	PC Type Connector	≥ 45 dB
	APC Type Connector	≥ 60 dB
TDL	≤ 0.1 dB	
Operating Temperature	0° C ~ + 70° C	
Storage Temperature	- 40° C ~ + 85° C	
Fiber Jacket	Bare fiber, 900 μm loose tube, & 2 mm or 3 mm cable	

Note1: Higher performance specifications available upon request.

Note2: Fiber Type – PM Panda 250 μm fiber.

### ➔ Ordering Information

<u>P</u> <u>M</u> <u>P</u> <u>C</u>	-	-	-	-	-
<i>PM Patch Cord</i>					
	<b>Wavelength</b> <b>0980:</b> 980 nm <b>1310:</b> 1310 nm <b>1550:</b> 1550 nm	<b>Fiber Length</b> <b>1:</b> 1 meter <b>2:</b> 2 meter	<b>Pigtail Style</b> (=Package style) <b>B:</b> bare fiber <b>L:</b> 900 μm loose tube <b>K:</b> 2 mm cable <b>R:</b> 3 mm cable	<b>Connector</b> <b>1:</b> FC/PC <b>2:</b> FC/APC	