

144F SPLICE CLOSURE

D-SC-144F

(TYPE 2)



FEATURES

The quality of fiber optic patch cord and connector are critical to reliable optical transmission performance. The product is produced with ISO-9001 certified production facilities and quality control system is applied the process from product design to packaging.

The new design closure has 2 oval ports and main 2 inlet ports .

One of the oval port has 3 cable ports which are suitable for pass of 8 mm -15 mm cables.

The other oval port has 2 cable ports which are suitable for pass of max 19mm cables. Also the ports have 3 additional outlets each for drop or simplex cables up to diameter 3 mm.

The 2 main cable inlet ports on each side are suitable for pass of max 22mm cables.

- Supplied with valve for pressurizing.
- Suitable for aerial, manhole, underground duct and direct burial applications.
- Craft friendly for ease of use and maintenance.
- Re-enterable and require minimum of excess material when re-sealing, and suitable for straight & branch configuration.
- Kit has a capacity to accommodate splice organizers which accept all types of fiber optic splice (mechanical, fusion, or multi-fiber array).
- Easy to open and re-enter for maintenance and cable repair, and also able to control minimum fiber bending radius of 30mm .
- Closure does not require filling compound.
- The organizer hardware is constructed of stainless steel or material that no Hydrogen-producing metallic corrosion can develop to cause fiber attenuation.
- The closure organizers are suitable for at least 24 fibers.
-

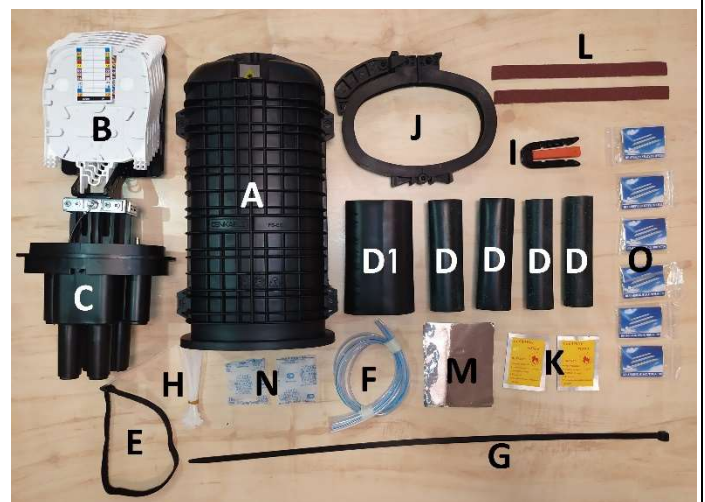
Technical Details

- Maximum number of cassette is six (6).
- The metal parts of closures are resistant to corrosion.
- The product components can withstand the storage temperatures of -30 to +60°C.
- The product components are free from defects that would adversely affect on product performance.
- The splice closure can be installed at temperatures -10 to +50°C.
- The splice closure allow the accommodation of the fibers with a nominal bending radius of 30mm.
- The kit contains all the necessary components for a complete installation.

Configuration		ORDER CODES					
Items	Descriptions	Dreimann - 6C-144F V1 24 fiber cap	Dreimann - 6C-144F V2 48 fiber cap	Dreimann - 6C-144F V3 72 fiber cap	Dreimann - 6C-144F V4 96 fiber cap	Dreimann - 6C-144F V5 120 fiber cap	Dreimann - 6C-144F V6 144 fiber cap
A	Outer Body	1	1	1	1	1	1
B	Splice Tray	1	2	3	4	5	6
C	Splice Tray Inlet & Casette Unit	1	1	1	1	1	1
D1	Heat Shrink Tube Oval (D1) 75/22mm	1	1	1	1	1	1
D	Heat Shrink Tube (D)33/8mm	2		3		4	
E	Splice Tray Band	1					
F	Protection Tube	3			6		
G	Aerial Hanger	6					
H	Cable Tie	4	8	12	16	20	24
I	Branch off Clip	1					
J	Band Clamp	1					
K	Cleaning Tissue	2					
L	Sand Paper	2					
M	Silver Foil Tape	4					
N	Silica Gel	2					
O	Splice Protectors	24	48	72	96	120	144

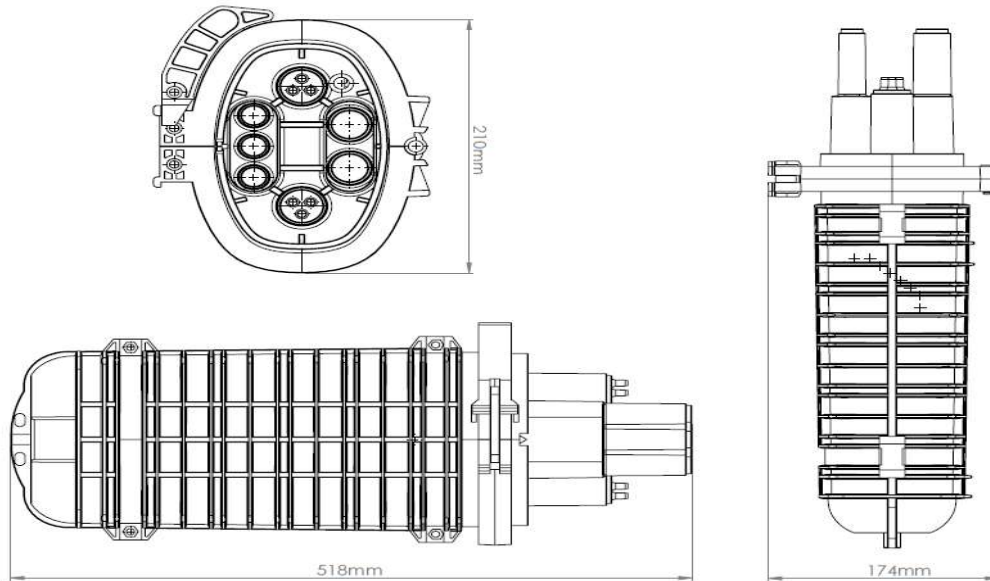
Extras; Some of the materials can be ordered additionally.

Items	Description	Order Code
C	Splice Tray	6C - 144F-ST
D1	Heat Shrink Tube Oval (D1) 75/22mm	6C - 144F-HST75
D	Heat Shrink Tube (D)33/8mm	6C - 144F-HST33
O	Splice Protectors	6C - 144F-SP



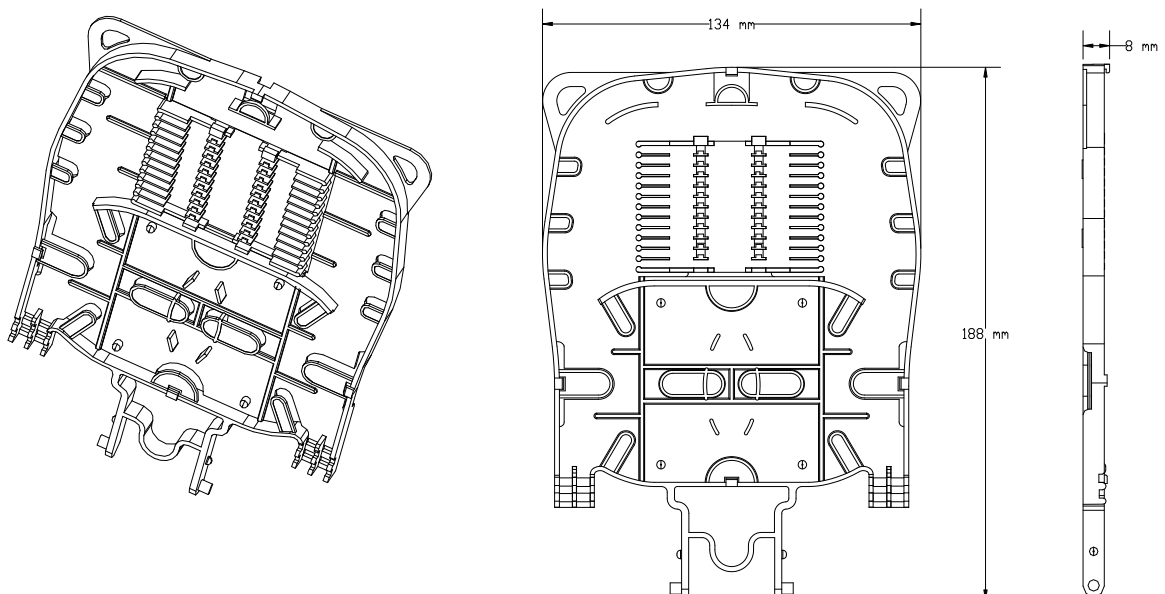
Fiber Optic Splice Closure

- Dimensions (mm): 522(L)×208(W)×174(H)
- Capacity: up to 144 fibers (for loose tube type cable)
- No. of Enclosed Splice Tray: max. 6pcs
- Efficient cable splicing with dome type body
- Weight : approx. 2.6kg



Fiber Optic Splice Tray

- Dimensions (mm) : nominal 188(L)×134(W)
- Capacity : Up to 24 fibers (for heat shrinkable sleeve).
- The splice tray can be installed heat shrinkable sleeve.
-



Mechanical, Environmental and Chemical Test Certification

Unless specified specially, the test shall be carried out at a room temperature

Item	Test Conditions	Requirements	Compliance
Compression	Apply a weight of 1000N on 2ft ² area for 15minutes.	No mechanical damage	✓
Cable Torsion	Inner pressure: 0,4 bar Twist the cable at 1m±0.03m point Cycle; CW90°-> CCW180°->CW90°	No mechanical damage	✓
Impact	Free drop of ,1 kg Steel Ball from 1 meter heighth.	No mechanical damage	✓
Vertical Drop	Drop the closure onto a 1/2inch thick concrete floor from 2,0 mt height.	No mechanical damage	✓
Water resistance	Put the closure into a 6 meter depth-water tank for 7days.	No mechanical damage	✓
Temperature and Humidity	Temp. cycle -40~65°C, RH 95%20 Cycle (1cycle is 6 hours)	No mechanical damage, Attenuation change of spliced fibers is max. %10	✓
UV Resistance	Prepare 10 test bar Expose UV lamp: 8 hours 65°C	No reduction of tensile strength Greater than 20%	✓
Chemical Resistance	Inner pressure: 0,4 bar solution: pH2 HCL, NaCl, 10% IGEPAL Submerge for 120 hours into the solution.	No corrosion of mechanical	✓

Packing

The fiber optic splice closure is packed with a complete kit containing all components necessary for installation. Each item is covered with protective materials to prevent scratching or damages during shipping or storage. Complete assembly and installation instructions in English is provided with each packaged unit. The final shipping package has sufficient strength and durability to protect the contents in the process of handling during storage and shipping by land, sea, or air.