

FTM 160/1 Set Trend

UNDERFLOOR HEATING

PRODUCT-NO.: 205683

The main features

Set comprises thin-bed heating mat, one controller and materials required for installation

Very rapid temperate heating achieved through high heating output

Self-adhesive fabric mesh with fully sewn-on heat conductor

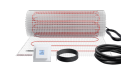

With protective film on the adhesive side of the mat for simplest installation

Particularly easy to engineer and install

Even temperature distribution across the floor


Low load on heat conductor

Only one connecting cable



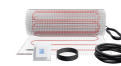
FTM 160/1.5 Set Trend

Product-No.: 205684



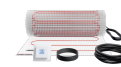
FTM 160/2 Set Trend

Product-No.: 205685




FTM 160/2.5 Set Trend

Product-No.: 205686




FTM 160/3 Set Trend

Product-No.: 205687




FTM 160/4 Set Trend

Product-No.: 205688




FTM 160/5 Set Trend

Product-No.: 205689




FTM 160/6 Set Trend

Product-No.: 205690




FTM 160/7 Set Trend

Product-No.: 205691



FTM 160/8 Set Trend

Product-No.: 205692



| | | | |
|----------|----------------------------|------------------------------|----------------------------|
| Type | FTM 160/1 Set Trend | FTM 160/1.5 Set Trend | FTM 160/2 Set Trend |
| Part no. | 205683 | 205684 | 205685 |

Technical data




| | | | |
|----------|--------------------------|---------------------|---------------------|
| Type | FTM 160/2.5 Set Trend | FTM 160/3 Set Trend | FTM 160/4 Set Trend |
| Part no. | 205686 | 205687 | 205688 |

Technical data



| | | | |
|----------|---------------------|---------------------|---------------------|
| Type | FTM 160/5 Set Trend | FTM 160/6 Set Trend | FTM 160/7 Set Trend |
| Part no. | 205689 | 205690 | 205691 |

Technical data



Type **FTM 160/8 Set Trend**

Part no. **205692**

Technical data

Contact information

You have questions? We appreciate to help you:

Call **+49 5531 - 7020**

Write an email to **info@stiebel-eltron.com**

Installation information

Please ask your local power supply utility or a registered electrician to install appliances that are not fully wired, i.e. ready to plug in. The electrician should also be able to assist you with obtaining the agreement of the respective power supply utility required for the appliance installation.