

GÜVEN SOĞUTMA ÜNİTELERİ SAN. VE TİC. A.Ş.

Add: Hastane Mah. Hadimköy İstanbul Cd. No:78/1
34555, Arnavutköy, İstanbul, TURKEY
Tel: +90 212 771 51 12 - 771 51 13
Fax: +90 212 771 51 10
www.gvn.com.tr



GVN STANDART PRODUCT

Customer

SUCTION LINE ACCUMULATORS & HEAT EXCHANGER **Product**

SLA.E.33B.80.22.32.F4

Code

Customer Code

DESIGN DATA

Capacity [Lt.]	32 Lt.
Design Pressure [PS]	33 Bar
Pneumatic Test Pressure [PT]	36 Bar
Hydraulic Test Pressure	48 Bar
Design Temperature [TS]	Min.-20C / Max.+130C
Cooler Fluid Type	HFC-CFC-HCFC
Fluid Group	2
Category	CAT III / H
Desing Calculation	EN 14276-1/EN 13445-3
Welded Joint Efficiency	0.85
Material Group (Shell / Head)	1.2
Testing Group	3b
Corrasion Allowance	0,5 mm
Ndt	10%
Packaging Size & Weight	00*00*00 & 00 Kg.
Drawed By	Ö.TÜRKER
Approved By	D.GÜL
Date	30.11.2022
Color	RAL 5009

MATERIAL DATA

No	Connection	Model	Code	Qty
1	Inlet Connection	ODS 3 1/8" H:120	106.033.B14.OUT.120	1
2	Outlet Connection	ODS 3 1/8" H:120	106.033.B14.OUT.120	1
3	Heat Exchanger Outlet	ODS 7/8" H:120	106.060.B06.OUT.120	1
4	Heat Exchanger Inlet	ODS 7/8" H:120	106.060.B06.OUT.120	1
5	Exchanger Pipe	Ø22x1,5	115.022.ES.J.OST.001	1
6	Safety Valve Conn.	NPT 1/2" H:18	106.060.F04.NPT.T18	1
7	Blind Plug	NPT 1/2" Plug	106.130.F04.KTP.023	1
8	Pipe	Ø76x1,5 H:335	204.076.015.SLA.003	1
9	Pipe	Ø114x3 H:340	204.114.030.SLA.000	1
10	Shell	Ø323,9x4 H:254	204.SLA.033.324.001	1
11	Head - Torispheric	Ø323,9x4 H:100	101.033.324.001.000	1
12	Head - Torispheric	Ø323,9x4 H:100	201.033.324.001.030	1
13	Head	Ø114x2,5 H:30,5	201.030.114.001.000	1
14	Skirt With	Ø320x2,5 H:27	105.004.320.001.001	1

GENERAL NOTES

- Max. allowable operating pressure (PS) according to the temperature range:
- 1) Allowable operating temperature : min. -20C° / max. +130C° PS1 = 33 Bar
- 2) Allowable operating temperature : min. -40C° / max. -20C° PS2 = 24 Bar
- Unless otherwise specified dimensions in MM
- Unless otherwise specified do not scale
- Unless otherwise specified tube must be clean&free from burrs inside&outside&uitable for soldering
- Unless otherwise specified do not scale indicated thickness are min. after forming or machining
- Unless otherwise specified dimension tolerances according to EN 113445-4

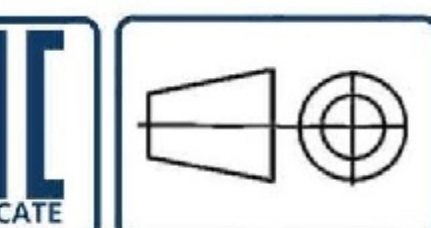
REVISIONS

No	Details Of Change	Date	By
01			
02			
03			

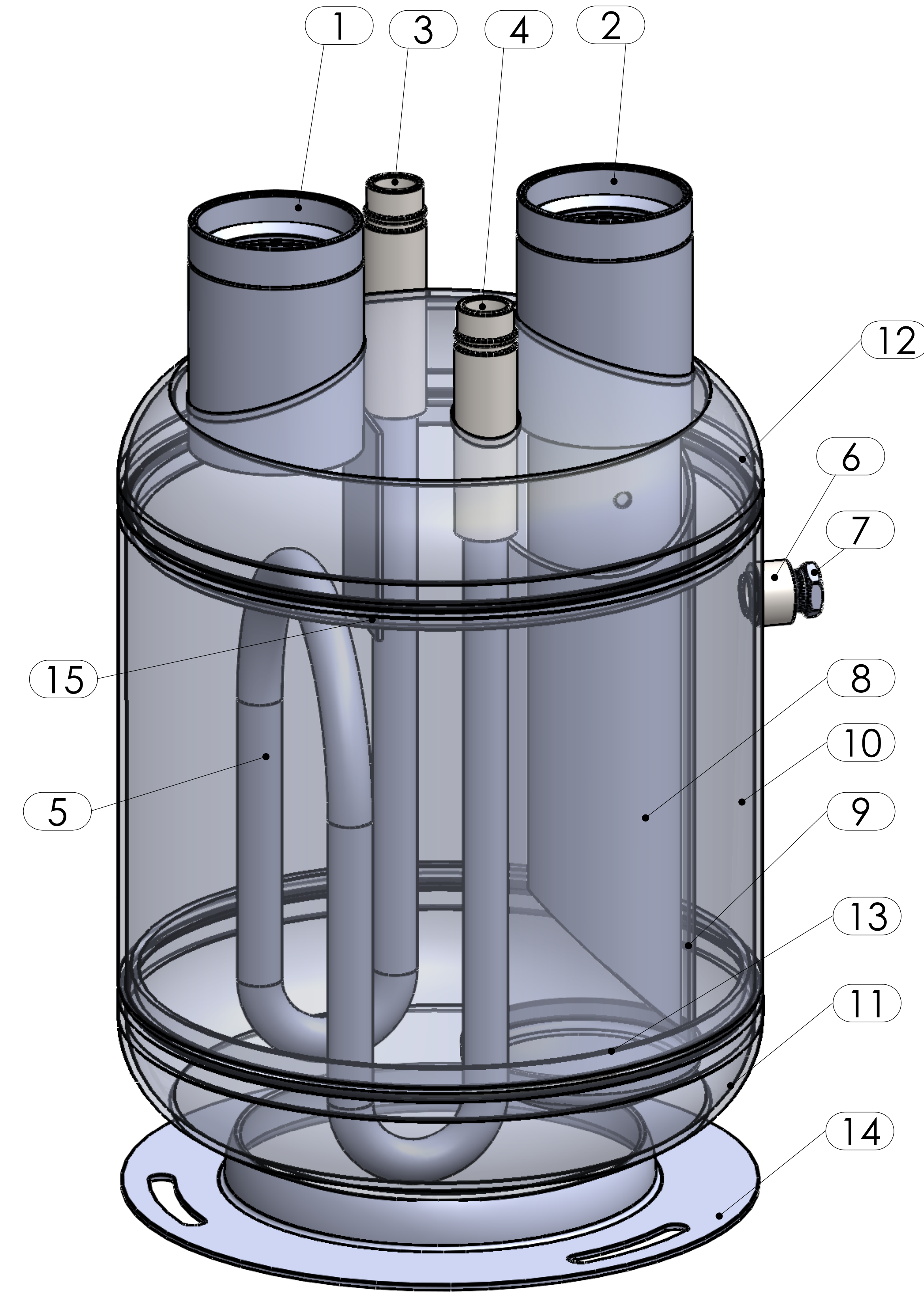
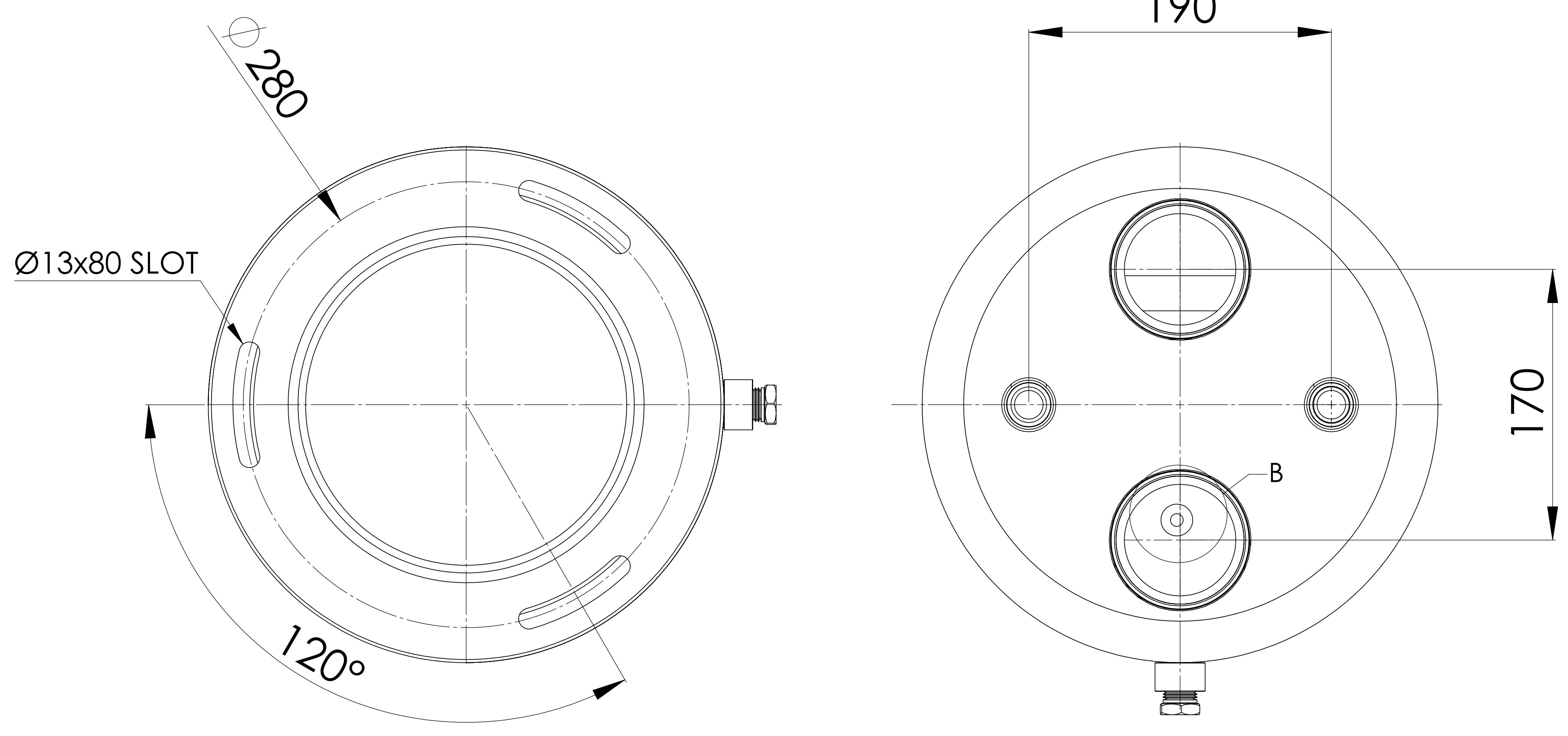
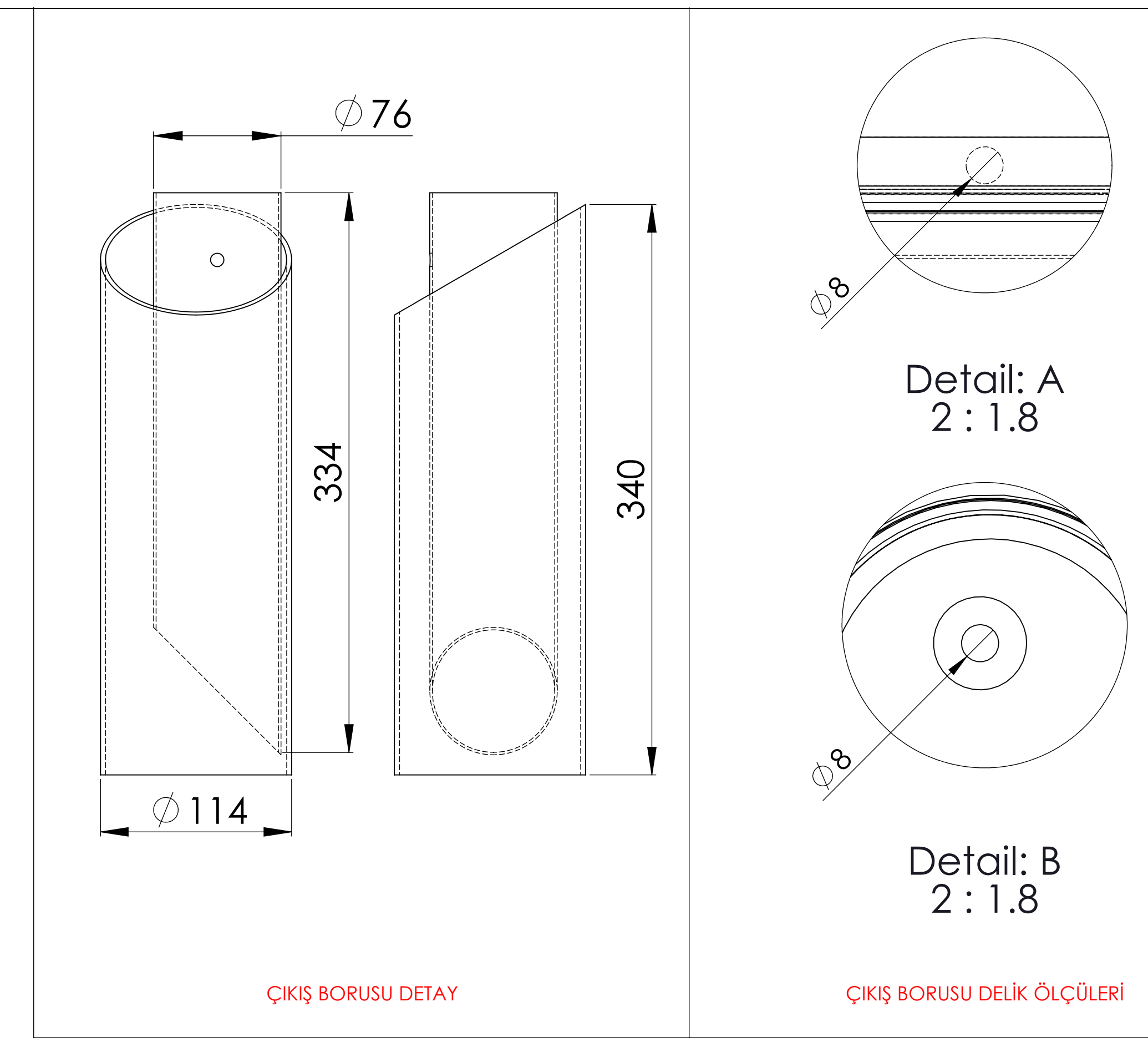
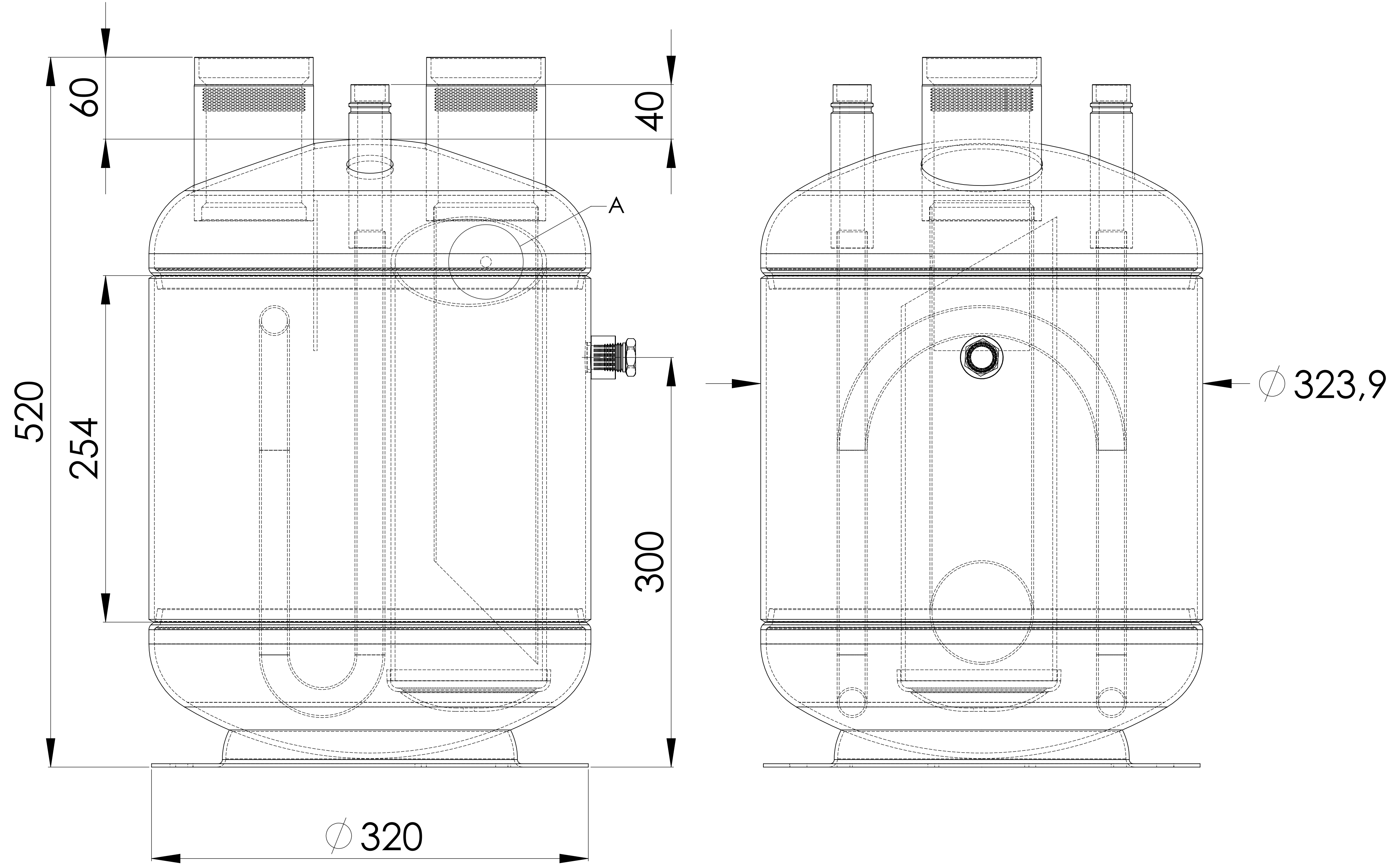
RELATED DRAWINGS

No	Description	Drawing No
01		
02		

No	Assembly Codes	Qty
1	M005.000393	1



We reserve all rights in this document and in the information contained therein. Reproduction use or disclosure to third parties without express authority is strictly forbidden.



BOTTOM VIEW

TOP VIEW

No	Connection	Model	Code	Material	Qty
15	Saparator	110x70x2,5	105.009.110.070.001	S235	1