

GÜVEN SOĞUTMA ÜNİTELERİ SAN. VE TİC. A.Ş.

Addr.: Hastane Mah. Hadimköy İstanbul Cd. No:78/1
34555, Arnavutköy, İstanbul, TÜRKİYE
Tel: +90 212 771 51 12 - 771 51 13
Fax: +90 212 771 51 10
www.gvn.com.tr



GVN STANDART PRODUCT	Customer
SUCTION LINE ACCUMULATORS & HEAT EXCHANGER	Product
SLA.E.30b.28.12.5	Code
	Customer Code

DESIGN DATA	
Capacity [Lt.]	5 Lt.
Design Pressure [PS]	30 Bar
Pneumatic Test Pressure [PT]	33 Bar
Hydraulic Test Pressure	43 Bar
Design Temperature [TS]	Min.-20C / Max.+130C
Cooler Fluid Type	HFC-CFC-HCFC
Fluid Group	2
Category	CAT I / A
Desing Calculation	EN 14276-1/EN 13445-3
Welded Joint Efficiency	0.85
Material Group (Shell / Head)	1.2
Testing Group	3b
Corrasion Allowance	0,5 mm
Ndt	10%
Packaging Size & Weight	00*00*00 & 00 Kg.
Drawed By	Ö.TÜRKER
Approved By	D.GÜL
Date	18.11.2022
Color	RAL 5009

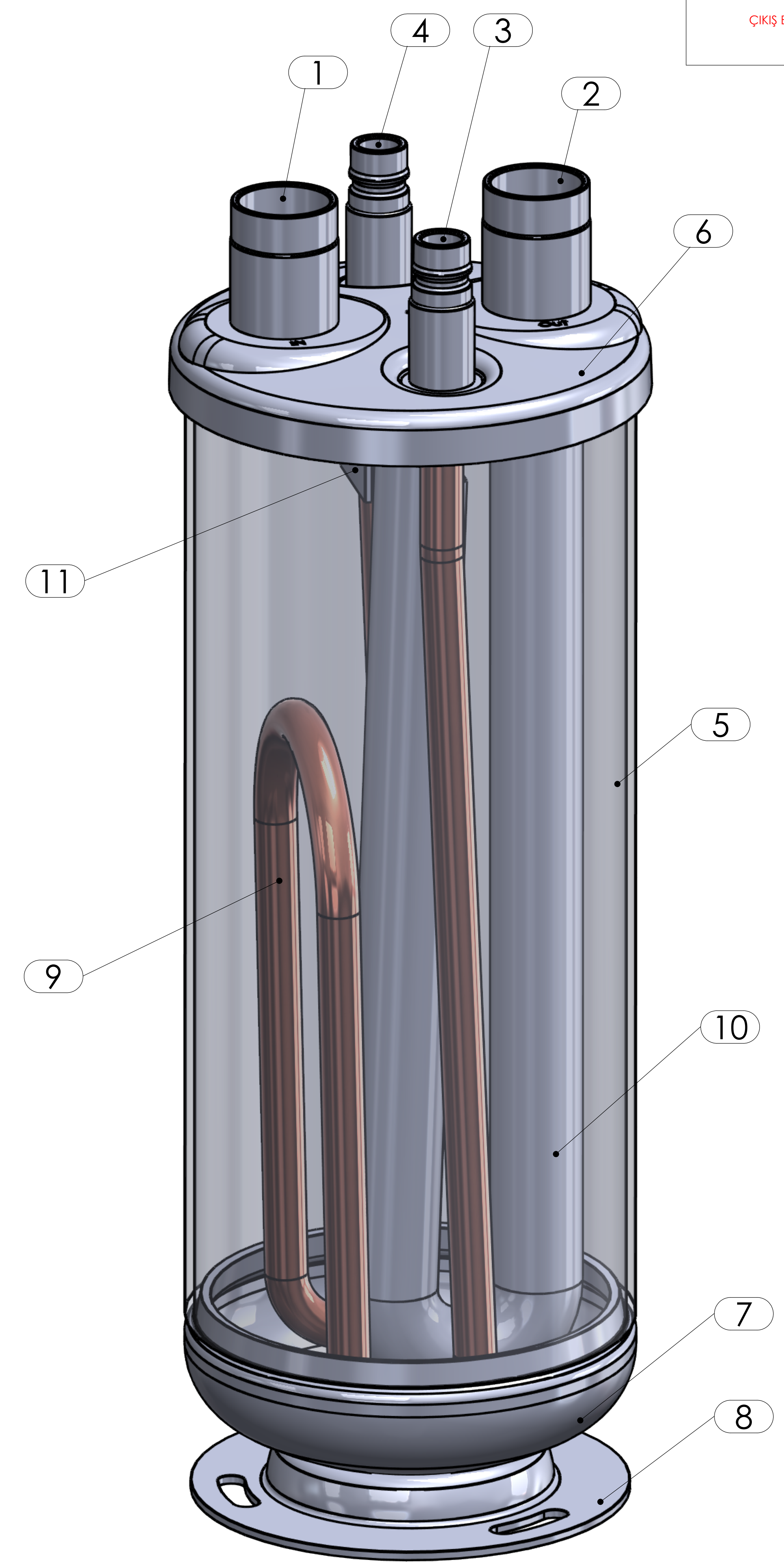
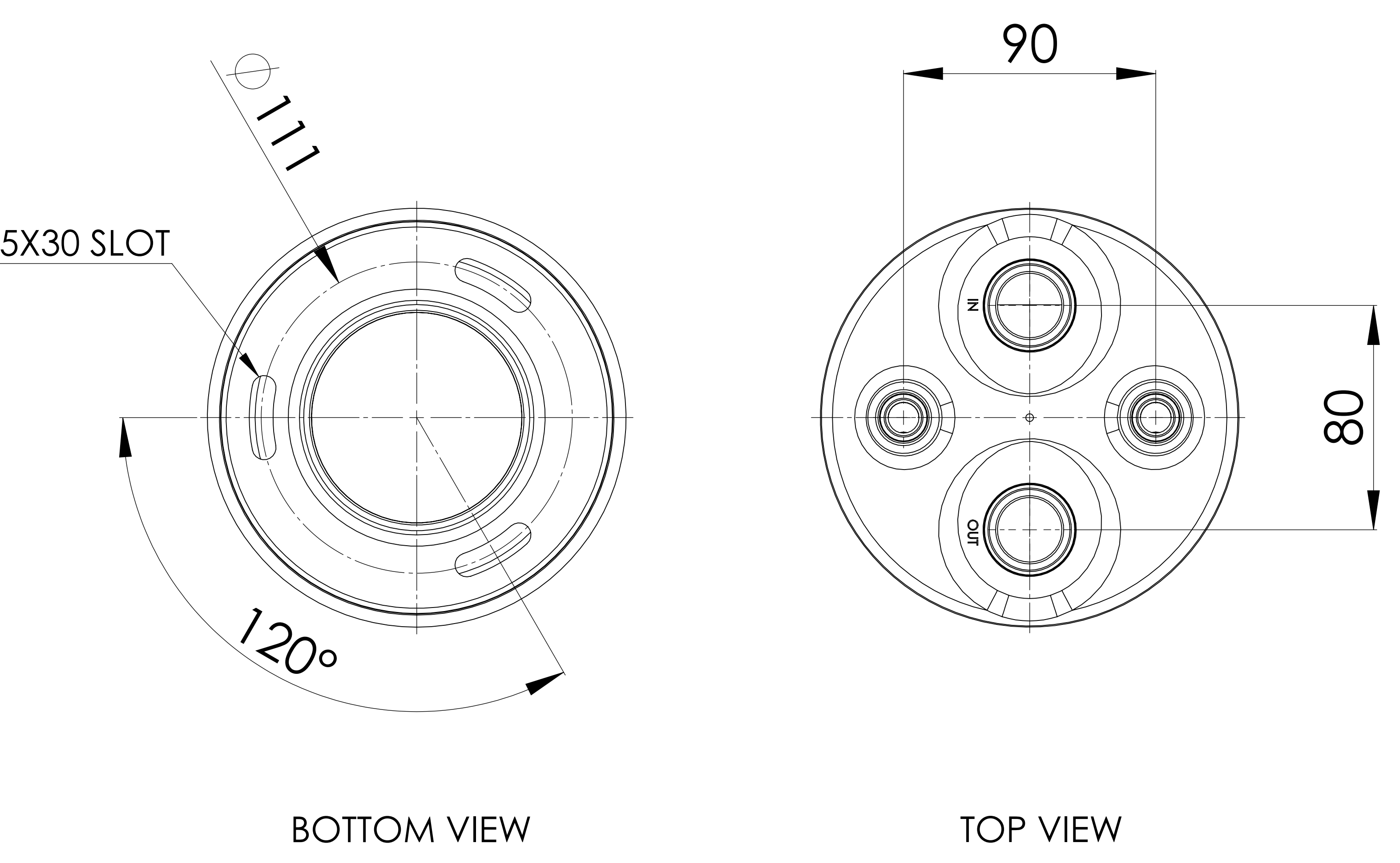
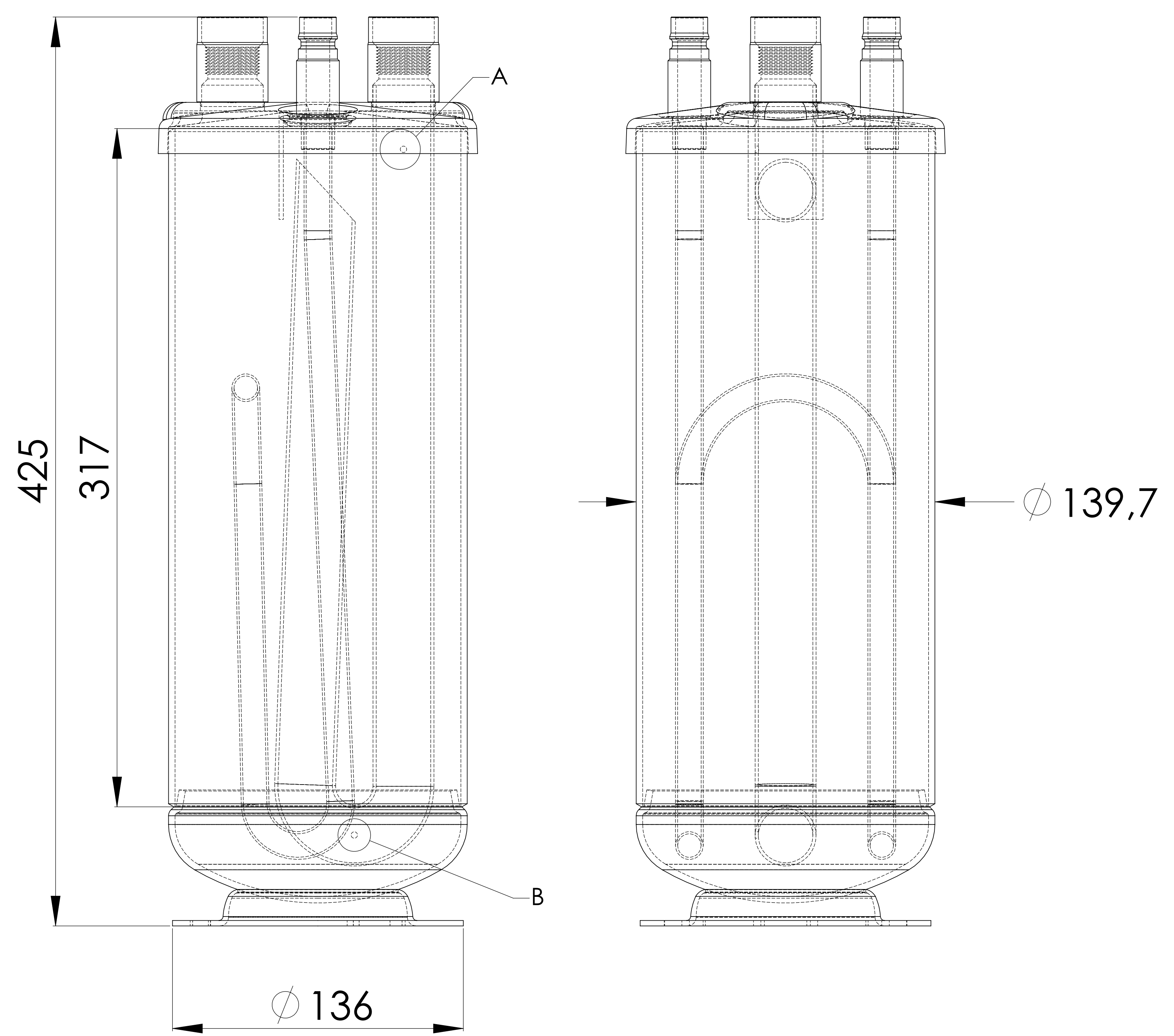
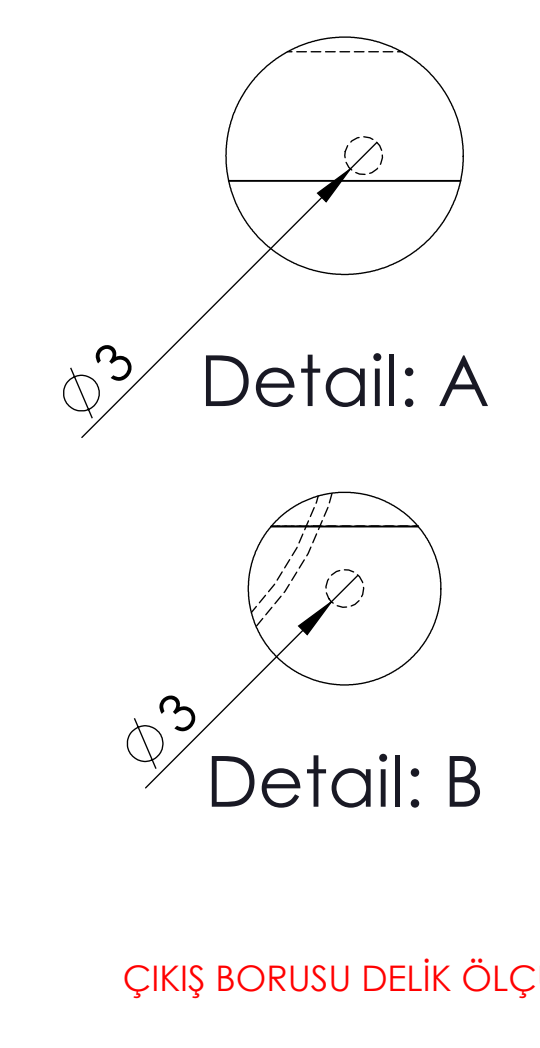
MATERIAL DATA					
No	Connection	Model	Code	Material	Qty
1	Inlet Connection	ODS 1 1/8" H:40	106.060.B07.000.002	E275	1
2	Outlet Connection	ODS 1 1/8" H:40	106.060.B07.000.002	E275	1
3	Heat Exchanger Inlet	ODS 1/2" H:47	106.060.B03.000.003	S235JR	1
4	Heat Exchanger Outlet	ODS 1/2" H:47	106.060.B03.000.003	S235JR	1
5	Shell	Ø139,7x3 H:317,2	104.060.140.SLA.003	P355NH EN 10217-3	1
6	Cover	Ø149,4x24 t:4	202.030.140.SLA.005	P355GH	1
7	Head - Torispheric	Ø140x3 H:45	101.060.140.001.000	EN10028-2 P355GH	1
8	Skirt With	Ø136X2,5 H:17	105.004.136.001.001	S235JR	1
9	Exchanger Pipe	Ø13x1	014.013.ESJ.0CU.001	cu	1
10	Pipe	Ø28,5x1,5	204.C28.015.SLA.000	E235	1
11	Saparator	50x35x2 MM	105.009.050.035.001	S235	1

GENERAL NOTES

- Max. allowable operating pressure (PS) according to the temperature range;
- 1) Allowable operating temperature : min. -20C° / max. +130C° PS1 = 30 Bar
- 2) Allowable operating temperature : min. -40C° / max. -20C° PS2 = 22 Bar
- Unless otherwise specified dimensions in MM
- Unless otherwise specified do not scale
- Unless otherwise specified tube must be clean&free from burrs inside&outside&uitable for soldering
- Unless otherwise specified do not scale indicated thickness are min. after forming or machining
- Unless otherwise specified dimension tolerances according to EN 113445-4

REVISIONS			
No	Details Of Change	Date	By
01			
02			
03			

RELATED DRAWINGS		
No	Description	Drawing No
01		
02		



No	Assembly Codes	Qty
1	M005.000370	1



We reserve all rights in this document and in the information contained therein. Reproduction use or disclosure to third parties without express authority is strictly forbidden.