

**GÜVEN SOĞUTMA**  
**ÜNİTELERİ SAN. VE TİC. A.Ş.**

Add.: Hastane Mah. Hadimköy İstanbul Cd. No:78/1  
34555, Arnavutköy, İstanbul, TURKEY  
Tel: +90 212 771 51 12 - 771 51 13  
Fax: +90 212 771 51 10  
www.gvn.com.tr



**GVN STANDART PRODUCT**

**Customer**

**SUCTION LINE ACCUMULATORS & HEAT EXCHANGER**

**Product**

**SLA.E.33B.109.22.60.F4**

**Code**

**Customer Code**

**DESIGN DATA**

Capacity [Lt.]	60 Lt.
Design Pressure [PS]	33 Bar
Pneumatic Test Pressure [PT]	36 Bar
Hydraulic Test Pressure	48 Bar
Design Temperature [TS]	Min.-20C / Max.+130C
Cooler Fluid Type	HFC-CFC-HCFC
Fluid Group	2
Category	CAT III / H
Desing Calculation	EN 14276-1/EN 13445-3
Welded Joint Efficiency	0.85
Material Group (Shell / Head)	1.2
Testing Group	3b
Corrasion Allowance	0,5 mm
Ndt	10%
Packaging Size & Weight	00*00*00 & 00 Kg.
Drawed By	Ö.TÜRKER
Approved By	D.GÜL
Date	07.12.2022
Color	RAL 5009

**MATERIAL DATA**

No	Connection	Model	Code	Material	Qty
1	Inlet Connection	ODS 4 1/4" H:160	106.033.B18.000.002	E275	1
2	Outlet Connection	ODS 4 1/4" H:160	106.033.B18.000.002	E275	1
3	Heat Exchanger Inlet	ODS 7/8" H:120	106.060.B06.000.007	ST44-E275	1
4	Heat Exchanger Outlet	ODS 7/8" H:120	106.060.B06.000.007	ST44-E275	1
5	Safety Valve Conn.	NPT 1/2" H:18	106.060.F04.000.001	E275-ST44	1
6	Blind Plug	NPT 1/2" Plug	106.130.F04.001.001	E275	1
7	Exchanger Pipe	Ø22x1,5	014.022.ESJ.OST.002	E235	1
8	Pipe	Ø102x3	204.102.030.SLA.005	E235	1
9	Pipe	Ø168x3	204.168.030.SLA.003	E235	1
10	Shell	Ø406x5 H:315,5	204.SLA.033.406.007	P355GH EN 10028-2	1
11	Head Torispheric	Ø406x5 H:125	201.033.406.001.004	P355GH EN 10028-2	1
12	Head - Torispheric	Ø168x3 H:50	201.045.168.001.011	EN10028-2 P355GH	1
13	Head Torispheric	Ø406x5 H:125	101.033.406.001.000	P355GH EN 10028-2	1
14	Saparator	150x100x2	105.009.150.100.001	S235	1

**GENERAL NOTES**

- Max. allowable operating pressure (PS) according to the temperature range;
- 1) Allowable operating temperature : min. -20C° / max. +130C° PS1 = 33 Bar
- 2) Allowable operating temperature : min. -40C° / max. -20C° PS2 = 24 Bar
- Unless otherwise specified dimensions in MM
- Unless otherwise specified do not scale
- Unless otherwise specified tube must be clean&free form burrs inside&outside&uitable for soldering
- Unless otherwise specified do not scale indicated thickness are min. after forming or machining
- Unless otherwise specified dimension tolerances according to EN 113445-4

**REVISIONS**

No	Details Of Change	Date	By
01			
02			
03			

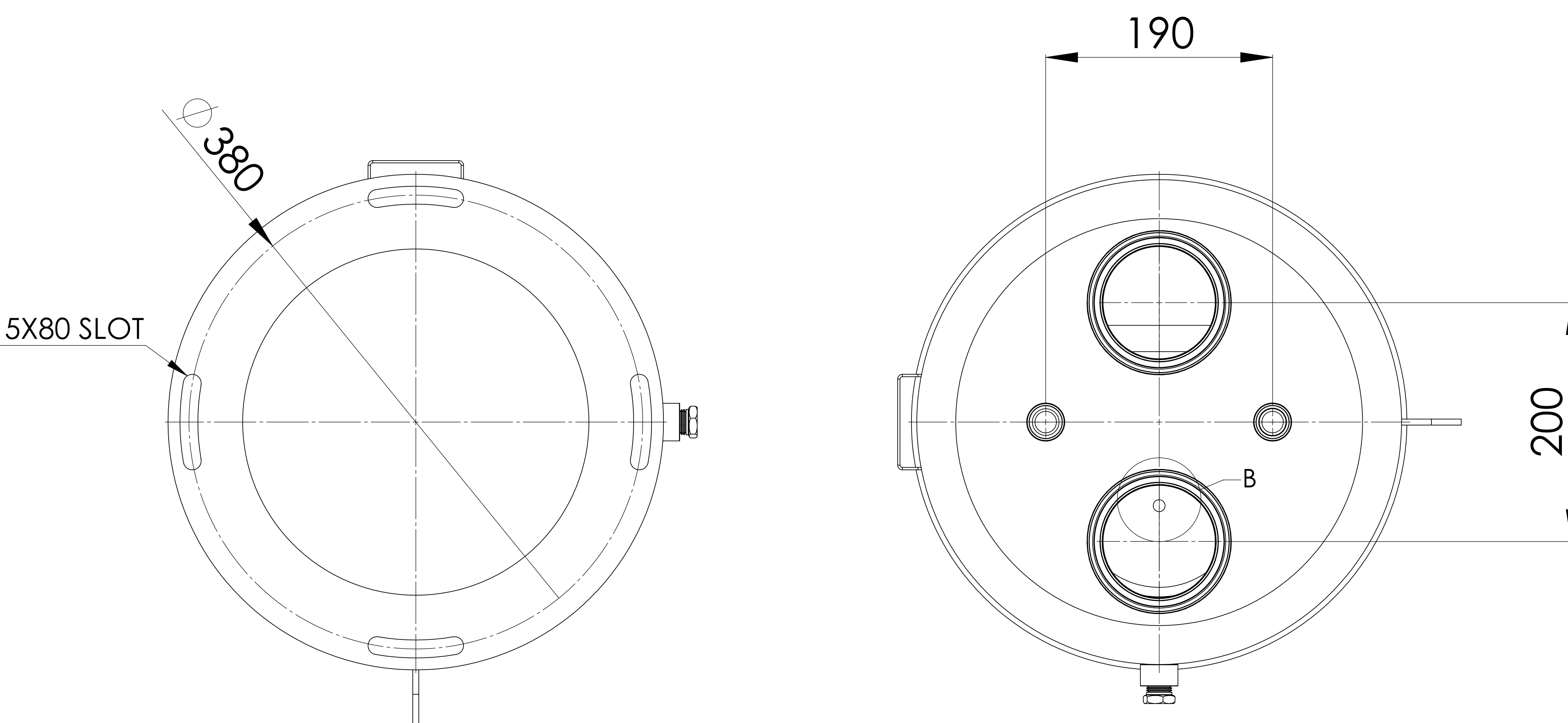
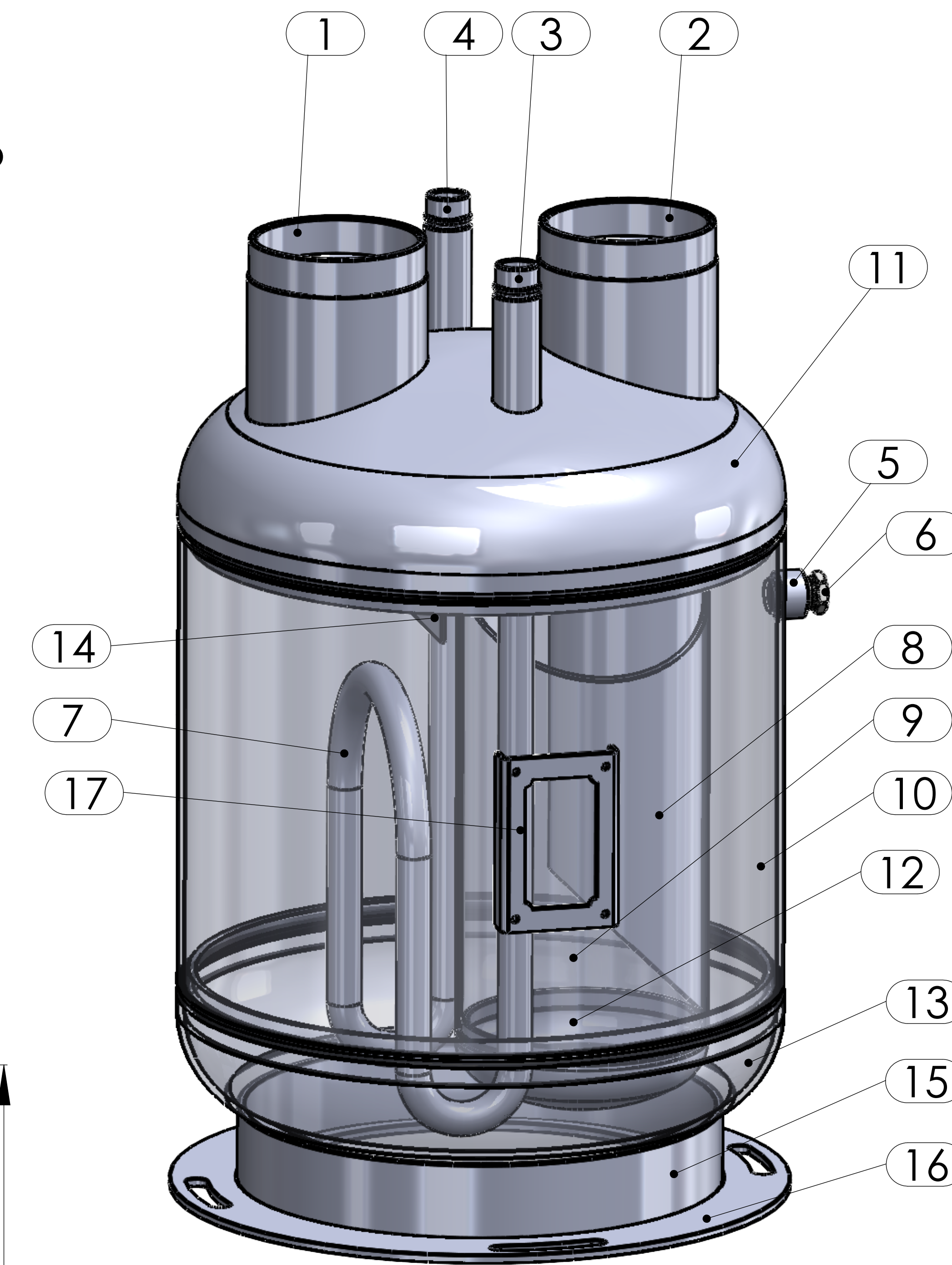
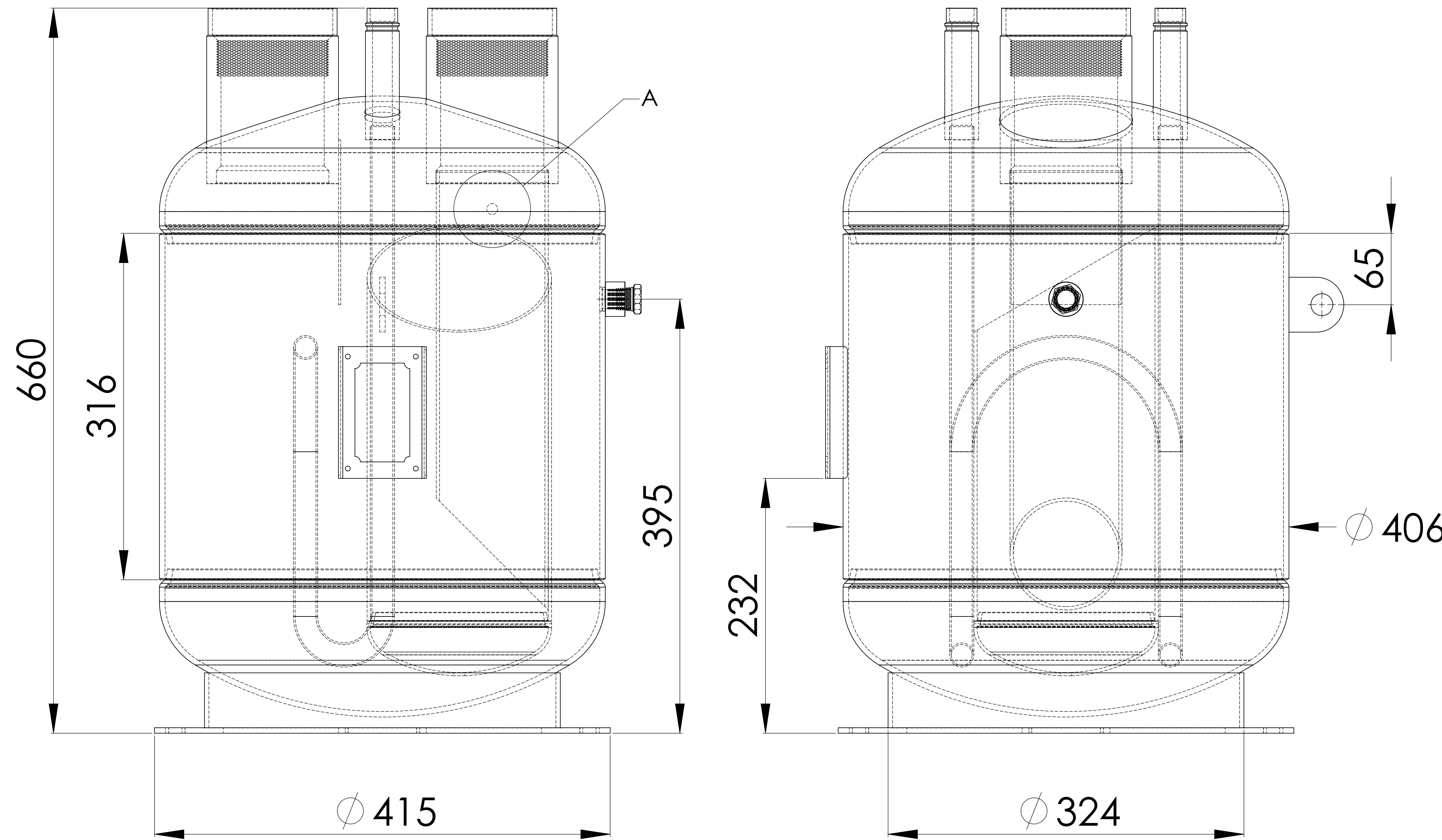
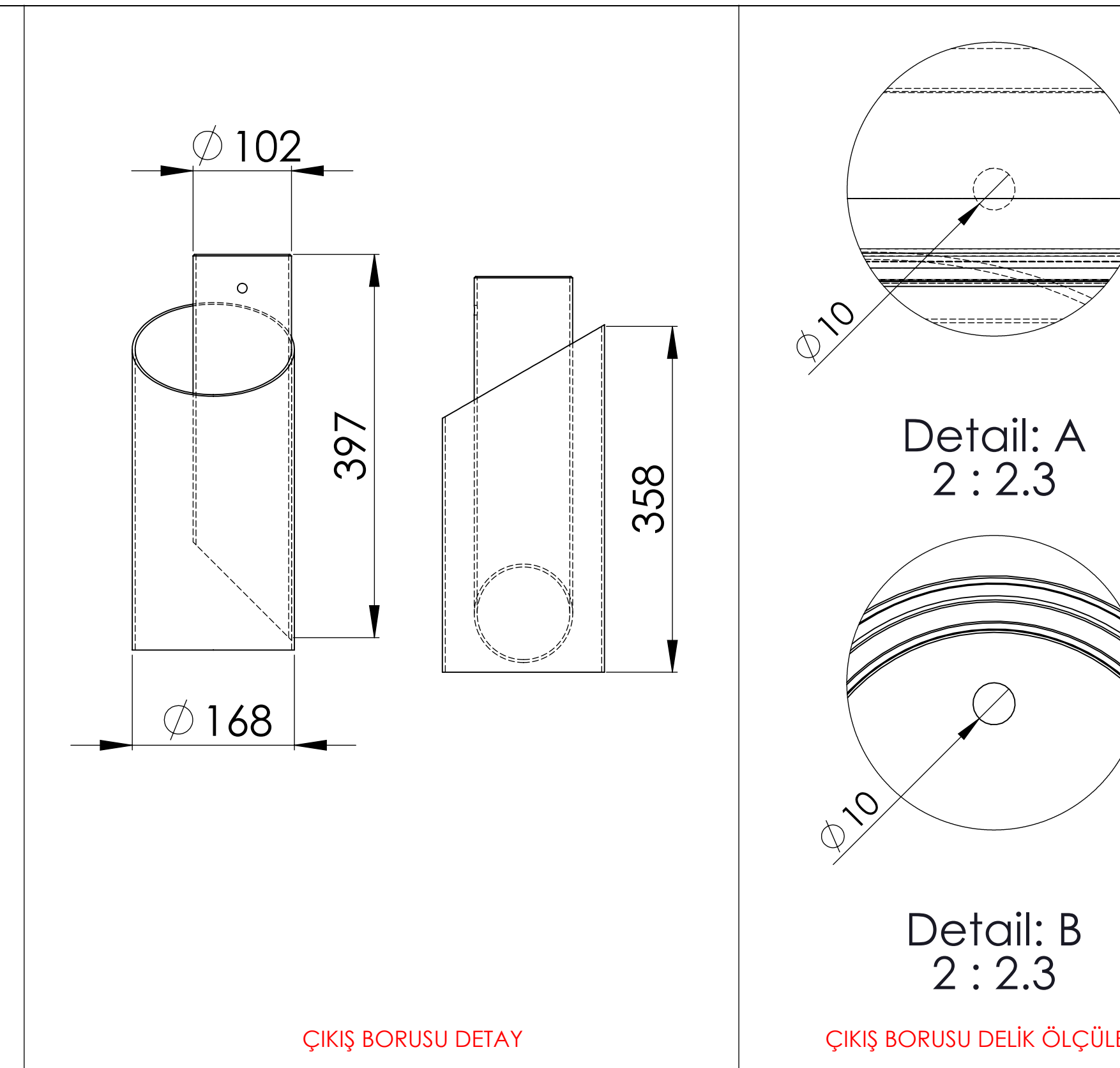
**RELATED DRAWINGS**

No	Description	Drawing No
01		
02		

No	Assembly Codes	Qty
1	M005.000399	1

**MATERIAL DATA**

No	Connection	Model	Code	Material	Qty
15	Skirt	Ø324x5 H:50	104.045.H50.415.324	S235	1
16	Base Plate	Ø290x5	105.005.415.001.001	S235	1
17	Label Plate	120x80x2	105.006.002.120.080	DD-13	1
18	Lifting	50x50x5	105.011.MP1.050.050	S235	1



BOTTOM VIEW

TOP VIEW



We reserve all rights in this document and in the information contained therein. Reproduction use or disclosure to third parties without express authority is strictly forbidden.