Product Data Sheet | 6448 I



The engineer's choice

ebmpapst

6448 I

INDEX

1 General 3

2 Mechanics 3

2.1 General 3
2.2 Connections 3

3 Operating Data 5

3.1 Operating Data - Electrical Interface - Input 5
3.2 Electrical Operating Data 6
3.3 Operating Data - Electrical Interface -Output 7
3.4 Electrical Features 7
3.5 Aerodynamic 8
3.6 Sound Data 9

4 Environment 9

4.1 General 9
4.2 Climatic requirements*) 9

5 Safety 10

5.1 Electrical Safety 10
5.2 Approval Tests 10

6 Reliability 10

6.1 General 10

1 General

Fan type	Fan	
Rotational direction looking at rotor	counterclockwise	
Airflow direction	Air outlet over struts	
Bearing system	Ball bearing	
Mounting position	any	

2 Mechanics

2.1 General

Width	150,0 mm	
Depth	51,0 mm	
Diameter	172,0 mm	
Weight	0,760 kg	
Housing material	Metal	
Impeller material	Plastic	
Max. torque when mounted across both mounting flanges Screw size	wire outlet corner: 260 Ncm remaining corners: 260 Ncm ISO 4762 - M4 degreased, without an additional brace and without washer	

2.2 Connections

Electrical connection	Plug	
Contact	see drawing	


- GND
+ UB

3 Operating Data

3.1 Operating Data - Electrical Interface - Input

Control input	Internal Temperature Sensor

Features

Characteristics	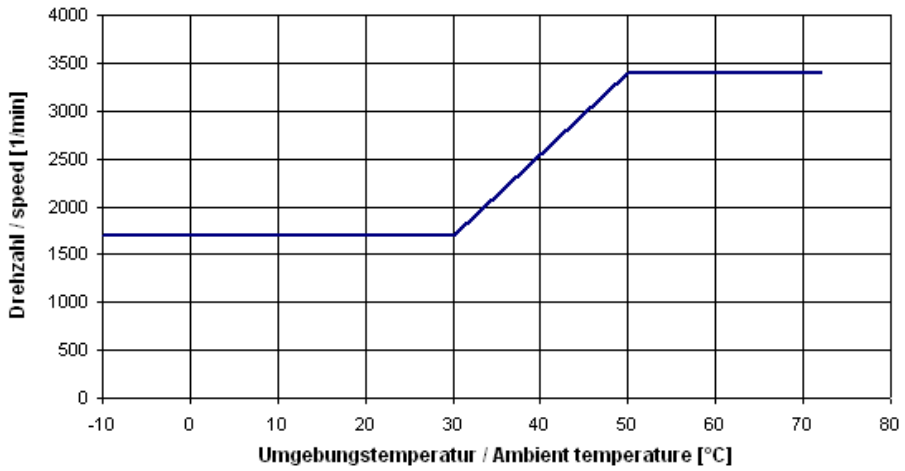
Schematics	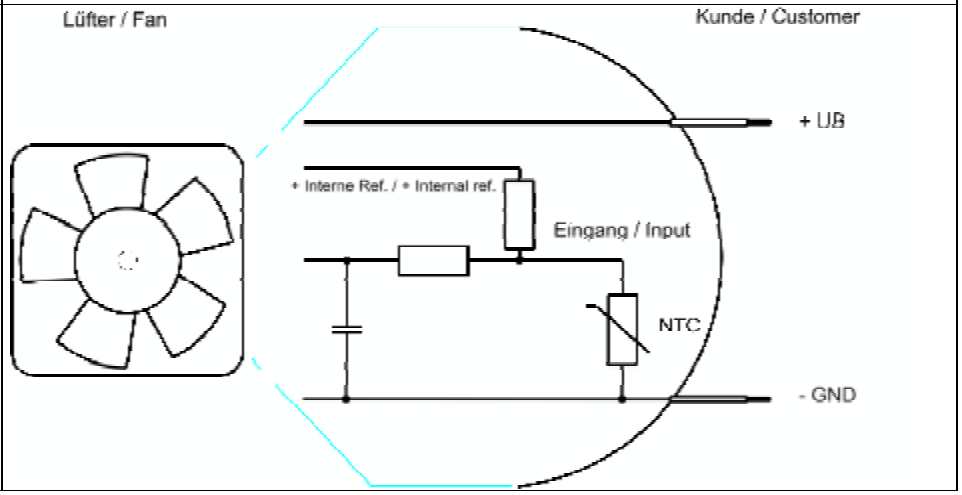

3.2 Electrical Operating Data

Measurement conditions:	Normal air density = 1,2 kg/m3; Temperature 23°C +/- 3°C; Motor axis horizontal;warm-up time before measuring 5 minutes (unless otherwise specified).In the intake and outlet area should not be any solid obstruction within 0,5 m.

Δp = 0:	corresp. to free air flow (see section 3.5)
I:	corresp. to arithm. mean current value

Name	Condition		
TU 0001	TU: >= 50 °C		
NTC 0001			

Features	Condition	Symbol	Values		
Voltage range	Δp = 0	U	28,0 V		60,0 V
Nominal voltage	Δp = 0	U_N		48,0 V	
Power consumption Tolerance	Δp = 0 TU / NTC: 0001	P	4,5 W +- 15,0 %	16,0 W +- 15,0 %	21,0 W +- 15,0 %
Current consumption Tolerance	Δp = 0 TU / NTC: 0001	I	160 mA +- 15,0 %	335 mA +- 15,0 %	350 mA +- 15,0 %
Speed Tolerance	Δp = 0 TU / NTC: 0001	n	2.150 1/min +- 10,0 %	3.400 1/min +- 8,0 %	3.820 1/min +- 10,0 %
Starting current consumption				<= 1.000 mA	
Inrush current				4.000 mA	

Tu >= 50 °C or broken Sensor.

Name	Condition		
TU 0002	TU: <= 30 °C		
NTC 0002			

Features	Condition	Symbol	Values		
Voltage range	Δp = 0	U	28,0 V		60,0 V
Nominal voltage	Δp = 0	U_N		48,0 V	
Power consumption Tolerance	Δp = 0 TU / NTC: 0002	P	3,0 W +- 15,0 %	3,5 W +- 15,0 %	3,6 W +- 15,0 %
Current consumption Tolerance	Δp = 0 TU / NTC: 0002	I	110 mA +- 15,0 %	72 mA +- 15,0 %	60 mA +- 15,0 %
Speed Tolerance	Δp = 0 TU / NTC: 0002	n	1.600 1/min +- 10,0 %	1.700 1/min +- 8,0 %	1.700 1/min +- 10,0 %

3.3 Operating Data - Electrical Interface -Output

Tacho type	None

Alarm type	None

3.4 Electrical Features

Electronic function	Speed-Controlled	
Reversed polarity protection Max. residual current at Un	Rectifying diode IF <= 10 mA	
Locked rotor protection	Auto restart	
Locked rotor current at Un	approx. 800 mA	
Clock signal t3/t4 at locked rotor	Typical: 0,5 s / 5,0 s	

3.5 Aerodynamic

Measurement conditions:	Measured with a double chamber intake rig acc. to DIN EN ISO 5801. Normal air density = 1,2 kg/m3; Temperature 23°C +/- 3°C; In the intake and outlet area should not be any solid obstruction within 0,5 m.

a.) Operation condition:

3.400 1/min at free air flow	TU >= 50 °C		

Max. free-air flow (Δp = 0 / $\dot{V}$ = max.)	390,0 m3/h	
Max. static pressure (Δp = max. / $\dot{V}$ =0)	188 Pa	

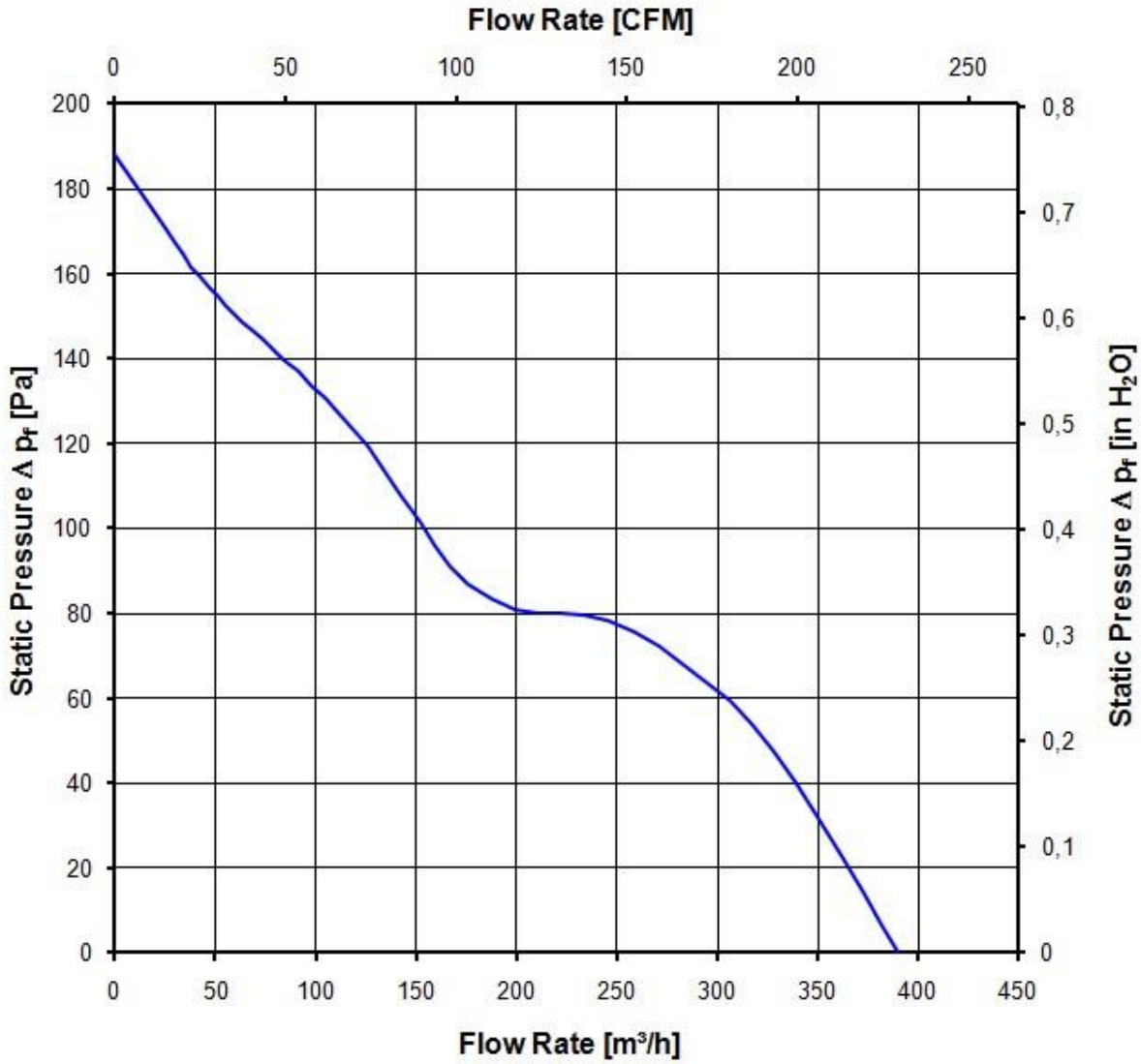

3.6 Sound Data

Measurement conditions:	Sound pressure level: 1 Meter distance between microphone and the air intake. Sound power level: Acc. to DIN 45635 part 38 (ISO 10302) Measured in a semianchoic chamber with a background noise level of Lp(A) < 5 dB(A) For further measurement conditions see section 3.5

a.) Operation condition:

3.400 1/min at free air flow	TU >= 50 °C		

Optimal operating point	275,0 m3/h @ 61 Pa	
Sound power level at the optimal operating point	6,4 bel(A)	
Sound pressure level at free air flow, measured in rubber bands	55,0 dB(A)	

4 Environment

4.1 General

Min. permitted ambient temperature TU min.	-10 °C	
Max. permitted ambient temperature TU max.	72 °C	
Min. permitted storage temperature TL min.	-40 °C	
Max. permitted storage temperature TL max.	80 °C	

4.2 Climatic requirements*)

Humidity requirements	humid heat, constant; according to DIN EN 60068-2-78, 14 days	
Water exposure	None	
Radiation exposure	None	
Dust requirements	None	
Salt fog requirements	None	
Harmful gas requirements	None	

*) Permittet application area:
The product is intended for use in sheltered rooms with controlled temperature and controlled humidity. Directly exposure to water must be avoided.

Pollution degree 1 (according DIN EN 60664-1)
There is either no pollution or it occurs only dry, non-conductive pollution. The pollution has no negative impact.

Please require severity levels and specification parameters from the responsible development departments

5 Safety

5.1 Electrical Safety

Dielectric strength DIN EN 60950 (VDE 0805) and DIN EN 60335 (VDE 0700) A.) Type test Measuring conditions: After 48h of storage at 95% R.H. and 25°C. No arcing or breakdown is allowed! All connections together to ground. B.) Routine test Measuring conditions: At indoor climate. No arcing or breakdown is allowed! All connections together to ground.	500 VAC / 1 Min. 500 VAC / 1 Sec.	
Isolation resistance Measuring conditions: After 48h of storage at 95% R.H. and 25°C measured with U=500 VDC for 1 min.	RI > 10 MOhm	
Air and leakage distances	1,0 mm / 1,5 mm	
Protection class	III	

5.2 Approval Tests

CE	No
UL	Yes / UL507, Electric Fans
VDE	Yes / Approval acc. to EN 60950 (VDE 0805) - Information technology equipment
CSA	Yes / CSA audited by UL according to C22.2 No. 113 Fans and Ventilators
CCC	Yes / GB 12350 Safety Requirements for small Power Motors

The approval tests are observed to:
Maximal permitted operating voltage (see section 3.1) and max. permitted ambient temperature TU max.

6 Reliability

6.1 General

Life expectancy L10 at TU = 40 °C	75.000 h	
Life expectancy L10 at TU max.	35.000 h	
Life expectancy L10 Delta (40 °C)	125.000 h	