A6D800-AJ01-01

AC axial fan

sickled blades (S series)



ebm-papst Mulfingen GmbH & Co. KG
Bachmühle 2
74673 Mulfingen
Phone: +49 7938 81-0
Fax: +49 7938 81-110
www.ebmpapst.com
info1@de.ebmpapst.com

Nominal data

Type	**A6D800-AJ01-01**
Motor	**M6D138-LA**

Phase		3~	3~	3~
Nominal voltage	[V]	400	400	415
Connection		**D**	Y	**D**
Frequency	[Hz]	50	50	50
Type of data definition		ml	ml	ml
Valid for approval / standard		CE	CE	CE
Speed	[min^{-1}]	895	685	915
Power input	[W]	2000	1270	1690
Current draw	[A]	4.3	2.5	3.7
Max. back pressure	[Pa]	180	100	90
Max. ambient temperature	[°C]	60	60	60

ml = max. load · me = max. efficiency · rfa = running at free air · cs = customer specs · cu = customer unit
Subject to alterations

AC axial fan

sickled blades (S series)

Technical features

Leackage current	<= 3,5 mA
Size	800 mm
Operation mode	S1
Direction of rotation	Clockwise, seen on rotor
Mounting position	Any
Electrical leads	Via terminal box
Humidity class	F3-1
Blade angle	0
Direction of air flow	"V"
Insulation class	"F"
Cable exit	Axial
Condensate discharge holes	On rotor and stator sides
Bearing motor	Ball bearing
Mass	26 kg
Material of terminal box	ABS plastic, black
Material of blades	Die-cast aluminum
Motor protection	Thermal overload protector (TOP) brought out
Product conforming to standard	CE; EN 61800-5-1
Surface of rotor	Cast in aluminum
Number of blades	5
Type of protection	IP 54
Protection class	I
Max. permissible ambient motor temp. (transp./ storage)	+ 80 °C
Min. permissible ambient motor temp. (transp./storage)	- 40 °C
Approval	VDE

ebm-papst Mulfingen GmbH & Co. KG · Bachmühle 2 · 74673 Mulfingen · Phone: +49 7938 81-0 · Fax: +49 7938 81-110 · www.ebmpapst.com · info1@de.ebmpapst.com

AC axial fan

sickled blades (S series)

Product drawing

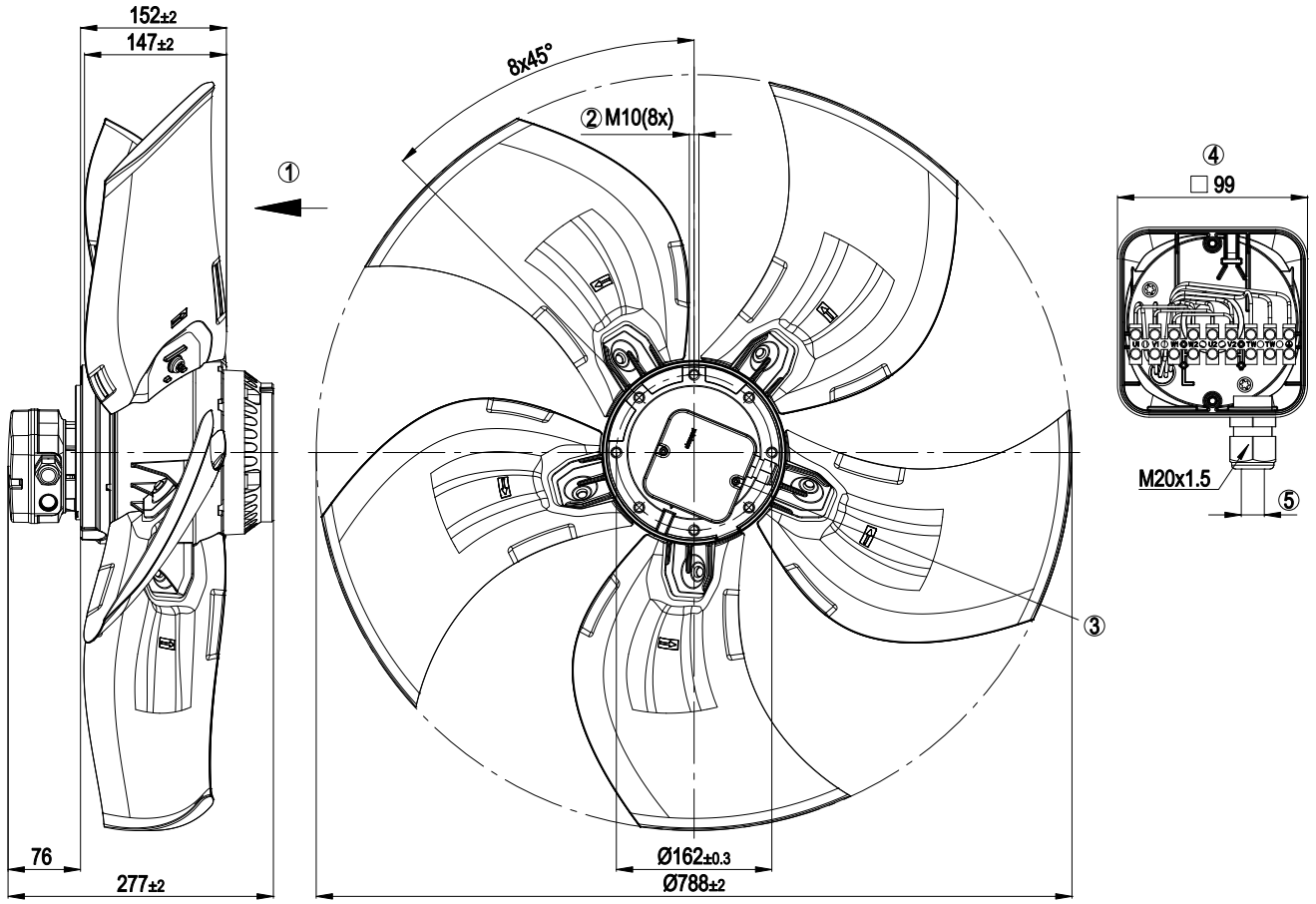

1	Direction of air flow "V"
2	Screw depth max. 18 mm
3	Tightening torque 0.8±0.3 Nm
4	Illustration without terminal box cover
5	Cable diameter: min. 7 mm, max. 14 mm, tightening torque: 2±0.15 Nm

ebm-papst Mulfingen GmbH & Co. KG · Bachmühle 2 · 74673 Mulfingen · Phone: +49 7938 81-0 · Fax: +49 7938 81-110 · www.ebmpapst.com · info1@de.ebmpapst.com

AC axial fan

sickled blades (S series)

Connection screen

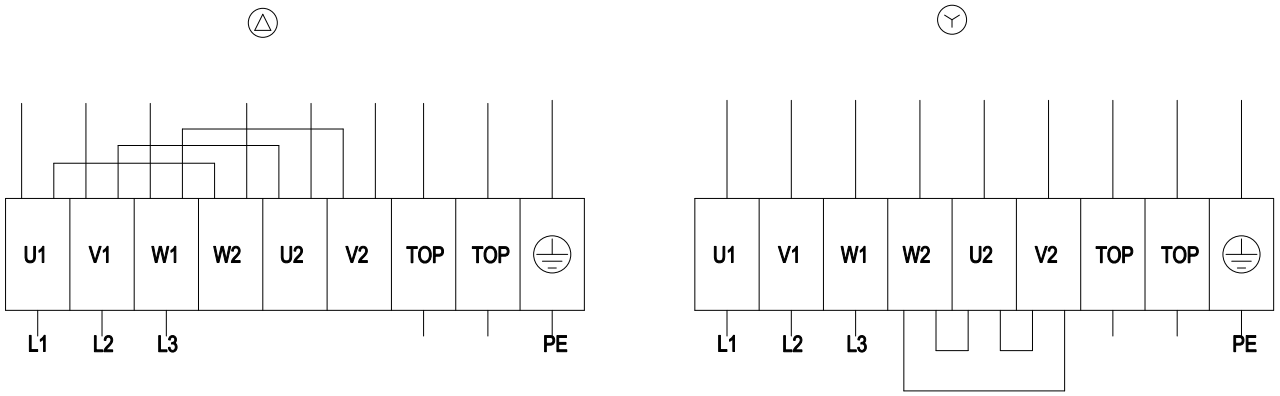

Note: Direction of rotation changes when two phases are reversed

Δ	Delta-connection	Y	Star connection	L1	= U1 = black
L2	= V1 = blue	L3	= W1 = brown	W2	yellow
U2	green	V2	white	TOP	2 x grey
PE	green / yellow				

ebm-papst Mulfingen GmbH & Co. KG · Bachmühle 2 · 74673 Mulfingen · Phone: +49 7938 81-0 · Fax: +49 7938 81-110 · www.ebmpapst.com · info1@de.ebmpapst.com

AC axial fan

sickled blades (S series)

Charts: Air flow 50 Hz

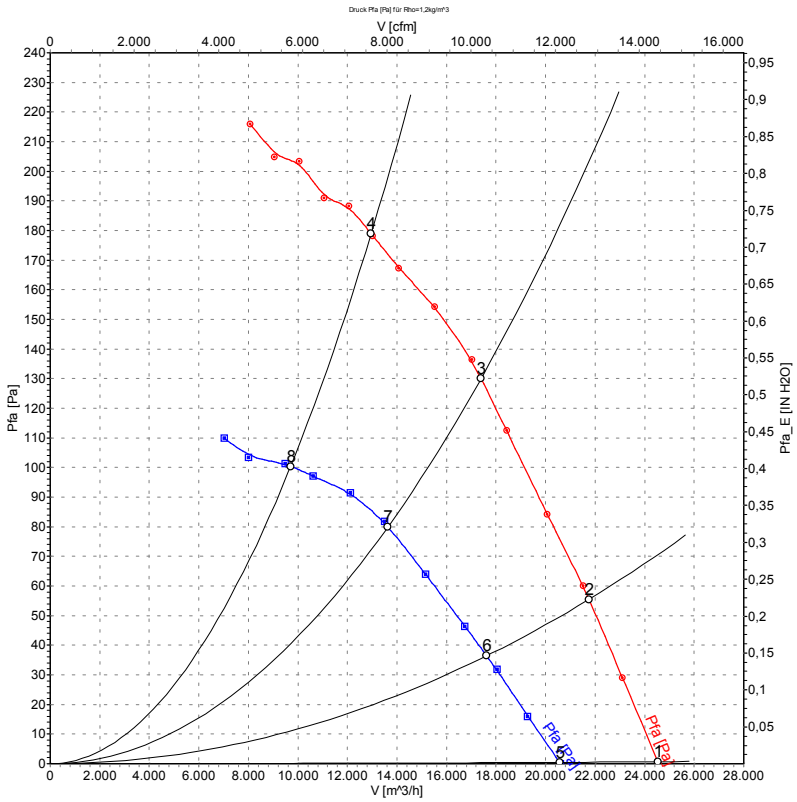

Measurement: LU-100640
Measurement: LU-100800

Measured values

	Conn.	U	f	n	P_1	I	LpA_{ss}	LpA_{ds}	LwA_{ss}	$\hat{V}$	p_{fa}
		[V]	[Hz]	[min^{-1}]	[W]	[A]	[dB(A)]	[dB(A)]	[dB(A)]	[m^3/h]	[Pa]
1	Δ	400	50	930	1376	3.22	67	72	73	24530	1
2	Δ	400	50	915	1561	3.41	65	67	71	21750	56
3	Δ	400	50	900	1749	3.63	66	61	72	17390	130
4	Δ	400	50	895	2000	4.30	71	66	78	12960	180
5	Y	400	50	785	1008	1.89	63	66	70	20570	0
6	Y	400	50	750	1080	2.02	61	61	68	17620	36
7	Y	400	50	705	1157	2.17	61	56	67	13630	80
8	Y	400	50	685	1270	2.50	64	60	72	9705	100

ebm-papst Mulfingen GmbH & Co. KG · Bachmühle 2 · 74673 Mulfingen · Phone: +49 7938 81-0 · Fax: +49 7938 81-110 · www.ebmpapst.com · info1@de.ebmpapst.com