**S4E350-AN02-50**

# AC axial fan - HyBlade®

sickled blades (S series)

with guard grille for short nozzle

**ebm-papst Mulfingen GmbH & Co. KG**
Bachmühle 2 · D-74673 Mulfingen
Phone +49 7938 81-0
Fax +49 7938 81-110
info1@de.ebmpapst.com
www.ebmpapst.com

Limited partnership · Headquarters Mulfingen
County court Stuttgart · HRA 590344

General partner: Elektrobau Mulfingen GmbH · Headquarters Mulfingen
County court Stuttgart · HRB 590142

ErP2015 EXCEEDS THE NORM

## Nominal data

| | |
|---|---|
| **Type** | **S4E350-AN02-50** |
| **Motor** | **M4E074-DF** |

| | | |
|---|---|---|
| Phase | | 1~ |
| Nominal voltage | VAC | 230 |
| Frequency | Hz | 50 |
| Type of data definition | | ml |
| Valid for approval / standard | | CE |
| Speed | $min^{-1}$ | 1340 |
| Power input | W | 165 |
| Current draw | A | 0.73 |
| Motor capacitor | µF | 4 |
| Capacitor voltage | VDB | 400 |
| Capacitor standard | | P0 (CE) |
| Max. back pressure | Pa | 90 |
| Min. ambient temperature | °C | -25 |
| Max. ambient temperature | °C | 65 |

ml = max. load · me = max. efficiency · fa = running at free air · cs = customer specs · cu = customer unit
Subject to alterations

## Data according to ErP directive

| | |
|---|---|
| Installation category | A |
| Efficiency category | Static |
| Variable speed drive integrated | No |
| Specific ratio* | 1,00 |

* Specific ratio = 1 + $p_{fs}$ / 100 000

| | | Actual | Request 2013 | Request 2015 |
|---|---|---|---|---|
| Overall efficiency $\eta_{es}$ | | 29 | 24,6 | 28,6 |
| Efficiency grade N | | 40,4 | 36 | 40 |
| Power input $P_e$ | kW | 0,16 | | |
| Air flow $q_v$ | $m^3/h$ | 2160 | | |
| Pressure increase $p_{fs}$ | Pa | 75 | | |
| Speed n | $min^{-1}$ | 1355 | | |

Data established at point of optimum efficiency

# AC axial fan - HyBlade®

sickled blades (S series)

with guard grille for short nozzle

## Technical features

| | |
|---|---|
| **Mass** | 5.2 kg |
| **Size** | 350 mm |
| **Surface of rotor** | Coated in black |
| **Material of terminal box** | ABS plastic, black |
| **Material of blades** | Press-fitted sheet steel blank, sprayed with PP plastic |
| **Material of guard grille** | Steel, phosphated and coated in black plastic |
| **Number of blades** | 5 |
| **Direction of air flow** | "V" |
| **Direction of rotation** | Counter-clockwise, seen on rotor |
| **Type of protection** | IP 44; Depending on installation and position as per EN 60034-5 |
| **Insulation class** | "F" |
| **Humidity class** | F1-2 |
| **Max. permissible ambient motor temp. (transp./ storage)** | + 50 °C |
| **Min. permissible ambient motor temp. (transp./storage)** | - 40 °C |
| **Mounting position** | Shaft horizontal or rotor on bottom; rotor on top on request |
| **Operation mode** | S1 |
| **Motor bearing** | Ball bearing |
| **Leakage current** | < 0.75 mA |
| **Electrical leads** | Via terminal box, integrated capacitor connected via terminal box |
| **Motor protection** | Thermal overload protector (TOP) wired internally |
| **Cable exit** | Axial |
| **Protection class** | I (if protective earth is connected by customer) |
| **Product conforming to standard** | EN 60335-1; CE |



ebm-papst Mulfingen GmbH & Co. KG · Bachmühle 2 · D-74673 Mulfingen · Phone +49 7938 81-0 · Fax +49 7938 81-110 · info1@de.ebmpapst.com · www.ebmpapst.com

# AC axial fan - HyBlade®

sickled blades (S series)

with guard grille for short nozzle

## Product drawing

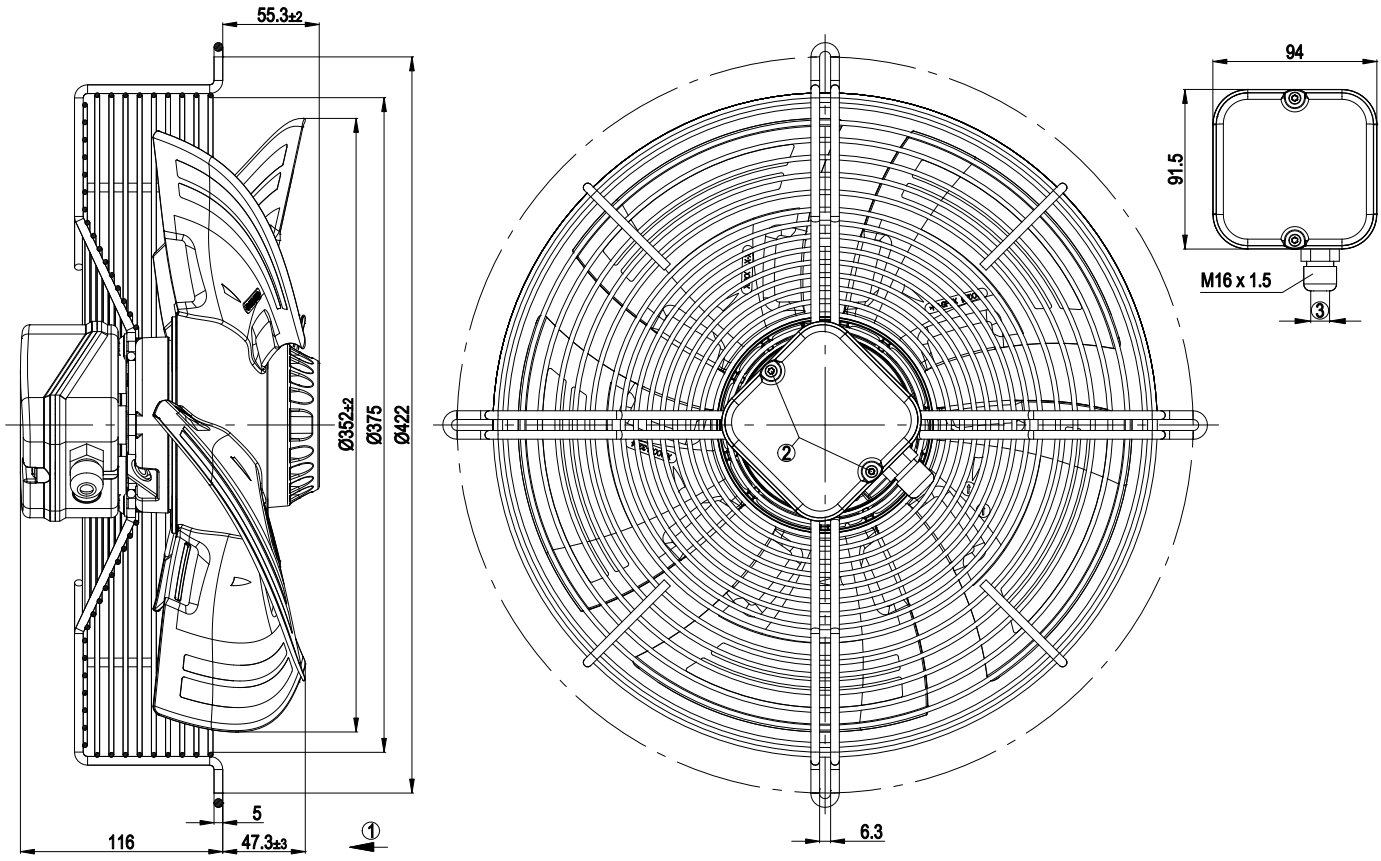


| | |
|---|---|
| 1 | Direction of air flow "V" |
| 2 | Tightening torque 0.7±0.2 Nm |
| 3 | Cable diameter: max. 7.5 mm, tightening torque 1.3 ±0.2 Nm |

## Connection screen

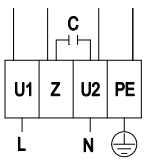


| | | | | | |
|---|---|---|---|---|---|
| L | = U1 = blue | Z | brown | N | = U2 = black |
| PE | green/yellow | | | | |



ebm-papst Mulfingen GmbH & Co. KG · Bachmühle 2 · D-74673 Mulfingen · Phone +49 7938 81-0 · Fax +49 7938 81-110 · info1@de.ebmpapst.com · www.ebmpapst.com

# AC axial fan - HyBlade®

sickled blades (S series)

with guard grille for short nozzle

## Charts: Air flow 50 Hz

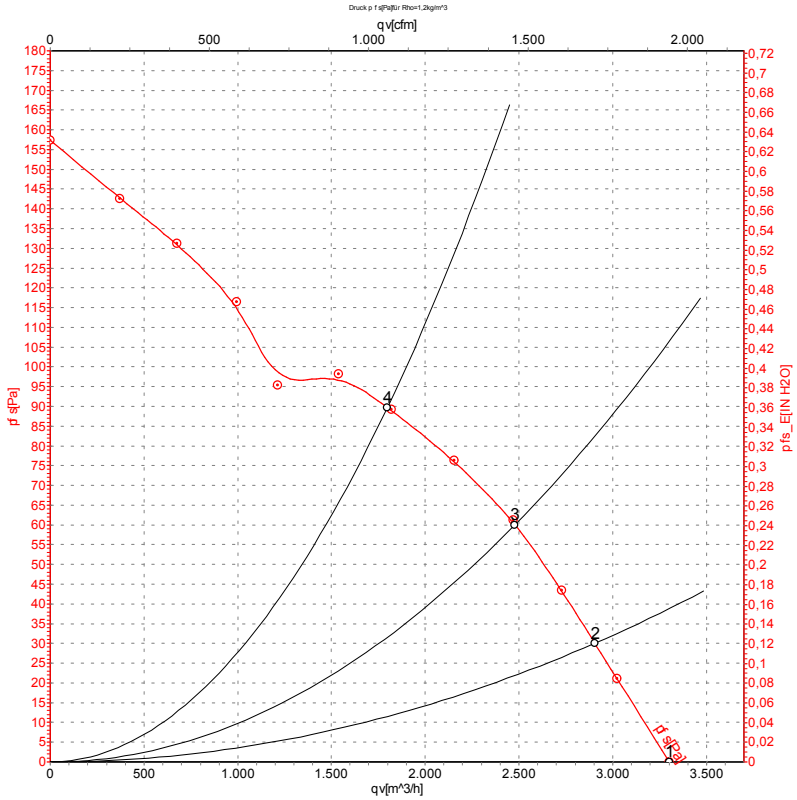


Measurement: LU-131320

Air performance measured as per ISO 5801 Installation category A. For detailed information on the measuring set-up, please contact ebm-papst. Suction-side noise levels: LwA measured as per ISO 13347 / LpA measured with 1m distance to fan axis. The values given are valid under the measuring conditions mentioned above and may vary according to the actual installation situation. With any deviation from the standard set-up, the specific values have to be checked and reviewed with the unit installed.

## Measured values

| | U | f | n | $P_e$ | I | $LpA_{in}$ | $LwA_{in}$ | qv | $p_{fs}$ |
|---|---|---|---|---|---|---|---|---|---|
| | V | Hz | $min^{-1}$ | W | A | dB(A) | dB(A) | $m^3/h$ | Pa |
| 1 | 230 | 50 | 1400 | 135 | 0.60 | 62 | 69 | 3305 | 0 |
| 2 | 230 | 50 | 1380 | 145 | 0.64 | 59 | 66 | 2905 | 30 |
| 3 | 230 | 50 | 1365 | 155 | 0.68 | 56 | 64 | 2480 | 60 |
| 4 | 230 | 50 | 1340 | 165 | 0.73 | 56 | 64 | 1800 | 90 |



ebm-papst Mulfingen GmbH & Co. KG · Bachmühle 2 · D-74673 Mulfingen · Phone +49 7938 81-0 · Fax +49 7938 81-110 · info1@de.ebmpapst.com · www.ebmpapst.com