

ATLAS^{PRO} III®

Force of Power, Power of Force!

**LIFTING AND
TRANSPORTATION
EQUIPMENT**

CHAIN BLOCKS

104-108



CHAIN BLOCKS - ROUND TYPE	104
CHAIN BLOCKS - CK TYPE	105
CHAIN BLOCKS - OVERLOAD PROTECTION	107

LEVER BLOCKS

109-110



LEVER BLOCKS	109
LEVER BLOCKS - OVERLOAD PROTECTION	109
LEVER BLOCKS - MINI	110

LIFTING CLAMPS

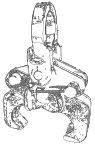
110



VERTICAL LIFTING CLAMPS	110
HORIZONTAL LIFTING CLAMPS	110

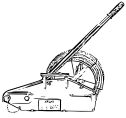
RAIL CLAMPS

110



WIRE ROPE HOISTS

111




MAGNETIC LIFTERS

111



ELECTRIC CHAIN HOISTS / TROLLEYS

112-116



ELECTRIC CHAIN HOIST - TRIPHASE (380 V)	112
REMOTE CONTROL FOR HOIST	112
ELECTRIC TROLLEYS - TRIPHASE (380 V)	113
4 DIRECTIONS ELECTRIC CHAIN HOISTS (380 V)	113
DOUBLE SPEED ELECTRIC CHAIN HOISTS (380 V)	115
ELECTRIC CHAIN HOISTS - MONOPHASE (220 V)	116

ŞARYOLAR

116



JACKS

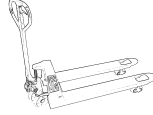
116-117



MECHANICAL JACKS	116
HYDRAULIC MACHINE JACKS	117
HYDRAULIC BOTTLE JACKS	117

PALLET TRUCKS

120-125



PALLET TRUCKS	120
MINI PALLET TRUCK	121
LOW PROFILE PALLET TRUCK	121
PALLET TRUCK WITH BRAKE SYSTEM	122
LONG FORKS PALLET TRUCKS	122



TRAVERSE PALLET TRUCK (4-DIRECTIONS)	122
REEL CARRIER PALLET TRUCK	123
PALLET TRUCK WITH BACKREST	123
SHORT FORK PALLET TRUCK	123
PALLET TRUCK WITH SCALE	124



INOX PALLET TRUCKS	124
GALVANIZED PALLET TRUCK	124
SCISSOR PALLET TRUCK	125
HIGH LIFT SCISSOR PALLET TRUCK	125
DRUM STACKER	125

SCISSOR LIFT PLATFORMS

126



SCISSOR LIFT TABLES	126
DOUBLE SCISSOR LIFT TABLES	126

TROLLEYS

127



CARGO TROLLEYS	127
HEAVY DUTY MACHINE TROLLEYS	127

MANUAL STACKERS

128



ATLAS^{PRO} III®

Force of Power, Power of Force!

**LIFTING
EQUIPMENT**

CHAIN BLOCKS - ROUND TYPE

DOUBLE CLAW
BRAKE SYSTEM

SOLID BODY

METAL ALLOY
BRAKE LINING



ATCY 053

Capacity	0.5 Ton
Lifting Height	3 m
Test Load	0.75 Ton
Chain Falls	1
Min. Height	240 mm
Load Chain Dia.	6 mm
Weight	10 kg

ATCY 055

Capacity	0.5 Ton
Lifting Height	5 m
Test Load	0.75 Ton
Chain Falls	1
Min. Height	240 mm
Load Chain Dia.	6 mm
Weight	12.5 kg



ATCY 23

Capacity	2 Ton
Lifting Height	3 m
Test Load	3 Ton
Chain Falls	2
Min. Height	380 mm
Load Chain Dia.	6 mm
Weight	15 kg

ATCY 25

Capacity	2 Ton
Lifting Height	5 m
Test Load	3 Ton
Chain Falls	2
Min. Height	380 mm
Load Chain Dia.	6 mm
Weight	20 kg



ATCY 013

Capacity	1 Ton
Lifting Height	3 m
Test Load	1.5 Ton
Chain Falls	1
Min. Height	270 mm
Load Chain Dia.	6 mm
Weight	11 kg

ATCY 015

Capacity	1 Ton
Lifting Height	5 m
Test Load	1.5 Ton
Chain Falls	1
Min. Height	270 mm
Load Chain Dia.	6 mm
Weight	14.5 kg



ATCY 33

Capacity	3 Ton
Lifting Height	3 m
Test Load	4.5 Ton
Chain Falls	2
Min. Height	470 mm
Load Chain Dia.	8 mm
Weight	24 kg

ATCY 35

Capacity	3 Ton
Lifting Height	5 m
Test Load	4.5 Ton
Chain Falls	2
Min. Height	470 mm
Load Chain Dia.	8 mm
Weight	31.5 kg

CHAIN BLOCKS - CK TYPE

**DOUBLE CLAW
BRAKE SYSTEM**

**IRON CAST
SAFETY RATCHET**

**METAL ALLOY
BRAKE LINING**



ATCK 053

Capacity	0.5 Ton
Lifting Height	3 m
Test Load	0.62 Ton
Chain Falls	1
Min. Height	240 mm
Load Chain Dia.	6 mm
Weight	9.7 kg



ATCK 23

Capacity	2 Ton
Lifting Height	3 m
Test Load	2.5 Ton
Chain Falls	1
Min. Height	380 mm
Load Chain Dia.	8 mm
Weight	18 kg

ATCK 055

Capacity	0.5 Ton
Lifting Height	5 m
Test Load	0.62 Ton
Chain Falls	1
Min. Height	240 mm
Load Chain Dia.	6 mm
Weight	12.9 kg

ATCK 25

Capacity	2 Ton
Lifting Height	5 m
Test Load	2.5 Ton
Chain Falls	1
Min. Height	380 mm
Load Chain Dia.	8 mm
Weight	22.4 kg



ATCK 13

Capacity	1 Ton
Lifting Height	3 m
Test Load	1.25 Ton
Chain Falls	1
Min. Height	270 mm
Load Chain Dia.	6 mm
Weight	11.8 kg



ATCK 33

Capacity	3 Ton
Lifting Height	3 m
Test Load	3.75 Ton
Chain Falls	2
Min. Height	470 mm
Load Chain Dia.	8 mm
Weight	24.5 kg

ATCK 15

Capacity	1 Ton
Lifting Height	5 m
Test Load	1.25 Ton
Chain Falls	1
Min. Height	270 mm
Load Chain Dia.	6 mm
Weight	15 kg

ATCK 35

Capacity	3 Ton
Lifting Height	5 m
Test Load	3.75 Ton
Chain Falls	2
Min. Height	470 mm
Load Chain Dia.	8 mm
Weight	31.6 kg

CHAIN BLOCKS - CK TYPE

DOUBLE CLAW
BRAKE SYSTEM

IRON CAST
SAFETY RATCHET

METAL ALLOY
BRAKE LINING



ATCK 53

Capacity	5 Ton
Lifting Height	3 m
Test Load	6.2 Ton
Chain Falls	2
Min. Height	600 mm
Load Chain Dia.	10 mm
Weight	39.5 kg

ATCK 55

Capacity	5 Ton
Lifting Height	5 m
Test Load	6.2 Ton
Chain Falls	2
Min. Height	600 mm
Load Chain Dia.	10 mm
Weight	49.8 kg



ATCK 105

Capacity	10 Ton
Lifting Height	5 m
Test Load	12.5 Ton
Chain Falls	4
Min. Height	700 mm
Load Chain Dia.	10 mm
Weight	100 kg



ATCK 205

Capacity	20 Ton
Lifting Height	5 m
Test Load	24 Ton
Chain Falls	8
Min. Height	1000 mm
Load Chain Dia.	10 mm
Weight	202 kg



ATCK 305

Capacity	30 Ton
Lifting Height	5 m
Test Load	37.5 Ton
Chain Falls	12
Min. Height	1380 mm
Load Chain Dia.	10 mm
Weight	276 kg



CHAIN BLOCKS - OVERLOAD PROTECTION

**DOUBLE CLAW
BRAKE SYSTEM**

**OVERLOAD
PROTECTION SYSTEM**

**METAL ALLOY
BRAKE LINING**



ATSOC 15

Capacity	1 Ton
Lifting Height	5 m
Test Load	1.25 Ton
Chain Falls	1
Min. Height	295 mm
Load Chain Dia.	6 mm
Weight	14.2 kg



ATSOC 2-12

Capacity	2 Ton
Lifting Height	12 m
Test Load	2.5 Ton
Chain Falls	1
Min. Height	375 mm
Load Chain Dia.	8 mm
Weight	38 kg



ATSOC 1-12

Capacity	1 Ton
Lifting Height	12 m
Test Load	1.25 Ton
Chain Falls	1
Min. Height	295 mm
Load Chain Dia.	6 mm
Weight	25.1 kg



ATSOC 35

Capacity	3 Ton
Lifting Height	5 m
Test Load	3.75 Ton
Chain Falls	2
Min. Height	510 mm
Load Chain Dia.	7.1 mm
Weight	31 kg



ATSOC 25

Capacity	2 Ton
Lifting Height	5 m
Test Load	2.5 Ton
Chain Falls	1
Min. Height	375 mm
Load Chain Dia.	8 mm
Weight	22.8 kg



ATSOC 3-12

Capacity	3 Ton
Lifting Height	12 m
Test Load	3.75 Ton
Chain Falls	2
Min. Height	510 mm
Load Chain Dia.	7.1 mm
Weight	52 kg

CHAIN BLOCKS - OVERLOAD PROTECTION

DOUBLE CLAW
BRAKE SYSTEM

OVERLOAD
PROTECTION SYSTEM

METAL ALLOY
BRAKE LINING



ATSOC 55

Capacity	5 Ton
Lifting Height	5 m
Test Load	6.2 Ton
Chain Falls	2
Min. Height	600 mm
Load Chain Dia.	9 mm
Weight	43.6 kg



ATSOC 5-12

Capacity	5 Ton
Lifting Height	12 m
Test Load	6.2 Ton
Chain Falls	2
Min. Height	600 mm
Load Chain Dia.	9 mm
Weight	74.5 kg



ATSOC 105

Capacity	10 Ton
Lifting Height	5 m
Test Load	12.5 Ton
Chain Falls	4
Min. Height	780 mm
Load Chain Dia.	9 mm
Weight	93 kg



ATSOC 10-12

Capacity	10 Ton
Lifting Height	12 m
Test Load	12.5 Ton
Chain Falls	4
Min. Height	780 mm
Load Chain Dia.	9 mm
Weight	147 kg

LEVER BLOCKS

CUT RESISTANT MONOLITHIC BEARING



ATH 0.5

Capacity	0.5 Ton
Working Distance	1.5 m
Test Load	0.6 Ton
Chain Falls	1
Load Chain Dia.	5 mm
Weight	3.8 kg



ATH 0.7

Capacity	0.75 Ton
Working Distance	1.5 m
Test Load	0.9 Ton
Chain Falls	1
Load Chain Dia.	6 mm
Weight	6.5 kg



ATH 1.5

Capacity	1.5 Ton
Working Distance	1.5 m
Test Load	1.8 Ton
Chain Falls	1
Load Chain Dia.	8 mm
Weight	11.2 kg

DOUBLE CLAW BRAKE SYSTEM



ATH 3

Capacity	3 Ton
Working Distance	1.5 m
Test Load	3.7 Ton
Chain Falls	1
Load Chain Dia.	10 mm
Weight	18.9 kg



ATH 6

Capacity	6 Ton
Working Distance	1.5 m
Test Load	7.5 Ton
Chain Falls	2
Load Chain Dia.	10 mm
Weight	29.4 kg



ATH 9

Capacity	9 Ton
Working Distance	1.5 m
Test Load	11 Ton
Chain Falls	3
Load Chain Dia.	10 mm
Weight	41.6 kg

LEVER BLOCKS - OVERLOAD PROTECTION

CUT RESISTANT MONOLITHIC BEARING



ATSH 1.5

Capacity	1.5 Ton
Working Distance	1.5 m
Test Load	1.8 Ton
Chain Falls	1
Load Chain Dia.	8 mm
Weight	11.6 kg



ATSH 1.5-3

Capacity	1.5 Ton
Working Distance	3 m
Test Load	1.8 Ton
Chain Falls	1
Load Chain Dia.	8 mm
Weight	13.7 kg



ATSH 3

Capacity	3 Ton
Working Distance	1.5 m
Test Load	3.7 Ton
Chain Falls	1
Load Chain Dia.	10 mm
Weight	19.2 kg

DOUBLE CLAW BRAKE SYSTEM



ATSH 3-3

Capacity	3 Ton
Working Distance	3 m
Test Load	3.7 Ton
Chain Falls	1
Load Chain Dia.	10 mm
Weight	22.4 kg



ATSH 6

Capacity	6 Ton
Working Distance	1.5 m
Test Load	7.5 Ton
Chain Falls	2
Load Chain Dia.	10 mm
Weight	32 kg



ATSH 6-3

Capacity	6 Ton
Working Distance	3 m
Test Load	7.5 Ton
Chain Falls	2
Load Chain Dia.	10 mm
Weight	36 kg

OVERLOAD PROTECTION SYSTEM

LEVER BLOCKS - MINI

COMPACT DESIGN

PRACTICAL USE BY RATCHET

HIGH QUALITY



ATHC 0.25

Capacity	0.25 Ton
Working Distance	1.5 m
Test Load	0.37 Ton
Chain Falls	1
Load Chain Dia.	4 mm
Weight	2.2 Kg



ATHC 1.5

Capacity	1.5 Ton
Working Distance	1.5 m
Test Load	2.25 Ton
Chain Falls	1
Load Chain Dia.	7 mm
Weight	8.5 Kg



ATHC 0.5

Capacity	0.5 Ton
Working Distance	1.5 m
Test Load	0.75 Ton
Chain Falls	1
Load Chain Dia.	4 mm
Weight	3.1 Kg



ATHC 2.5

Capacity	2.5 Ton
Working Distance	1.5 m
Test Load	3.75 Ton
Chain Falls	1
Load Chain Dia.	9 mm
Weight	14.1 Kg



ATHC 0.7

Capacity	0.75 Ton
Working Distance	1.5 m
Test Load	1.12 Ton
Chain Falls	1
Load Chain Dia.	5 mm
Weight	4.75 Kg



ATHC 5

Capacity	5 Ton
Working Distance	1.5 m
Test Load	7.5 Ton
Chain Falls	2
Load Chain Dia.	9 mm
Weight	25.5 Kg

LIFTING CLAMPS

COMPACT DESIGN

SOLID BODY

HIGH SECURITY



VERTICAL ATSK 1

Capacity	1 Ton
Grip Width	0-20 mm
Test Load	1.5 Ton
Weight	5 kg

VERTICAL ATSK 5

Capacity	5 Ton
Grip Width	0-50 mm
Test Load	6.75 Ton
Weight	23 kg

ATSK 2

Capacity	2 Ton
Grip Width	0-25 mm
Test Load	3 Ton
Weight	8 kg

ATSK 3

Capacity	3 Ton
Grip Width	0-30 mm
Test Load	4.5 Ton
Weight	15 kg



HORIZONTAL ATSK 0.8

Capacity	0.8 Ton
Grip Width	0-25 mm
Test Load	1.12 Ton
Weight	2.5 kg

ATSK 1.6

Capacity	1.6 Ton
Grip Width	0-30 mm
Test Load	2.25 Ton
Weight	4 kg

ATSK 3.2

Capacity	3.2 Ton
Grip Width	0-45 mm
Test Load	3.75 Ton
Weight	6 kg

RAIL CLAMPS



ATRK 2

Capacity	2 Ton
Grip Width	15-85 mm
Test Load	3 Ton
Weight	6.2 kg

ATRK 4

Capacity	4 Ton
Grip Width	10-95 mm
Test Load	6 Ton
Weight	15 kg

WIRE ROPE HOISTS



ATT 0820

Capacity	0.8 Ton
Standard Wire Length	20 m
Wire Dia.	8.3 mm
Test Load	1 Ton
Weight	13 kg

ATT 1620

Capacity	1.6 Ton
Standard Wire Length	20 m
Wire Dia.	11 mm
Test Load	2 Ton
Weight	26.5 kg

ATT 1630

Capacity	1.6 Ton
Standard Wire Length	30 m
Wire Dia.	11 mm
Test Load	2 Ton
Weight	30 kg

ATT 3220

Capacity	3.2 Ton
Standard Wire Length	20 m
Wire Dia.	16 mm
Test Load	4 Ton
Weight	48.5 kg

ATT 3230

Capacity	3.2 Ton
Standard Wire Length	30 m
Wire Dia.	16 mm
Test Load	4 Ton
Weight	58 kg

ATT 5420

Capacity	5.4 Ton
Standard Wire Length	20 m
Wire Dia.	20 mm
Test Load	6.75 Ton
Weight	57 kg



ATT 5430

Capacity	5.4 Ton
Standard Wire Length	30 m
Wire Dia.	20 mm
Test Load	6.75 Ton
Weight	57 kg

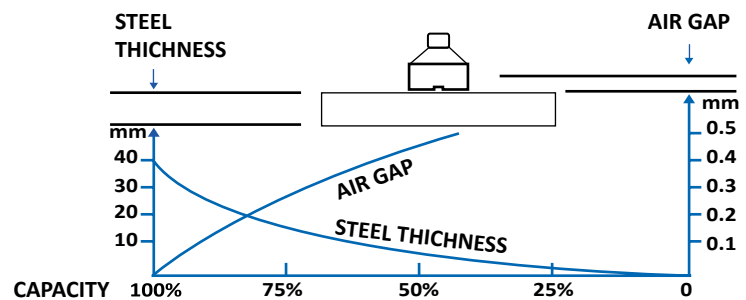


MAGNETIC LIFTERS

COMPACT AND LIGHT DESIGN

MOVABLE HANGER

PRACTICAL CRANK



ATMK 01

Capacity	100/50 kg
Rated / Cylindrical	
Length	92 mm
Width	64 mm
Height	72 mm
Handle Length	148 mm
Weight	3.2 kg

ATMK 03

Capacity	300/150 kg
Length	166 mm
Width	99 mm
Height	108 mm
Handle Length	223 mm
Weight	12.4 kg

ATMK 06

Capacity	600/300 kg
Length	228 mm
Width	118 mm
Height	123 mm
Handle Length	257 mm
Weight	23.6 kg

ATMK 10

Capacity	1000/500 kg
Rated / Cylindrical	
Length	266 mm
Width	150 mm
Height	158 mm
Handle Length	303 mm
Weight	42.8 kg

ATMK 15

Capacity	1500/750 kg
Length	354 mm
Width	168 mm
Height	172 mm
Handle Length	464 mm
Weight	69 kg

ATMK 20

Capacity	2000/1000 kg
Length	394 mm
Width	196 mm
Height	204 mm
Handle Length	470 mm
Weight	105 kg

ATMK 30



Capacity	3000 / - kg
Rated / Cylindrical	
Length	431 mm
Width	234 mm
Height	232 mm
Handle Length	576 mm
Weight	160.4 kg

ATMK 50



Capacity	5000 / - kg
Length	522 mm
Width	294 mm
Height	289 mm
Handle Length	728 mm
Weight	302 kg

ELECTRIC CHAIN HOIST - TRIPHASE (380 V)

EMERGENCY BRAKE SYSTEM

HIGH SPEED LIFTING

PHASE PROTECTION



ATZCE 05

Capacity	0.5 Ton
Lifting Height	6 m
Test Load	625 kg
Chain Falls	1
Power	1.1 kW
Load Chain Dia.	6.3 mm
Lifting Speed	7.2 m/min
Protection Class	IP 54
Weight	50 kg



ATZCE 1

Capacity	1 Ton
Lifting Height	6 m
Test Load	1250 kg
Chain Falls	1
Power	1.5 kW
Load Chain Dia.	7.1 mm
Lifting Speed	6.8 m/min
Protection Class	IP 54
Weight	58 kg



ATZCE 2

Capacity	2 Ton
Lifting Height	6 m
Test Load	2500 kg
Chain Falls	1
Power	3.0 kW
Load Chain Dia.	10 mm
Lifting Speed	6.6 m/min
Protection Class	IP 54
Weight	101 kg



ATZCE 3

Capacity	3 Ton
Lifting Height	6 m
Test Load	3750 kg
Chain Falls	1
Power	3.0 kW
Load Chain Dia.	11.2 mm
Lifting Speed	5.6 m/min
Protection Class	IP 54
Weight	125 kg



ATZCE 1-12

Capacity	1 Ton
Lifting Height	12 m
Test Load	1250 kg
Chain Falls	1
Power	1.5 kW
Load Chain Dia.	7.1 mm
Lifting Speed	6.8 m/min
Protection Class	IP 54
Weight	65 kg

NEW



ATZCE 2-12

Capacity	2 Ton
Lifting Height	12 m
Test Load	2500 kg
Chain Falls	1
Power	3.0 kW
Load Chain Dia.	10 mm
Lifting Speed	6.6 m/min
Protection Class	IP 54
Weight	118 kg

NEW



ATZCE 3-12

Capacity	3 Ton
Lifting Height	12 m
Test Load	3750 kg
Chain Falls	1
Power	3.0 kW
Load Chain Dia.	11.2 mm
Lifting Speed	5.6 m/min
Protection Class	IP 54
Weight	128 kg

NEW

REMOTE CONTROL FOR HOIST



ATZCE-C4S

Voltage AC/DC 18-65 V

ELECTRIC TROLLEY - TRIPHASE (380 V)

COMPACT DESIGN

VIBRATION FREE DRIVE

BALANCED STRUCTURE



ATZCE-T1

Capacity	1 Ton
Power	0.4 kW
Travelling speed	11 m/dk
Weight	32 kg

ATZCE-T2

Capacity	2 Ton
Power	0.4 kW
Travelling speed	11 m/dk
Weight	38 kg

ATZCE-T3


Capacity	3 Ton
Power	0.75 kW
Travelling speed	11 m/min
Weight	50 kg

4 DIRECTION ELECTRIC CHAIN HOIST- TRIPHASE (380 V)



ATZCE 05-4

Hoist Code	ATZCE 05
Capacity	0.5 Ton
Lifting Height	6 m
Test Load	625 kg
Chain Falls	1
Power	1.1 kW
Load Chain Dia.	6.3 mm
Lifting Speed	7.2 m/min
Protection Class	IP 54
Weight	50 kg



Trolley code	ATZCE-T1
Capacity	1 Ton
Power	0.4 kW
Travelling speed	11 m/min
Weight	32 kg



ATZCE 1-4

Hoist Code	ATZCE 1
Capacity	1 Ton
Lifting Height	6 m
Test Load	1250 kg
Chain Falls	1
Power	1.5 kW
Load Chain Dia.	7.1 mm
Lifting Speed	6.8 m/min
Protection Class	IP 54
Weight	58 kg



Trolley code	ATZCE-T1
Capacity	1 Ton
Power	0.4 kW
Travelling speed	11 m/min
Weight	32 kg



ATZCE 2-4

Hoist Code	ATZCE 2
Capacity	2 Ton
Lifting Height	6 m
Test Load	2500 kg
Chain Falls	1
Power	3.0 kW
Load Chain Dia.	10 mm
Lifting Speed	6.6 m/min
Protection Class	IP 54
Weight	101 kg



Trolley code	ATZCE-T2
Capacity	2 Ton
Power	0.4 kW
Travelling speed	11 m/min
Weight	38 kg

4 DIRECTION ELECTRIC CHAIN HOIST- TRIPHASE (380 V)



ATZCE 3-4

Hoist Code	ATZCE 3
Capacity	3 Ton
Lifting Height	6 m
Test Load	3750 kg
Chain Falls	1
Power	3.0 kW
Load Chain Dia.	11.2 mm
Lifting Speed	5.6 m/min
Protection Class	IP 54
Weight	125 kg



Trolley code	ATZCE-T3
Capacity	3 Ton
Power	0.75 kW
Travelling speed	11 m/min
Weight	50 kg



ATZCE 1-12-4

Hoist Code	ATZCE 1
Capacity	1 Ton
Lifting Height	12 m
Test Load	1250 kg
Chain Falls	1
Power	1.5 kW
Load Chain Dia.	7.1 mm
Lifting Speed	6.8 m/min
Protection Class	IP 54
Weight	65 kg



Trolley code	ATZCE-T1
Capacity	1 Ton
Power	0.4 kW
Travelling speed	11 m/min
Weight	32 kg



ATZCE 2-12-4

Hoist Code	ATZCE 2
Capacity	2 Ton
Lifting Height	12 m
Test Load	2500 kg
Chain Falls	1
Power	3.0 kW
Load Chain Dia.	10 mm
Lifting Speed	6.6 m/min
Protection Class	IP 54
Weight	118 kg




Trolley code	ATZCE-T2
Capacity	2 Ton
Power	0.4 kW
Travelling speed	11 m/min
Weight	38 kg



ATZCE 3-12-4

Hoist Code	ATZCE 3
Capacity	3 Ton
Lifting Height	12 m
Test Load	3750 kg
Chain Falls	1
Power	3.0 kW
Load Chain Dia.	11.2 mm
Lifting Speed	5.6 m/min
Protection Class	IP 54
Weight	128 kg



Trolley code	ATZCE-T3
Capacity	3 Ton
Power	0.75 kW
Travelling speed	11 m/min
Weight	50 kg

DOUBLE SPEED ELECTRIC CHAIN HOISTS - TRIPHASE (380 V)

LIQUID OIL GEARBOX

FAN COOLING SYSTEM

MADE IN JAPAN CHAIN



ATZCS 0.5

Capacity	0.5 Ton
Lifting Height	6 m
Test Load	630 kg
Chain Falls	1
Power	0.9 kW
Load Chain Dia.	6.3 mm
Lifting Speed (1-2. Gears)	7.6 - 2.5 m/min
Protection Class	IP 54
Weight	65 kg



ATZCS 2-12

Capacity	2 Ton
Lifting Height	12 m
Test Load	2.5 Ton
Chain Falls	2
Power	1.1 kW
Load Chain Dia.	8 mm
Lifting Speed (1-2. Gears)	2.5 - 0.85 m/min
Protection Class	IP 54
Weight	105 kg



ATZCS 1

Capacity	1 Ton
Lifting Height	6 m
Test Load	1.25 Ton
Chain Falls	1
Power	1.1 kW
Load Chain Dia.	8 mm
Lifting Speed (1-2. Gears)	5 - 1.7 m/min
Protection Class	IP 54
Weight	74 kg



ATZCS 3

Capacity	3 Ton
Lifting Height	6 m
Test Load	3.75 Ton
Chain Falls	1
Power	3.0 kW
Load Chain Dia.	11.2 mm
Lifting Speed (1-2. Gears)	6 - 2 m/min
Protection Class	IP 54
Weight	140 kg



ATZCS 1-12

Capacity	1 Ton
Lifting Height	12 m
Test Load	1.25
Chain Falls	1
Power	1.1 kW
Load Chain Dia.	8 mm
Lifting Speed (1-2. Gears)	5 - 1.7 m/min
Protection Class	IP 54
Weight	82 kg



ATZCS 5

Capacity	5 Ton
Lifting Height	6 m
Test Load	6.25 Ton
Chain Falls	2
Power	3.0 kW
Load Chain Dia.	11.2 mm
Lifting Speed (1-2. Gears)	3 - 1 m/min
Protection Class	IP 54
Weight	162 kg



ATZCS 2

Capacity	2 Ton
Lifting Height	6 m
Test Load	2.5 Ton
Chain Falls	2
Power	1.1 kW
Load Chain Dia.	8 mm
Lifting Speed (1-2. Gears)	2.5 - 0.85 m/min
Protection Class	IP 54
Weight	89 kg

ELECTRIC CHAIN HOISTS - MONOPHASE (220 V)

MECHANICAL BREAK SYSTEM

EMERGENCY BRAKE SYSTEM

PULLEY SYSTEM REDUCING VIBRATION AND ABRASION



ATC 0.5

Capacity	500 kg
Lifting Height	6 m
Test Load	625 kg
Chain Falls	1
Lifting Speed	5 m/min
Power	1.4 kW
Load Chain Dia.	2
Weight	6.3 mm
Ağırlık	20 kg



ATC 1

Capacity	1 Ton
Lifting Height	6 m
Test Load	1.25 Ton
Chain Falls	2
Lifting Speed	2.5 m/min
Power	1.4 kW
Load Chain Dia.	2
Weight	6.3 mm
Ağırlık	35 kg

TROLLEYS

PATENT

PRACTICAL ASSEMBLY

WIDE ADJUSTABILITY



ATŞA 05

Capacity	0.5 Ton
NPI Width	100-140 mm
Weight	4.3 kg

ATŞA 1

Capacity	1 Ton
NPI Width	140-180 mm
Weight	7 kg

ATŞA 2

Capacity	2 Ton
NPI Width	160-220 mm
Weight	10.5 kg

ATŞA 3

Capacity	3 Ton
NPI Width	180-240 mm
Weight	15.3 kg

ATŞA 5

Capacity	5 Ton
NPI Width	180-240 mm
Weight	21.7 kg

MADE IN
TÜRKİYE

ATVŞA 1

Max. Capacity	1 Ton
NPI Width	80-120 mm
Weight	3.4 kg

* For use with KLPRO electric hoists.

MECHANICAL JACKS

DURABLE

SOLID GEARBOX

HIGH STABILITY



ATPK 3

Capacity	3 Ton
Min. Height	730 mm
Stroke	360 mm
Test Load	3.6 Ton
Weight	21.2 Kg



ATPK 5

Capacity	5 Ton
Min. Height	730 mm
Stroke	345 mm
Test Load	6.13 Ton
Weight	28.5 kg



ATPK 10

Capacity	10 Ton
Min. Height	800 mm
Stroke	410 mm
Test Load	12.25 Ton
Weight	46.8 kg



ATPK 16

Capacity	16 Ton
Min. Height	800 mm
Stroke	320 mm
Test Load	19.6 Ton
Weight	65 kg



ATPK 20

Capacity	20 Ton
Min. Height	860 mm
Stroke	320 mm
Test Load	24.5 Ton
Weight	75 kg

HYDRAULIC MACHINE JACKS

STABLE STANDS

SOLID BODY

DURABLE HYDRAULIC SYSTEM



ATM 50

Capacity	5 Ton
Lifting Distance (Pawl)	25-230 mm
Lifting Distance (Top)	368-573 mm
Weight	25 kg



ATM 100

Capacity	10 Ton
Lifting Distance (Pawl)	30-260 mm
Lifting Distance (Top)	420-650 mm
Weight	35 kg



ATM 250

Capacity	25 Ton
Lifting Distance (Pawl)	58-273 mm
Lifting Distance (Top)	505-720 mm
Weight	109 kg

HYDRAULIC BOTTLE JACKS

DURABLE

LONG LASTING

HIGH STABILITY



ATŞK 3

Capacity	3 Ton
Min. Height	195 mm
Lifting Height	125 mm
Adjustable Height	60 mm
Max. Height	380 mm
Weight	3.3 kg

ATŞK 5

Capacity	5 Ton
Min. Height	197 mm
Lifting Height	125 mm
Adjustable Height	60 mm
Max. Height	382 mm
Weight	4.4 kg

ATŞK 10

Capacity	10 Ton
Min. Height	205 mm
Lifting Height	125 mm
Adjustable Height	60 mm
Max. Height	390 mm
Weight	6 kg

ATŞK 15

Capacity	15 Ton
Min. Height	225 mm
Lifting Height	140 mm
Adjustable Height	60 mm
Max. Height	425 mm
Weight	8.5 kg

ATŞK 20

Capacity	20 Ton
Min. Height	244 mm
Lifting Height	145 mm
Adjustable Height	60 mm
Max. Height	449 mm
Weight	11.5 kg

ATŞK 32

Capacity	32 Ton
Min. Height	285 mm
Lifting Height	180 mm
Adjustable Height	-
Max. Height	465 mm
Weight	17.6 kg

ATŞK 50

Capacity	50 Ton
Min. Height	300 mm
Lifting Height	180 mm
Adjustable Height	-
Max. Height	480 mm
Weight	33 kg

ATŞK 100

Capacity	100 Ton
Min. Height	335 mm
Lifting Height	180 mm
Adjustable Height	-
Max. Height	520 mm
Weight	78 kg



ATLAS^{PRO} III®

Force of Power, Power of Force!

**HANDLING AND
TRANSPORTATION
EQUIPMENT**

PALLET TRUCKS



BAKALITE COATED HANDLE

IRON CAST PUMP

POLYAMID WHEEL



ATTP 2.5

Capacity	2.5 Ton
Min. Fork Height	75 mm
Max. Fork Height	190 mm
Fork Width	550 mm
Fork Length	1150 mm
Total Length	1533 mm
Total Height	1214 mm
Steering Wheel	180 mm
Fork Wheel	74x70 mm
Turning Radius	1266 mm
Weight	64.5 kg

* The product can have black or white polyamid wheel. It has same material but different colours.



BAKALITE COATED HANDLE

IRON CAST PUMP

POLYURETHANE COATED IRON CAST WHEEL



ATTP

Capacity	2.5 Ton
Min. Fork Height	75 mm
Max. Fork Height	190 mm
Fork Width	550 mm
Fork Length	1150 mm
Total Length	1533 mm
Total Height	1214 mm
Steering Wheel	180 mm
Fork Wheel	74x70 mm
Turning Radius	1266 mm
Weight	66 kg

* The product can have black or red polyurethane wheel. It has same material but different colour



BAKALITE COATED HANDLE

IRON CAST PUMP

POLYURETHANE COATED IRON CAST WHEEL



ATTP 3

Capacity	3 Ton
Min. Fork Height	75 mm
Max. Fork Height	190 mm
Fork Width	550 mm
Fork Length	1150 mm
Total Length	1533 mm
Total Height	1214 mm
Steering Wheel	180 mm
Fork Wheel	74x70 mm
Turning Radius	1266 mm
Weight	77 kg

* The product can have black or red polyurethane wheel. It has same material but different colour

/// PALLET TRUCK



/// Heavy Duty

/// OVERLOAD PROTECTION

/// IRON CAST PUMP

/// POLYURETHANE COATED IRON CAST WHEEL

ATTP 5

Capacity	5 Ton
Min. Fork Height	88 mm
Max. Fork Height	205 mm
Fork Width	550 mm
Fork Length	1150 mm
Total Length	1544 mm
Total Height	1253 mm
Steering Wheel	200 mm
Fork Wheel	85x80 mm
Turning Radius	1300 mm
Weight	106.5 kg

/// MINI PALLET TRUCK



/// CAN BE USED AT SMALL SPACES

/// JUTS 35 KG

/// 80 CM FORK LENGTH

ATTP 0.5

Capacity	500 kg
Min. Fork Height	60 mm
Max. Fork Height	150 mm
Fork Width	380 mm
Fork Length	800 mm
Total Length	1126 mm
Total Height	1110 mm
Steering Wheel	127 mm
Fork Wheel	58 mm
Weight	35 kg

/// LOW PROFILE PALLET TRUCK



Minimum 35 mm

/// BAKALITE COATED HANDLE

/// IRON CAST PUMP

/// IRON FORK WHEEL

/// POLYURETHANE COATED IRON CAST WHEEL

ATTPD 1

Capacity	1 Ton
Min. Fork Height	35 mm
Max. Fork Height	105 mm
Fork Width	550 mm
Fork Length	1100 mm
Total Length	1533 mm
Total Height	1174 mm
Steering Wheel	150 mm
Fork Wheel	35x50 mm
Turning Radius	1266 mm
Weight	85 kg

PALLET TRUCK WITH BRAKE SYSTEM



IRON CAST PUMP

SECURITY ORIENTED BRAKE SYSTEM

POLYURETHANE COATED IRON CAST WHEEL

ATTPF

Capacity	2.5 Ton
Min. Fork Height	85 mm
Max. Fork Height	200 mm
Fork Width	550 mm
Fork Length	1150 mm
Total Length	1533 mm
Total Height	1224 mm
Steering Wheel	200 mm
Fork Wheel	80 mm
Turning Radius	1266 mm
Weight	73 Kg

LONG FORKS PALLET TRUCKS



BAKALITE COATED HANDLE

IRON CAST PUMP

1.5 M FORK LENGTH

POLYURETHANE COATED IRON CAST WHEEL

ATTPU

Capacity	2 Ton
Min. Fork Height	75 mm
Max. Fork Height	190 mm
Fork Width	550 mm
Fork Length	1500 mm
Total Length	1883 mm
Total Height	1214 mm
Steering Wheel	180 mm
Fork Wheel	74x70 mm
Turning Radius	1690 mm
Weight	85 kg



BAKALITE COATED HANDLE

IRON CAST PUMP


2 M FORK LENGTH

POLYURETHANE COATED IRON CAST WHEEL

ATTPU 2

Capacity	1 Ton
Min. Fork Height	75 mm
Max. Fork Height	190 mm
Fork Width	550 mm
Fork Length	2000 mm
Total Length	2383 mm
Total Height	1214 mm
Steering Wheel	180 mm
Fork Wheel	74x70 mm
Turning Radius	2190 mm
Weight	102 kg

TRAVERSE PALLET TRUCK (4-DIRECTIONS)



BAKALITE COATED HANDLE

IRON CAST PUMP

4 DIRECTIONS

POLYURETHANE COATED IRON CAST WHEEL

ATTPH

Capacity	2.5 Ton
Min. Fork Height	1.5 Ton
Max. Fork Height	85 mm
Fork Width	200 mm
Fork Length	550 mm
Total Length	1150 mm
Total Height	1533 mm
Steering Wheel	1224 mm
Fork Wheel	200 mm
Turning Radius	65x60 mm
Weight	1266 mm
Ağırlık	65 kg

REEL CARRIER PALLET TRUCK



BAKALITE COATED HANDLE

IRON CAST PUMP

POLYURETHANE COATED IRON CAST WHEEL

ATTPB

Capacity	1 Ton
Diameter of Cylinder	700-1200 mm
Fork Width	965 mm
Fork Length	1150 mm
Total Height	432 mm
Steering Wheel	200 mm
Fork Wheel	80 mm
Weight	135 kg

PALLET TRUCK WITH BACKREST



BAKALITE COATED HANDLE

IRON CAST PUMP

POLYURETHANE COATED IRON CAST WHEEL

ATTPK

Capacity	2.5 Ton
Min. Fork Height	85 mm
Max. Fork Height	200 mm
Fork Width	550 mm
Fork Length	1150 mm
Handle's Height	432 mm
Steering Wheel	200 mm
Fork Wheel	80x70 mm
Weight	95 kg

SHORT FORKS PALLET TRUCK



80 CM FORK LENGTH

BOTTLE TYPE PUMP

POLYURETHANE COATED IRON CAST WHEEL

ATTPK 2

Capacity	2 Ton
Min. Fork Height	75 mm
Max. Fork Height	190 mm
Fork Width	550 mm
Fork Length	800 mm
Total Length	1170 mm
Total Height	1160 mm
Steering Wheel	160 mm
Fork Wheel	70x60 mm
Weight	50 kg

PALLET TRUCK WITH SCALE



RUBBER COATED HANDLE

IRON CAST PUMP

SCALE

ATTPT2E

Capacity	2 Ton
Min. Fork Height	85 mm
Max. Fork Height	175 mm
Fork Width	540 mm
Fork Length	1150 mm
Total Length	1570 mm
Steering Wheel	160 mm
Fork Wheel	70 mm
Battery	5 V
Weight	120 kg

INOX PALLET TRUCKS



BAKALITE COATED HANDLE

IRON CAST PUMP

INOX 304 QUALITY STEEL

ATTPP 2.5

Capacity	2.5 Ton
Min. Fork Height	85 mm
Max. Fork Height	200 mm
Fork Width	550 mm
Fork Length	1150 mm
Total Length	1533 mm
Total Height	1224 mm
Steering Wheel	200 mm
Fork Wheel	74x70 mm
Turning Radius	1266 mm
Weight	775 kg

GALVANIZED PALLET TRUCKS



BAKALITE COATED HANDLE

IRON CAST PUMP

HOT GALVANIZED

ATTPG 2.5

Capacity	2.5 Ton
Min. Fork Height	85 mm
Max. Fork Height	200 mm
Fork Width	550 mm
Fork Length	1100 mm
Total Length	1533 mm
Total Height	1224 mm
Steering Wheel	200 mm
Fork Wheel	74x70 mm
Turning Radius	1266 mm
Weight	70 kg

SCISSOR PALLET TRUCK



HIGH STABILITY

IRON CAST PUMP

TELESCOPIC JACK SYSTEM

ATTPM

Capacity	1 Ton
Min. Fork Height	85 mm
Max. Fork Height	800 mm
Fork Width	550 mm
Fork Length	1150 mm
Total Length	1515 mm
Total Height	1225 mm
Steering Wheel	180 mm
Fork Wheel	74x50 mm
Turning Radius	1360 mm
Weight	1075 Kg

HIGH LIFT PALLET TRUCKS



HIGH STABILITY


IRON CAST PUMP

BAKALITE COATED HANDLE

ATTPS

Capacity	1 Ton
Min. Fork Height	85 mm
Max. Fork Height	800 mm
Fork Width	550 mm
Fork Length	1220 mm
Total Length	1785 mm
Total Height	1210 mm
Steering Wheel	180 mm
Fork Wheel	74x50 mm
Turning Radius	1670 mm
Weight	1275 kg

DRUM STACKER



BAKALITE COATED HANDLE

PRACTICAL USE

DRUM POURING

ATVM

Capacity	350 Kg
Max. Lifting Height	1945 mm
Min. Fork Height	385 mm
Fork Width	750 mm
Total Height	1270 mm
Total Width	1050 mm
Total Length	1520 mm
Wheelbase	1115 mm
Turning Radius	1200 mm
Load Center Distance	570 mm
Weight	232 kg

SCISSOR LIFT TABLES

SOLID STEEL BODY

PRACTICAL WHEEL BRAKES

HYDRAULIC LIFT SYSTEM

ATP 150



Capacity	150 kg
Min. Table Height	225 mm
Max. Table Height	740 mm
Lifting Distance	515 mm
Table Dimensions	740x450x35 mm
Total Height	935 mm
Total Length	830 mm
Num. of Pedals for Max. Height	25
Wheel Dia.	100 mm
Weight	47 kg

ATP 300



Capacity	300 kg
Min. Table Height	340 mm
Max. Table Height	900 mm
Lifting Distance	560 mm
Table Dimensions	855x500x50 mm
Total Height	970 mm
Total Length	925 mm
Num. of Pedals for Max. Height	32
Wheel Dia.	127 mm
Weight	85.5 kg

ATP 500



Capacity	500 kg
Min. Table Height	340 mm
Max. Table Height	900 mm
Lifting Distance	560 mm
Table Dimensions	855x500x50 mm
Total Height	970 mm
Total Length	925 mm
Num. of Pedals for Max. Height	45
Wheel Dia.	127 mm
Weight	89.5 kg

ATP 800



Capacity	800 kg
Min. Table Height	420 mm
Max. Table Height	1000 mm
Lifting Distance	580 mm
Table Dimensions	1000x510x55 mm
Total Height	996 mm
Total Length	1150 mm
Num. of Pedals for Max. Height	70
Wheel Dia.	150 mm
Weight	124 kg

ATP 1500



Capacity	1500 kg
Min. Table Height	420 mm
Max. Table Height	1000 mm
Lifting Distance	580 mm
Table Dimensions	1220x610x60 mm
Total Height	962 mm
Total Length	1379 mm
Num. of Pedals for Max. Height	70
Wheel Dia.	150 mm
Weight	125 kg

ATDP 350



Capacity	350 kg
Min. Table Height	350 mm
Max. Table Height	1300 mm
Lifting Distance	950 mm
Table Dimensions	910x500x50 mm
Total Height	970 mm
Total Length	980 mm
Num. of Pedals for Max. Height	60
Wheel Dia.	127 mm
Weight	114 kg

DOUBLE SCISSORS

ATDP 800



Capacity	800 kg
Min. Table Height	475 mm
Max. Table Height	1500 mm
Lifting Distance	1025 mm
Table Dimensions	1220x610x60 mm
Total Height	962 mm
Total Length	1375 mm
Num. of Pedals for Max. Height	70
Wheel Dia.	150 mm
Weight	166 kg

DOUBLE SCISSORS

CARGO TROLLEYS

LIGHT AND DURABLE

FOLDABLE SYSTEM

HIGH STABILITY



ATYA150

Capacity	150 kg
Width	480 mm
Length	735 mm
Height	820 mm
Weight	7.6 kg



ATYA300

Capacity	300 kg
Width	610 mm
Length	900 mm
Height	870 mm
Weight	14 kg



Foldable handles



360° rotatable rear wheels

HEAVY DUTY MACHINE TROLLEYS

LOW PROFILES

CRROSION AND SCRATCH RESISTANT

WHEELS DONT DAMAGE FLOOR, LEAVES NO TRACE

ATYA 8

	X4	Y4
Wheel Quantity	4 pcs	4 pcs
Touching Face Size	150 mm	130 x 130 mm
Handle Length Adjustable Scope	1020 mm	300 - 1000 mm
Dimensions	230 x 230 x 110 mm	170 x 130 x 110 mm
Capacity per Set	4 Ton + 2 Ton + 2 Ton = 8 Ton	
Weight	28 kg	

ATYA 16

	X8	Y8
Wheel Quantity	8 pcs	8 pcs
Touching Face Size	160 mm	200 x 160 mm
Handle Length Adjustable Scope	1300 mm	400 - 1300 mm
Dimensions	530 x 420 x 110 mm	200 x 200 x 110 mm
Capacity per Set	8 Ton + 4 Ton + 4 Ton = 16 Ton	
Weight	72 kg	



ATYA 24

	X12	Y12
Wheel Quantity	12 pcs	12 pcs
Touching Face Size	180 mm	220 x 180 mm
Handle Length Adjustable Scope	1300 mm	400-1300 mm
Dimensions	750 x 540 x 110 mm	280 x 200 x 110 mm
Capacity per Set	12 Ton + 6 Ton + 6 Ton = 24 Ton	
Weight	100 kg	

ATYA 36

	X18	Y18
Wheel Quantity	18 pcs	18 pcs
Touching Face Size	200 mm	280 x 200 mm
Handle Length Adjustable Scope	1470 mm	400 - 1500 mm
Dimensions	760 x 620 x 110 mm	300 x 280 x 110 mm
Capacity per Set	18Ton + 9 Ton + 9 Ton = 36 Ton	
Weight	138 kg	

ATYA 48

	X24	Y24
Wheel Quantity	12 pcs	12 pcs
Touching Face Size	220 mm	330 x 200 mm
Handle Length Adjustable Scope	1500 mm	600 - 2000 mm
Dimensions	882 x 684 x 162 mm	230 x 330 x 162 mm
Capacity per Set	24 Ton + 12 Ton + 12 Ton = 48 Ton	
Weight	240 kg	

ATYA 64

	X32	Y32
Wheel Quantity	16 pcs	16 pcs
Touching Face Size	250 mm	420x220 mm
Handle Length Adjustable Scope	1760 mm	800-2000 mm
Dimensions	1103 x 690 x 169 mm	230 x 420 x 169 mm
Capacity per Set	32 Ton + 16 Ton + 16 Ton = 64 Ton	
Weight	310 kg	



FOOT PUMP

PRACTICAL FOOT BRAKE

ADJUSTABLE FORK WIDTH

ATMI 1016

Capacity	1 Ton
Max. Lifting Height	1600 mm
Min. Fork Height	90 mm
Fork Width	300-850 mm
Fork Length	1000 mm
Total Length	1500 mm
Total Height	2100 mm
Min. Total Height	1500 mm
Total Width	865 mm
Load Center Distance	400 mm
Turning Radius	1250 mm
Weight	255 kg



FOOT PUMP

PRACTICAL FOOT BRAKE

TWO-STAGE LIFT

ADJUSTABLE FORK WIDTH

ATMI 1025

Capacity	1 Ton
Max. Lifting Height	2500 mm
Min. Fork Height	90 mm
Fork Width	300-850 mm
Fork Length	1000 mm
Total Length	1500 mm
Total Height	1810 mm
Min. Total Height	1500 mm
Total Width	865 mm
Load Center Distance	400 mm
Turning Radius	1250 mm
Weight	355 kg



FOOT PUMP

PRACTICAL FOOT BRAKE

ADJUSTABLE FORK WIDTH

ATMI 1516

Capacity	1.5 Ton
Max. Lifting Height	1600 mm
Min. Fork Height	90 mm
Fork Width	300-850 mm
Fork Length	1000 mm
Total Length	1500 mm
Total Height	2100 mm
Min. Total Height	1500 mm
Total Width	865 mm
Load Center Distance	400 mm
Turning Radius	1250 mm
Weight	290 kg



ATLAS PRO 300 KG
DÜKKÂN LERİNE
HAFİFLETTİRİR

ATLAS PRO
Dükkânları Hafifletir
Max. Kapasite: 300KG

**KL PRO III****HİKOKI****FUSION****KL ECO III**

CITY	SERVICE NAME	ADDRESS	TELEPHONE
Adana	Erol Teknik	Ulu Camii Mah. 25020 Sok.No:6/B Seyhan	(533) 362-2415
Afyonkarahisar	Kardeş Bobinaj Elektrik	Veysel Karani Mah.1135 Sokak No:26/A Merkez	(532) 397-7904
Ağrı	Mak-Tek Servis	Kağızman Cad. Bülbül Sokak No: 52 Merkez	(537) 649-4170
Aksaray	Çelikler Hırdavat	Bahçesaray Mah.211.Cad. 6/F No:15	(533) 497-3305
Ankara	Anı Makina	1199 Sokak No:28 Ostim Yeni Mahalle	(312) 354-7624
Ankara	Aydemir Bobinaj	1178.Sk (2. Sok.) No:89 Ostim Yeni Mahalle	(312) 354-2928
Ankara	Gazi Teknik	Taştop Sokak No:75/A Siteler Altındağ	(312) 348-7989
Antalya	Antmak Elek.Bobinaj	Şafak Mah. Akdeniz San.Sit.5025 Sok. No:7 Kepez	(546) 203-3518
Antalya	Çağ-Tek Makina	Cumhuriyet Mah.Eski San.Sit.664.Sk. No:29 Muratpaşa	(242) 343-2931
Aydın	Enerji Teknik Bobinaj	Yeni Mah. Atatürk Bulvarı No:204/B Didim	(256) 811-4370
Aydın	Özen Bobinaj	Ata Mah. Tepecik Bulvarı No: 39 Efeler	(256) 227-0707
Balıkesir	Emek Bobinaj	17 Eylül Mahallesi Ş.İlhan Güncan Cad.No:20/B Bandırma	(536) 893-7289
Balıkesir	Karesi Kaynak Merkezi	Paşaalani Mah. 31-46 Sk. No:15/A Karesi	(533) 200-1721
Bilecik	Aea Arslan Mühendislik	Hürriyet Mah. Küçük Sanayi Sitesi 1.Etap 2.Sokak No:14	(228) 212-3535
Bingöl	Ümit Bobinaj	Ş.Mustafa Gündoğdu Mah. Bayındırlık Cad. No:38 Merkez	(544) 842-5800
Bolu	Garanti Bobinaj	Sanayi Sitesi 28.Blok No:2 Merkez	(374) 215-5123
Bursa	Cantürkler Bobinaj	Üçevler Mah.48.(220) Sokak Küçük Sanayi Parçacılar Sitesi Blok No: 77-1 Nilüfer	(224) 441-4849
Bursa	Çağ Teknik Bobinaj	Mahmudiye Mah. Ertuğrulgazi Cad. Armağan Sok. No:21 İnegöl	(224) 715-5737
Bursa	Güney Kaynak	Üçevler Sanayi Sitesi 65.Sokak No:5 Nilüfer	(224) 363-1444
Bursa	Sefa Bobinaj	Tavşanlı Mah.Şht.Kemal Köse Sokak No:21 Karacabey	(505) 901-0720
Çanakkale	Ovalı Bobinaj	Hamdibey Mah.İstiklal Cad. No:160 Biga	(286) 316-6550
Çorum	Emek Bobinaj	Küçük San. Sit. 23. Cad.No:5/C Merkez	(364) 234-6884
Denizli	Örsler Bobinaj	Saraylar Mah. 171 Sok. Sedef Çarşısı No: 1/C Merkez Efendi	(258) 261-4274
Diyarbakır	Gama Elektrik	S.Eyyübi Mah. Urfa Yolu Üzeri Kale Koop. B Blok Altı No:33/B Bağlar	(412) 237-3158
Düzce	Berke Makina	Kültür Mah. 793 Sok. No:10 Merkez	(380) 524-8383
Düzce	Beş Yıldız Servis Hizmetleri	Kültür Mah.Eski San.Çarşısı 792.Sok No:27 Merkez	(380) 514-7056
Edirne	Eray Bobinaj	Küçük Sanayi Sitesi 4. Blok No: 14 Merkez	(284) 225-2692
Elazığ	Kalender Bobinaj	Sanayi Sitesi 11. Sok. No:46 Merkez	(424) 224-8501
Erzincan	Bakırçioğlu Elektrik Makine	Gülabbey Mah. Şehit Kenan Ardicı Cad. No:44/A Merkez	(446) 223-0959
Erzurum	Tolga Makine	Bakırçı Mah. Cennet Çeşme Sk.Yaşam Apt. No:6/E Merkez	(442) 235-6364
Eskişehir	Bukay Elektrik	Kırmızı Toprak Mah.Ercan Sokak No:69/A	(850) 220-5312
Gaziantep	Özdemir Bobinaj - Nusret Özdemir	Aydın Baba Mah.İlk Belediye Başkan Caddesi No 2/B Şahinbey	(342) 232-2281
Gaziantep	Umut Servislik Hizmetleri	Düztepe Mah. Ömer Battal Cad.No:49 Şahinbey	(342) 231-1733
Hatay	Bal Bobinaj	Yeni Sanayi Sitesi 5.Cadde 51/B Blok No:7 Antakya	(532) 693-6866
Hatay	Özdemir Bobinaj	Muradiye Mah. 320/1 Sokak No:29 İskenderun	(326) 616-5254
İstanbul	Altek Mekatronik	İçmeler Mah.Altunay Sok.No:1/A Tuzla	(216) 494-0343
İstanbul	Arç Makina Teknik Servis	İkitelli O.S.B. Demiroiler Sanayi Sitesi A/1 Blok No:3C Başakşehir	(212) 548-2400
İstanbul	Aygün Havalı Teknik	Tersane Cad. Samur Sok.Tiryakioğlu İş Hanı No: 9/2 Karaköy	(212) 253-6346
İstanbul	Ay-Par Elektrik	Sefaköy Fevzi Çakmak Mah.Ahmet Kocabiyyık Sk. No:23-C K.Çekmece	(212) 580-9639
İstanbul	Birlik Elektromekanik	Perpa Ticaret Merkezi B Blok Kat:4 No:318 Okmeydanı	(212) 222-9418
İstanbul	Eminoğlu Makina	Merve Mah.Halife Cad.No:77/A Yenidoğan Sancaktepe	(216) 311-1241
İstanbul	Ermak Grup Teknik Servis	Altınşehir Mah.Alemdağ Cad.No:626/A Ümraniye	(216) 540-4628
İstanbul	Fırat Dış Tic.Ltd.Şti	Tersane Cad. Zincirli Han Sok. Eyyübi Han No:3/A Karaköy	(212) 252-9343
İstanbul	Kardeşler Elektrik Bobinaj	Gürsel Mah. Kağıthane Cad.No:34/A Kağıthane	(212) 224-9754
İstanbul	Nur Elektromekanik	Gürpınar Mah. Durusu Cad.Beyza Apt. No:2A Beylikdüzü	(534) 491-7041
İstanbul	Osga Bobinaj	Ali Paşa Mah.Fatih Sultan Mehmet Cad.Sancak Özsoy San.Sit.No:6/49 Silivri	(541) 362-2940
İstanbul	Sevnur Bobinaj	Esenşehir Mah. Nato Yolu Cad. No:185/A Dudullu Osb Ümraniye	(216) 527-8767
İstanbul	Sevnur Bobinaj (Şube)	Kemal Türker Mah. Ozmangazi Cad. No :47/A Sancaktepe	(216) 622-4564
İstanbul	Trk Makina Bobinaj	Altay Çeşme Mah. Bağdat Cad.Adalı Sk.No: 8/ B Maltepe	(216) 305-4443
İstanbul	Turanmak Makine	Kavacık Mah.Özgür Cad.No:8/A Beykoz	(216) 425-6788
İstanbul	Zirve Teknik	Turgut Reis Mah. Fatih Bulvarı No:394/C Sultanbeyli	(216) 419-2433
İzmir	İrfan Bobinaj	1310 Sk. No:41/B Çankaya Konak	(232) 425-3549
İzmir	Kent Bobinaj	Küçük Çiğli Mah. Ata Sanayi Sitesi 8780/33 Sok. No:50 Çiğli	(232) 328-1033
İzmir	Ulusal Teknik Servis	Gıda Çarşısı Baltalı İş Merkezi 1203 Sk. No:18-C Konak Yenişehir	(232) 469-3533
Kahramanmaraş	Bayram Bobinaj	Yavuz Selim Mah.Yeni San. Sit.73004.Cad.No:31/A Dulkadiroğlu	(344) 231-0826
Karabük	Damla Elektrik Bobinaj	Hürriyet Mah. Aktaş Cad. No: 17/B Merkez	(370) 412-7700
Karaman	Mechanic Elektrik Bobinaj	Hamidiye Mah. 735.Sokak No:2 Merkez	(545) 965-4209
Kastamonu	Teknik Bobinaj	İnönü Mah. İnebolu Cad.Sanayi Çarşısı No:132 Merkez	(366) 212-6226
Kayseri	Akın Elektrik Bobinaj	Ambar Ağaç İşleri Mah.29.Cad.No:84 Melikgazi	(352) 311-4174
Kayseri	Akın Elektrik	Sanayi Mah.6005.Cad.No:8/D Kocasinan	(352) 336-4123

YETKİLİ SERVİSLER



CITY	SERVICE NAME	ADDRESS	TELEPHONE
Kocaeli	Efe Elektrik Bobinaj	Sanayi Mah. İzmit Sanayi Sitesi 14 Cad. 12.Blok No:11 İzmit	(262) 335-1894
Kocaeli	Gülsoy Bobinaj	Sultan Orhan Mah. İlyasbey Cad.1111. Sok No: 5/1 Gebze	(262) 646-9249
Konya	Sözenler Bobinaj	Fevzi Çakmak Mah. Kombassan Dükkanları 10562.Sk. No:8 Karatay	(332) 342-6318
Kütahya	Kudret Bobinaj	Fuat Paşa Mah.Yeni Sanayi Sitesi 19.Sok. No:30 Merkez	(537) 976-7904
Mardin	Teknik Makina	Ravza Cad.46.Sk. Kanza Çarşısı 2.Kısım B/Blok Altı Zemin No:39 Artuklu	(542) 424-1819
Mersin	ABC Mekatronik	Siteler Mah.Sanayi Sitesi 5682 Sk.No:3/B Akdeniz	(542) 667-2941
Mersin	Coşkun Bobinaj	Siteler Mah. 5678 Sokak.Sanayi Sitesi G-31 Blok No:4/K Akdeniz	(324) 337-3161
Mersin	Flaş Hırdavat	Siteler Mah. San. Sit. 159.Cad. No:4/D Akdeniz	(324) 336-0232
Nevşehir	Aken Elektrik	Yeni San. Sit. 8. Blok No:49 Merkez	(384) 213-1996
Niğde	Emek Motor	Eski San. Sit. 1.Blok No: 2 Merkez	(388) 232-8359
Ordu	Uzman Teknik	Karapınar Mah. 2.San.Sit.1153.Sok.No:15/A Merkez	(452) 232-1061
Rize	Çemberci Bobinaj	Engindere Mah. Sanayi Sitesi F Blok No: 20 Merkez	(464) 217-4500
Sakarya	2V Mekatronik	Güney Mobilyacılar San.Sit. 1288 Sk.No:11/A Erenler	(264) 666-1819
Samsun	Akış Bobinaj	Sanayi Sitesi Ulus Cad. No:31/B Merkez	(362) 238-0723
Samsun	Güven Bobinaj Atölyesi	Eski Sanayi Sitesi 29.Sok. No:6 Canik	(362) 228-8396
Sivas	Bayraktar Elektrik	Camii Kebir Mah. Mahkeme Çarşısı Cad. No: 40/C Merkez	(346) 221-4755
Şanlıurfa	Ay Elektrik	Kadioğlu Mah.Vali Fuat Cad. Samsat Kapı Avşaroğlu Garajı No:7 Eyyübiye	(414) 215-7476
Tekirdağ	Birkan Teknik	Şeyhsinan Mah. Ereğli Sok.Kılavuz İş Hanı No:2 Çorlu	(282) 654-5091
Tekirdağ	Çetin Elektrik Bobinaj	100. Yıl Mah. Mehmet İlhan Sokak No:12/1C Süleymanpaşa	(282) 263-8660
Tekirdağ	Özyıl Elektrik	Gazi Osman Paşa Mah. Aliağa Sokak No:4A Çerkezköy	(282) 726-6704
Tokat	Çetin Elektrik Bobinaj	Sanayi Sitesi Cami Altı No: 22 Merkez	(356) 214-6307
Trabzon	Saran Bobinaj	Değirmendere Mah.Rize Cad.Altın Sk. No:6 Ortahisar	(533) 479-1232
Van	Kutlu Elektronik Ve Bobinaj	Ercişli Emrah Sokak Alçekiç Psj.No:20 İpekyolu	(432) 214-8313
Yalova	Umut Makine	Devlet Yolu Altı Mevkii 10.Sokak Kapı No:2 Daire No:22 Altınova	(537) 628-4512
Yozgat	Genbak A.Ş. Motorlu Araçlar	100Yıl San.Sit. 8/A Blok No:2 Merkez	(354) 212-1970
Zonguldak	Aytekin Elektrik	Kışla San. Sit. I Blok No: 24 Karadeniz Ereğli	(372) 316-3971



CITY	SERVICE NAME	ADDRESS	TELEPHONE
Ankara	Enerji Çelik Halat Hırdavat	Ostim 1201 Cad.No:2/1-A YeniMahalle	(312) 354-9286
Çorum	Emek Bobinaj	Küçük San. Sit. 23. Cad.No:5/C Merkez	(364) 234-6884
Denizli	Örsler Bobinaj	Saraylar Mah. 171 Sok. Sedef Çarşısı No: 1/C Merkez Efendi	(258) 261-4274
İstanbul	Atabay Makina Hırdavat	Evliya Çelebi Mah.Mevlana Sokak No:10/A Tuzla	(536) 570-8223
İstanbul	Marca Çelik Halat Sistemleri	Dudullu Osb. Des San.Sit.107.Sok. No:34 Ümraniye	(216) 466-4804
İstanbul	Marif Vinç	Topçular Mah. Demirkapı Cad.Paşmakçı San.Sit. No:20/6 Eyüp	(212) 481-1966
İzmir	Ulusal Teknik Servis	Gıda Çarşısı Baltalı İş Merkezi 1203 Sk. No:18-C Konak Yenisehir	(232) 469-3533
Sakarya	2V Mekatronik	Güney Mobilyacılar San.Sit. 1288 Sk.No:11/A Erenler	(264) 666-1819
Samsun	Akış Bobinaj	Sanayi Sitesi Ulus Cad. No:31/B Merkez	(362) 238-0723
Yalova	Altınova Teknik	Devlet Yolu Üzeri Cad.No: 12/1 Altınova	(226) 461-3525