











Master of Power, Power of Master!

**PROFESSIONAL  
POWER TOOLS**


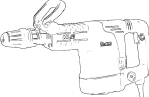


**CORDLESS TOOLS 04-23**

	CORDLESS DRIVERS / DRILLS	04
	CORDLESS MULTI SET	06
	CORDLESS MULTI SET ACCESSORIES	06
	CORDLESS DRIVERS / DRILLS	07
	CORDLESS IMPACT DRIVERS / DRILLS	08
	CORDLESS IMPACT DRIVERS	10
	CORDLESS HAMMER DRILL	11
	CORDLESS POLISHER	11
	CORDLESS IMPACT WRENCH	12
	CORDLESS CAULKING GUN	13
	CORDLESS ANGLE GRINDER	14
	CORDLESS HEAT GUN	15
	CORDLESS JIGSAW	15
	CORDLESS RECIPROCATING SAW	16
	CORDLESS CIRCULAR SAW	16
	CORDLESS ORBITAL SANDERS	17
	CORDLESS MULTI TOOL	17
	CORDLESS TACKERS (STAPLER/NAILER)	18
	CORDLESS GREASE GUN	18
	CORDLESS LAWN MOWER	19
	CORDLESS GRASS TRIMMER	19
	CORDLESS CHAIN SAW	20
	BRUSHLESS CORDLESS CHAIN SAW	20
	CORDLESS HEDGE TRIMMERS	21
	CORDLESS RECIPROCATING SAW (TWIG CUTTING)	22
	BRUSHLESS CORDLESS PRUNNER	22
	CORDLESS LEAF BLOWER	23
	CHARGERS	23
	EXTENSION APPARATUS	23
	LI-ION BATTERIES	23

**LASERS 24-27**

	CROSS LINE LASERS	24
	OPTICAL LEVEL	26
	CROSS LINE LASERS ACCESSORIES	26
	LASER MEASURERS	27
	TRIPOD	27

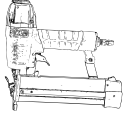



**POWER TOOLS 28-55**

	DRILLS	28
	DRYWALL SCREWDRIVER	28
	MAGNETIC DRILL	28
	IMPACT DRILLS	29
	IMPACT WRENCH	29
	HAMMER DRILLS (SDS-PLUS)	30
	HAMMER DRILLS	31
	DEMOLITION HAMMERS	32
	CARRYING TROLLEY	33
	ANGLE GRINDERS	34
	GRINDERS	36
	DIE GRINDERS	37
	DRYWALL SANDER	37
	POLISHERS	38
	CUT-OFF MACHINE	38
	WALL CHASER	39
	MULTI TOOL	39
	BENCH GRINDERS	39
	JIG SAWS	40
	RECIPROCATING SAWS	40
	CIRCULAR SAWS	41
	MARBLE SAW	41
	PLANER	41



**POWER TOOLS 42-55**

	ROUTERS	42
	HANDHELD ROUTER	42
	BLOWER	42
	HEAT GUN	43
	RANDOM ORBIT AND VIBRATING SANDERS	43
	MITER SAWS	44
	MIXERS	45
	WELDING MACHINES	46
	INVERTER MIG - TIG WELDING MACHINES	47
	INVERTER GAS - NO GAS WELDING MACHINE	49
	INVERTER PLASMA CUTTING MACHINE	49
	AIR COMPRESSORS	50
	SILENT COMPRESSORS	51
	HIGH PRESSURE WASHERS	52
	ELECTRIC HOISTS	53
	SOLDERING IRONS	54
	SOLDERING GUN	54
	PAINT SPRAY GUNS	55
	GLUE GUN	55
	ELECTRIC TACKERS (STAPLER/NAILER)	55



**AIR TOOLS 56-63**

	AIR NAILERS	56
	AIR NAILER / STAPLER	56
	AIR STAPLERS	57
	AIR IMPACT WRENCHES	58
	AIR IMPACT WRENCH SET	58
	AIR RATCHET WRENCH	59
	AIR SCREWDRIVER	59
	AIR DRILL	59
	AIR HAMMER & CHISEL KIT	59
	AIR DIE GRINDER	60
	AIR RANDOM ORBITAL SANDER	60
	AIR ANGLE GRINDER	60
	AIR RIVETER	60
	AIR GREASE GUN	61
	AIR CAULKING GUN	61
	AIR SPRAY GUNS	62
	AIR SPRAY GUNS	62
	AIR TEXTURE PAINT SPRAY GUN	63
	AIR BLOWING GUN	63
	AIR WASHING GUN	63
	TYRE CHUCK	63
	PU AIR HOSES	63



**WATER PUMPS 64-68**

	SUBMERSIBLE PUMP (CLEAN WATER)	64
	SUBMERSIBLE PUMP (DIRTY WATER)	64
	SUBMERSIBLE PUMP (DIRTY & CLEAN WATER)	64
	STAINLESS STEEL SUBMERSIBLE PUMP (CLEAN WATER)	64
	STAINLESS STEEL SUBMERSIBLE PUMP (DIRTY WATER)	65
	VIBRATION PUMP	65
	GARDEN PUMPS	65
	GARDEN PUMP - STAINLESS	66
	SUBMERSIBLE SEWAGE PUMPS	66
	AUTOMATIC PUMPS	67
	MINI AUTOMATIC PUMP	67
	CIRCULATING PUMPS	68





**CHEMICAL GROUP 70-72**

	SUPER GLUE	70
	CHEMICAL ANCHOR	70
	THREADLOCKER	71
	RETAINING COMPOUND	72
	PIPE SEALANT	72

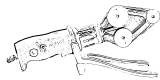

**TOOL BAGS 74-78**

	TOOL VEST	74
	SMALL SIZE CARRYING BAG	74
	MEDIUM SIZE CARRYING BAG	74
	LARGE SIZE CARRYING BAG	75
	MULTIPLE POCKET TOOL CARRYING BAG	75
	HALF OPEN CARRYING BAG WITH PLASTIC BASE	75
	TOOL CARRYING BAG WITH PLASTIC BASE	75
	HEAVY DUTY TOOL CARRYING BAG	76
	BACKPACK	76
	HEAVY DUTY BACKPACK	76
	HEAVY DUTY WHEELED BACKPACK	77
	TECHNICIAN TOOL BAG	77
	WAIST TOOL CARRYING BAG	77
	WAIST TOOL BAG FOR DRILLS	77
	MAGNETIC WRISTBAND	78
	WRIST TOOL BAG FOR BELT	78
	ROLL UP WRENCH HOLDER POUCH	78




**ACCESSORIES 81-87**

	SDS-PLUS DRILL BITS	81
	SDS-PLUS DRILL BITS - 4 CUTTING	82
	SDS-MAX DRILL BITS	83
	SDS-PLUS CHISELS	84
	SDS MAX CHISELS	84
	28 MM HEXAGONAL CHISELS	84
	DRIVER BITS SET	85
	CONCRETE DRILL BIT SET	85
	DRILL & DRIVER SET	85
	STAPLES	86
	NAILS	86
	BLADES	87

**FUSION 90-94**

	PP PIPE WELDING MACHINES	90
	PLASTIC PIPE CUTTER	93
	STANDS	93
	WELDING SOCKETS	94
	WELDING SOCKET SET	94
	PIPE REPAIR SETS	94

**KLECO 96-100**

	CORDLESS IMPACT DRIVERS & DRILLS	96
	IMPACT DRILLS	97
	HAMMER DRILLS	97
	ANGLE GRINDER	97
	ADJUSTABLE SPEED ANGLE GRINDER	97
	POLISHER	98
	GRINDERS	98
	MINI GRINDER	98
	CORDLESS GLUE GUN	98
	SANDER	99
	JIG SAW	99
	CIRCULAR SAW	99
	HEAT GUN	99
	LASER MEASURER	99
	WELDING MACHINE	100
	MIXER	100
	CHARGERS	100
	LI-ION BATTERIES	100

**CORDLESS DRIVERS / DRILLS**



- 44 PCS DRIVER BITS
- SET LOCKED BIT HOLDER
- ROTATABLE HANDLE
- LED FLASHLIGHT

**KLNM3613**

Electronic / Right-Left	<input checked="" type="checkbox"/>
Battery	3.6 V / 1.5 Ah Li-Ion
Max. Torque	3.5 Nm
No-load Speed	200 rpm
Drill Chuck	1/4" (6.35 mm)
Torque Setting	6+1
Carrying Case	<input checked="" type="checkbox"/>



- 25 PCS ACCESSORY SET
- PLASTIC CARRYING CASE

**KLNM3820**

Electronic / Right-Left	<input checked="" type="checkbox"/>
Battery	3.6 V / 2.0 Ah Li-Ion
Max. Torque	5 Nm
No-load Speed	290 rpm
Drill Chuck	1/4" (6.35 mm)
Torque Setting	4
Carrying Case	<input checked="" type="checkbox"/>

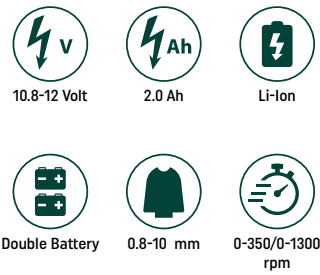


**KLDAM1020**

Electronic / Right-Left	<input checked="" type="checkbox"/> / <input checked="" type="checkbox"/>
Battery	10.8-12 V / 2.0 Ah Li-Ion
Max. Torque	12 Nm
No-load Speed	0-500 rpm
Drill Chuck	10 mm
Carrying Case / Double Battery	<input checked="" type="checkbox"/> (Bag) / <input checked="" type="checkbox"/>



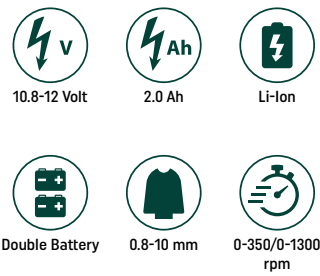
CORDLESS DRIVERS / DRILLS



- EXCHANGEABLE CHUCK SYSTEM
- STANDART ACCESSORIES
- 12 PCS BIT SET

### KLN1020

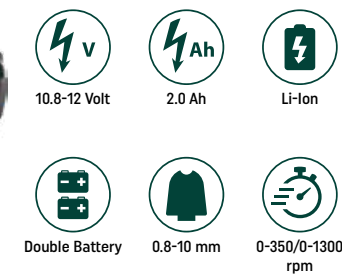
Electronic / Right-Left	✓ / ✓
Battery	10.8-12 V / 2.0 Ah Li-Ion
Max. Torque	30 Nm
No-load Speed	0-350/0-1300 rpm
Drill Chuck	0.8-10 mm
Torque Setting	19+1
Carrying Case / Double Battery	✓ / ✓



- EXCHANGEABLE CHUCK SYSTEM
- STANDART ACCESSORIES
- 12 PCS BIT SET

### KLN1020H

Electronic / Right-Left	✓ / ✓
Battery	10.8-12 V / 2.0 Ah Li-Ion
Max. Torque	30 Nm
No-load Speed	0-350/0-1300 rpm
Drill Chuck	0.8-10 mm
Torque Setting	19+1
Carrying Case / Double Battery	✓ / ✓



- EXCHANGEABLE CHUCK SYSTEM
- CORNER & EDGE SCREWING ADAPTER
- STANDART ACCESSORIES
- 12 PCS BIT SET

### KLN1020S

Electronic / Right-Left	✓ / ✓
Battery	10.8-12 V / 2.0 Ah Li-Ion
Max. Torque	30 Nm
No-load Speed	0-350/0-1300 rpm
Drill Chuck	0.8-10 mm
Torque Setting	19+1
Carrying Case / Double Battery	✓ (Bag) / ✓

## CORDLESS MULTI SET



### Impact Driver / Drill

Max. Torque	25 Nm
Torque Setting	20+3
Drill Chuck	10 mm
Gear	2



### Daire Testere

No-load Speed	0-4000 rpm
Blade Dia.	85 mm
Max. Cutting Depth	15 mm



### Jig Saw

No-load Speed	2200 rpm
Stroke length	15 mm



### Multi Tool

No-load Speed	0-16000 rpm
---------------	-------------

Voltaj



18 Volt

Amper



2.0 Ah

Akü



Li-Ion



Double Battery

## KLMS18-20

Electronic	<input checked="" type="checkbox"/>
Battery	18 V / 2.0 Ah Li-Ion
Carrying Case / Double Battery	<input checked="" type="checkbox"/> (Bag) / <input checked="" type="checkbox"/>



## CORDLESS MULTI SET ACCESSORIES



### KLMST01 Reciprocating Saw

No-load Speed	0-3000 rpm
Stroke	22 mm
Cutting Capacity	Wood: 100 mm Metal: 6 mm



### KLMH03 Air Compressor

Working Pressure	10 Bar
------------------	--------



### KLMSV04 Impact Driver

No-load Speed	0-2600 rpm
Max. Torque	180 Nm



### KLMSF02 Router

No-load Speed	0-7000 rpm
---------------	------------



### KLMSZ04 Sander

No-load Speed	0-9000 rpm
Disc Diameter	150x150x95 mm

CORDLESS DRIVER / DRILLS



Carrying Case



KLC240 (2.4 A)  
Charger



KLC450 (4.5 A)  
Charger



Batteries

<b>KLNM18-00</b>	<b>Bare Tool</b> (With Case)
<b>KLNM18-20</b>	<b>2.0 Ah</b> (2 x KLA1820 Battery) (1 x 2.4 A Charger)
<b>KLNM18-50</b>	<b>5.0 Ah</b> (2 x KLA1850 Battery) (1 x 4.5 A Charger)
<b>KLNM18-80</b>	<b>8.0 Ah</b> (2 x KLA1880 Battery) (1 x 4.5 A Charger)



18 Volt



0-350/0-1200  
rpm



2-13 mm

## KLNM18

Electronic / Right-Left	<input checked="" type="checkbox"/> / <input checked="" type="checkbox"/>
Battery	18 V
Max. Torque	45 Nm
No-load Speed	0-350/0-1200 rpm
Drill Chuck	2-13 mm
Torque Setting	19+1
Carrying Case	<input checked="" type="checkbox"/>



Carrying Case



KLC240 (2.4 A)  
Charger



KLC450 (4.5 A)  
Charger



Batteries

<b>KLNM18B-00</b>	<b>Bare Tool</b> (With Case)
<b>KLNM18B-20</b>	<b>2.0 Ah</b> (2 x KLA1820 Battery) (1 x 2.4 A Charger)
<b>KLNM18B-50</b>	<b>5.0 Ah</b> (2 x KLA1850 Battery) (1 x 4.5 A Charger)
<b>KLNM18B-80</b>	<b>8.0 Ah</b> (2 x KLA1880 Battery) (1 x 4.5 A Charger)



**BRUSHLESS**



18 Volt



0-500/0-1800  
dev/dk



2-13 mm

## KLNM18B

Electronic / Right-Left	<input checked="" type="checkbox"/> / <input checked="" type="checkbox"/>
Battery	18 V
Max. Torque	60 Nm
No-load Speed	0-500/0-1800 rpm
Drill Chuck	2-13 mm
Torque Setting	19+1
Carrying Case	<input checked="" type="checkbox"/>

## CORDLESS IMPACT DRIVERS / DRILLS



Carrying Case



KLC240 (2.4 A)  
Charger



KLC450 (4.5 A)  
Charger



Batteries



18 Volt



0-350/0-1200  
rpm



2-13 mm

<b>KLDM18-00</b>	<b>Bare Tool</b> (With Case)
<b>KLDM18-20</b>	<b>2.0 Ah</b> (2 x KLA1820 Battery) (1 x 2.4 A Charger)
<b>KLDM18-50</b>	<b>5.0 Ah</b> (2 x KLA1850 Battery) (1 x 4.5 A Charger)
<b>KLDM18-80</b>	<b>8.0 Ah</b> (2 x KLA1880 Battery) (1 x 4.5 A Charger)

### KLDM18

Electronic / Right-Left	<input checked="" type="checkbox"/> / <input checked="" type="checkbox"/>
Battery	18 V
Max. Torque	45 Nm
No-load Speed	0-350/0-1200 rpm
Impact Rate	0-6000/0-20000 /min
Drill Chuck	2-13 mm
Torque Setting	16+3
Carrying Case	<input checked="" type="checkbox"/>



Carrying Case



KLC240 (2.4 A)  
Charger



KLC450 (4.5 A)  
Charger



Batteries



**BRUSHLESS**



18 Volt



0-500/0-1800  
rpm



2-13 mm

<b>KLDM18B-00</b>	<b>Bare Tool</b> (With Case)
<b>KLDM18B-20</b>	<b>2.0 Ah</b> (2 x KLA1820 Battery) (1 x 2.4 A Charger)
<b>KLDM18B-50</b>	<b>5.0 Ah</b> (2 x KLA1850 Battery) (1 x 4.5 A Charger)
<b>KLDM18B-80</b>	<b>8.0 Ah</b> (2 x KLA1880 Battery) (1 x 4.5 A Charger)

### KLDM18B

Electronic / Right-Left	<input checked="" type="checkbox"/> / <input checked="" type="checkbox"/>
Battery	18 V
Max. Torque	60 Nm
No-load Speed	0-500/0-1800 rpm
Impact Rate	0-28800 /min
Drill Chuck	2-13 mm
Torque Setting	20+3
Carrying Case	<input checked="" type="checkbox"/>

**CORDLESS IMPACT DRIVERS / DRILLS**



Carrying Case



KLC240 (2.4 A)  
Charger



KLC450 (4.5 A)  
Charger



Batteries

<b>KLDM18BH-00</b>	<b>Bare Tool</b> (With Case)
<b>KLDM18BH-20</b>	<b>2.0 Ah</b> (2 x KLA1820 Battery) (1 x 2.4 A Charger)
<b>KLDM18BH-50</b>	<b>5.0 Ah</b> (2 x KLA1850 Battery) (1 x 4.5 A Charger)
<b>KLDM18BH-80</b>	<b>8.0 Ah</b> (2 x KLA1880 Battery) (1 x 4.5 A Charger)



**BRUSHLESS**



18 Volt



0-550/0-2000  
rpm



2-13 mm

**KLDM18BH**

Electronic / Right-Left	✓ / ✓
Battery	18 V
Max. Torque	70 Nm
No-load Speed	0-550/0-2000 rpm
Impact Rate	0-8800/0-32000 /min
Drill Chuck	2-13 mm
Torque Setting	20+3
Carrying Case	✓



Carrying Case



KLC240 (2.4 A)  
Charger



KLC450 (4.5 A)  
Charger



Batteries

**NEW**



**BRUSHLESS**



18 Volt



0-550/0-2200  
rpm



2-13 mm

**KLDM18BHX**

<b>KLDM18BHX-00</b>	<b>Bare Tool</b> (With Case)
<b>KLDM18BHX-20</b>	<b>2.0 Ah</b> (2 x KLA1820 Battery) (1 x 2.4 A Charger)
<b>KLDM18BHX-50</b>	<b>5.0 Ah</b> (2 x KLA1850 Battery) (1 x 4.5 A Charger)
<b>KLDM18BHX-80</b>	<b>8.0 Ah</b> (2 x KLA1880 Battery) (1 x 4.5 A Charger)

Electronic / Right-Left	✓ / ✓
Battery	18 V
Max. Torque	150 Nm
No-load Speed	0-550/0-2200 rpm
Impact Rate	0-8250/0-33000 /min
Drill Chuck	2-13 mm
Torque Setting	25+3
Carrying Case	✓

**150 NM MAX TORQUE**



## CORDLESS IMPACT DRIVERS



Carrying Case



KLC240 (2.4 A)  
Charger



KLC450 (4.5 A)  
Charger



Batteries



**BRUSHLESS**



18 Volt



0-2200 rpm



6 mm

### KLDV18B

Electronic / Right-Left	✓ / ✓
Battery	18 V
Max. Torque	180 Nm
No-load Speed	0-2200 rpm
Impact Rate	0-3300 /min
Driver Chuck	6 mm
Carrying Case	✓



Carrying Case



KLC240 (2.4 A)  
Charger



KLC450 (4.5 A)  
Charger



Batteries



**3-STAGE ELECTRONIC TORQUE ADJUSTMENT**  
(100 Nm, 150 Nm, 220 Nm)



**BRUSHLESS**



18 Volt



0-2700 rpm



6 mm

### KLDV18BH

Electronic / Right-Left	✓ / ✓
Battery	18 V
Max. Torque	220 Nm
No-load Speed	0-2700 rpm
Impact Rate	0-3400 /min
Driver Chuck	6 mm
Carrying Case	✓

<b>KLDV18B-00</b>	<b>Bare Tool</b> (With Case)
<b>KLDV18B-20</b>	<b>2.0 Ah</b> (2 x KLA1820 Battery) (1 x 2.4 A Charger)
<b>KLDV18B-50</b>	<b>5.0 Ah</b> (2 x KLA1850 Battery) (1 x 4.5 A Charger)
<b>KLDV18B-80</b>	<b>8.0 Ah</b> (2 x KLA1880 Battery) (1 x 4.5 A Charger)

<b>KLDV18BH-00</b>	<b>Bare Tool</b> (With Case)
<b>KLDV18BH-20</b>	<b>2.0 Ah</b> (2 x KLA1820 Battery) (1 x 2.4 A Charger)
<b>KLDV18BH-50</b>	<b>5.0 Ah</b> (2 x KLA1850 Battery) (1 x 4.5 A Charger)
<b>KLDV18BH-80</b>	<b>8.0 Ah</b> (2 x KLA1880 Battery) (1 x 4.5 A Charger)

**CORDLESS HAMMER DRILL**



Carrying Case



KLC240 (2.4 A)  
Charger



KLC450 (4.5 A)  
Charger



Batteries



Accessory  
4 pcs bits  
1 pcs 10 mm  
3/8 mandren

KLPM18B-00	<b>Bare Tool</b> (With Case)
KLPM18B-20	<b>2.0 Ah</b> (2 x KLA1820 Battery) (1 x 2.4 A Charger)
KLPM18B-50	<b>5.0 Ah</b> (2 x KLA1850 Battery) (1 x 4.5 A Charger)
KLPM18B-80	<b>8.0 Ah</b> (2 x KLA1880 Battery) (1 x 4.5 A Charger)

4 DIFFERENT MODES

SDS PLUS ADAPTER CHUCK

**BRUSHLESS**



18 Volt



22 mm



1.7 J



SDS PLUS

**KLPM18B**

Electronic / Right-Left	✓ / ✓
Battery	18 V
No-load Speed	0-1400 rpm
Impact Rate	0-4500 /min
Impact Energy	1.7 J
Driver Chuck	22 mm
Carrying Case	✓ (Bag)

**CORDLESS POLISHER**



Carrying Case



KLC240 (2.4 A)  
Charger



KLC450 (4.5 A)  
Charger



Batteries



DIGITAL RPM SETTING  
BY LED MONITOR

ORBITAL ROTATION

Accessories  
2 pcs pad

**BRUSHLESS**



18 Volt



2000-4800 rpm



125 mm

**KLPS18B**

Electronic	✓
Battery	18 V
Wheel Dia.	125 mm
No-load Speed	2000-4800 rpm
Spindle Thread	15 mm
Carrying Case	✓ (Bag)

## CORDLESS IMPACT WRENCHS



Carrying Case



KLC240 (2.4 A)  
Charger



KLC450 (4.5 A)  
Charger



Batteries

<b>KLSS18B-00</b>	<b>Bare Tool</b> (With Case)
<b>KLSS18B-20</b>	<b>2.0 Ah</b> (2 x KLA1820 Battery) (1 x 2.4 A Charger)
<b>KLSS18B-50</b>	<b>5.0 Ah</b> (2 x KLA1850 Battery) (1 x 4.5 A Charger)
<b>KLSS18B-80</b>	<b>8.0 Ah</b> (2 x KLA1880 Battery) (1 x 4.5 A Charger)



**BRUSHLESS**



18 Volt



0-2200 rpm



1/2"

### KLSS18B

Electronic / Right-Left	<input checked="" type="checkbox"/> / <input checked="" type="checkbox"/>
Battery	18 V
Max. Torque	250 Nm
No-load Speed	0-2200 rpm
Impact Rate	0-3300 /min
Driver Chuck	1/2"
Carrying Case	<input checked="" type="checkbox"/>



Carrying Case



KLC240 (2.4 A)  
Charger



KLC450 (4.5 A)  
Charger



Batteries

<b>KLSS18BH-00</b>	<b>Bare Tool</b> (With Case)
<b>KLSS18BH-20</b>	<b>2.0 Ah</b> (2 x KLA1820 Battery) (1 x 2.4 A Charger)
<b>KLSS18BH-50</b>	<b>5.0 Ah</b> (2 x KLA1850 Battery) (1 x 4.5 A Charger)
<b>KLSS18BH-80</b>	<b>8.0 Ah</b> (2 x KLA1880 Battery) (1 x 4.5 A Charger)

**5-STAGE ELECTRONIC TORQUE ADJUSTMENT**  
(100 Nm, 150 Nm, 200 Nm, 300 Nm, 400 Nm)



**BRUSHLESS**



18 Volt



0-2200 rpm



1/2"

### KLSS18BH

Electronic / Right-Left	<input checked="" type="checkbox"/> / <input checked="" type="checkbox"/>
Battery	18 V
Max. Torque	400 Nm
No-load Speed	0-2200 rpm
Impact Rate	0-3300 /min
Driver Chuck	1/2"
Carrying Case	<input checked="" type="checkbox"/>



**CORDLESS IMPACT WRENCHS**



Carrying Case



KLC240 (2.4 A)  
Charger



KLC450 (4.5 A)  
Charger



Batteries

KLSS18BHX-00	<b>Bare Tool</b> (With Case)
KLSS18BHX-20	<b>2.0 Ah</b> (2 x KLA1820 Battery) (1 x 2.4 A Charger)
KLSS18BHX-50	<b>5.0 Ah</b> (2 x KLA1850 Battery) (1 x 4.5 A Charger)
KLSS18BHX-80	<b>8.0 Ah</b> (2 x KLA1880 Battery) (1 x 4.5 A Charger)

**5-STAGE ELECTRONIC TORQUE ADJUSTMENT**



**BRUSHLESS**



18 Volt



0-1800 rpm



1/2"

**KLSS18BHX**

Electronic / Right-Left	<input checked="" type="checkbox"/> / <input checked="" type="checkbox"/>
Battery	18 V
Max. Torque	800 Nm
No-load Speed	0-1800 rpm
Impact Rate	0-2200 / min
Driver Chuck	1/2"
Carrying Case	<input checked="" type="checkbox"/>

**CORDLESS CAULKING GUN**



KLC240 (2.4 A)  
Şarj Cihazı



KLC450 (4.5 A)  
Şarj Cihazı



Batteries

KLST18E-00	<b>Bare Tool</b> (With Case)
KLST18E-20	<b>2.0 Ah</b> (2 x KLA1820 Battery) (1 x 2.4 A Charger)
KLST18E-50	<b>5.0 Ah</b> (2 x KLA1850 Battery) (1 x 4.5 A Charger)
KLST18E-80	<b>8.0 Ah</b> (2 x KLA1880 Battery) (1 x 4.5 A Charger)
KLSTS01	<b>Sausage Gun</b> Sold separately



**2.4 TIMES GREATER THRUST THAN THE PREVIOUS MODEL**  
**SELF-LOCK SWITCH**  
**ADJUSTABLE SPEED**



18 Volt



6000 N

**KLST18E**

Electronic	<input checked="" type="checkbox"/>
Battery	18 V
Pushing Speed	0-8,5 mm/s
Max Force	6000 N
Carrying Case	<input type="checkbox"/>



**KLSTS01**  
600 ml Sausage Gun

## CORDLESS ANGLE GRINDERS



Carrying Case



KLC240 (2.4 A)  
Charger



KLC450 (4.5 A)  
Charger



Batteries



<b>KLAT18B-00</b>	<b>Bare Tool</b> (With Case)
<b>KLAT18B-20</b>	<b>2.0 Ah</b> (2 x KLA1820 Battery) (1 x 2.4 A Charger)
<b>KLAT18B-50</b>	<b>5.0 Ah</b> (2 x KLA1850 Battery) (1 x 4.5 A Charger)
<b>KLAT18B-80</b>	<b>8.0 Ah</b> (2 x KLA1880 Battery) (1 x 4.5 A Charger)

**BRUSHLESS**



18 Volt



0-8500 rpm



115 mm

### KLAT18B

Electronic	✓
Battery	18 V
Wheel Dia.	115 mm
No-load Speed	0-8500 rpm
Spindle Thread	M14
Carrying Case	✓ (Bag)



Carrying Case



KLC240 (2.4 A)  
Charger



KLC450 (4.5 A)  
Charger



Batteries



**ADJUSTABLE SPEED**

<b>KLAT18BS-00</b>	<b>Bare Tool</b> (With Case)
<b>KLAT18BS-20</b>	<b>2.0 Ah</b> (2 x KLA1820 Battery) (1 x 2.4 A Charger)
<b>KLAT18BS-50</b>	<b>5.0 Ah</b> (2 x KLA1850 Battery) (1 x 4.5 A Charger)
<b>KLAT18BS-80</b>	<b>8.0 Ah</b> (2 x KLA1880 Battery) (1 x 4.5 A Charger)

**BRUSHLESS**



18 Volt



500-10000 rpm



115 mm

### KLAT18BS

Electronic	✓
Battery	18 V
Wheel Dia.	115 mm
No-load Speed	500-10000 rpm
Spindle Thread	M14
Carrying Case	✓

**CORDLESS HEAT GUN**



Carrying Case



KLC240 (2.4 A)  
Charger



KLC450 (4.5 A)  
Charger



Batteries



**3 PCS HEADS**



18 Volt



550°C

**KLSH18**

Electronic	✓
Battery	18 V
Air Flow	170 lt/min
Heat	550 °C
Heat Adjustment	✓
Accessory	✓
Weight	0.54 kg
Carrying Case	✓

<b>KLSH18-00</b>	<b>Bare Tool</b> (With Case)
<b>KLSH18-20</b>	<b>2.0 Ah</b> (2 x KLA1820 Battery) (1 x 2.4 A Charger)
<b>KLSH18-50</b>	<b>5.0 Ah</b> (2 x KLA1850 Battery) (1 x 4.5 A Charger)
<b>KLSH18-80</b>	<b>8.0 Ah</b> (2 x KLA1880 Battery) (1 x 4.5 A Charger)

**CORDLESS JIGSAW**



Carrying Case



KLC240 (2.4 A)  
Charger



KLC450 (4.5 A)  
Charger



Batteries



**QUICK BLADE CHANGING SYSTEM**  
**PANDULUM MOVEMENT**

**BRUSHLESS**



18 Volt



0-3000 rpm



45 Derece

**KLDT18B**

Electronic	✓
Battery	18 V
No-load Speed	0-3000 rpm
Cutting Capacity Wood/Metal/Aluminium	90/10/25 mm
Cutting Angle	0-45°
Pandulum Movement	✓
Carrying Bag	✓ (Bag)

<b>KLDT18B-00</b>	<b>Bare Tool</b> (With Case)
<b>KLDT18B-20</b>	<b>2.0 Ah</b> (2 x KLA1820 Battery) (1 x 2.4 A Charger)
<b>KLDT18B-50</b>	<b>5.0 Ah</b> (2 x KLA1850 Battery) (1 x 4.5 A Charger)
<b>KLDT18B-80</b>	<b>8.0 Ah</b> (2 x KLA1880 Battery) (1 x 4.5 A Charger)

## CORDLESS RECIPROCATING SAW



Carrying Case



KLC240 (2.4 A)  
Charger



KLC450 (4.5 A)  
Charger



Batteries



Accessory  
4 pos blade

### QUICK BLADE CHANGING SYSTEM

#### BRUSHLESS



18 Volt



0-3000 rpm



26 mm

## KLTKT18B

Electronic	<input checked="" type="checkbox"/>
Battery	18 V
No-load Speed	0-3000 rpm
Stroke	26 mm
Carrying Case	<input checked="" type="checkbox"/> (Bag)

KLTKT18B-00	<b>Bare Tool</b> (With Case)
KLTKT18B-20	<b>2.0 Ah</b> (2 x KLA1820 Battery) (1 x 2.4 A Charger)
KLTKT18B-50	<b>5.0 Ah</b> (2 x KLA1850 Battery) (1 x 4.5 A Charger)
KLTKT18B-80	<b>8.0 Ah</b> (2 x KLA1880 Battery) (1 x 4.5 A Charger)

## CORDLESS CIRCULAR SAW



Carrying Case



KLC240 (2.4 A)  
Charger



KLC450 (4.5 A)  
Charger



Batteries



### QUICK STOP SYSTEM

Accessory  
allen,  
blade

#### BRUSHLESS



18 Volt



0-3650 rpm



165 mm

## KLDAT18B

Electronic	<input checked="" type="checkbox"/>
Battery	18 V
No-load Speed	0-3650 rpm
Blade Dia.	165 mm
90° Cutting Depth	50 mm
45° Cutting Depth	35 mm
Carrying Case	<input checked="" type="checkbox"/> (Bag)

KLDAT18B-00	<b>Bare Tool</b> (With Case)
KLDAT18B-20	<b>2.0 Ah</b> (2 x KLA1820 Battery) (1 x 2.4 A Charger)
KLDAT18B-50	<b>5.0 Ah</b> (2 x KLA1850 Battery) (1 x 4.5 A Charger)
KLDAT18B-80	<b>8.0 Ah</b> (2 x KLA1880 Battery) (1 x 4.5 A Charger)

## CORDLESS ORBITAL SANDER



**KLC240 (2.4 A)  
Charger**



**KLC450 (4.5 A)  
Charger**



**Batteries**



**NEW**



18 Volt



10000 rpm



125 mm

<b>KLEZ18-00</b>	<b>Bare Tool (With Case)</b>
<b>KLEZ18-20</b>	<b>2.0 Ah (2 x KLA1820 Battery) (1 x 2.4 A Charger)</b>
<b>KLEZ18-50</b>	<b>5.0 Ah (2 x KLA1850 Battery) (1 x 4.5 A Charger)</b>
<b>KLEZ18-80</b>	<b>8.0 Ah (2 x KLA1880 Battery) (1 x 4.5 A Charger)</b>

### KLEZ18

Electronic	<input checked="" type="checkbox"/>
Battery	18 V
No-load Speed	10000 rpm
Pad Size	125 mm
Carrying Case	<input type="checkbox"/>

Accessory:  
1 pcs sanding paper

## CORDLESS MULTI TOOL



**Carrying Case**



**KLC240 (2.4 A)  
Charger**



**KLC450 (4.5 A)  
Charger**



**Batteries**



**NEW**

**BRUSHLESS**



18 Volt



5000-19000 / min

<b>KLMT18B-00</b>	<b>Bare Tool (With Case)</b>
<b>KLMT18B-20</b>	<b>2.0 Ah (2 x KLA1820 Battery) (1 x 2.4 A Charger)</b>
<b>KLMT18B-50</b>	<b>5.0 Ah (2 x KLA1850 Battery) (1 x 4.5 A Charger)</b>
<b>KLMT18B-80</b>	<b>8.0 Ah (2 x KLA1880 Battery) (1 x 4.5 A Charger)</b>

### KLMT18B

Electronic	<input checked="" type="checkbox"/>
Battery	18 V
No. of Vibration per min.	5000-19000 / min
Vibration Angle	3°
Carrying Case	<input checked="" type="checkbox"/>

**4 PCS ACCESSORIES SET**



## CORDLESS TACKERS (STAPLER/NAILER)



Carrying Case



KLC240 (2.4 A)  
Charger



KLC450 (4.5 A)  
Charger



Batteries



KLZC18-00	<b>Bare Tool</b> (With Case)
KLZC18-20	<b>2.0 Ah</b> (2 x KLA1820 Battery) (1 x 2.4 A Charger)
KLZC18-50	<b>5.0 Ah</b> (2 x KLA1850 Battery) (1 x 4.5 A Charger)
KLZC18-80	<b>8.0 Ah</b> (2 x KLA1880 Battery) (1 x 4.5 A Charger)

60 PCS NAILS / STAPLES PER MINUTE



20-50 mm



19-40 mm



60 pcs / min



Nail: 100  
Staples: 100

### KLZC18

Electronic	✓
Battery	18 V
Staples	19-40 mm
Nails	20-50 mm
Magazine Load Capacity	Nail: 100 pcs Staples: 100 pcs
Rated Speed	60 pcs / min
Carrying Case	✓

## CORDLESS GREASE GUN



KLC240 (2.4 A)  
Charger



KLC450 (4.5 A)  
Charger



Batteries



Led Light



KLGT18-00	<b>Bare Tool</b> (With Case)
KLGT18-20	<b>2.0 Ah</b> (2 x KLA1820 Battery) (1 x 2.4 A Charger)
KLGT18-50	<b>5.0 Ah</b> (2 x KLA1850 Battery) (1 x 4.5 A Charger)
KLGT18-80	<b>8.0 Ah</b> (2 x KLA1880 Battery) (1 x 4.5 A Charger)

TWO-SPEED  
LCD DISPLAY SHOWS BATTERY  
AND GREASE LEVEL  
LED LIGHT



18 volt



400 gr.



LCD Display Shows  
Battery And  
Grease Level

### KLGT18

Electronic	✓
Voltage	18 V
Outlet Pressure	689 bar (10000 psi)
Feed	High: 150 gr/min Low: 100 gr/min
Hose Length	1 m
Cartridge Capacity	400 gr
Tube Capacity	400 gr

CORDLESS LAWN MOWER



KLC240 (2.4 A)  
Charger



KLC450 (4.5 A)  
Charger



Batteries

KLBLM36-00	Bare Tool	150 \$
KLBLM36-20	2.0 Ah (2 x KLA1820 Battery) (1 x 2.4 A Charger)	217 \$
KLBLM36-50	5.0 Ah (2 x KLA1850 Battery) (1 x 4.5 A Charger)	294 \$
KLBLM36-80	8.0 Ah (2 x KLA1880 Battery) (1 x 4.5 A Charger)	357 \$

\* It works with 2 18 V batteries.



NEW



3300 rpm



340 mm



30-80 mm



35 lt

KLBLM36

Electronic	<input checked="" type="checkbox"/>
Battery	36 V (2 x 18V)
Adjustable Cutting Height	30-80 mm
Cutting Width	340 mm
Grass Collectin	35 lt
No-load Speed	3300 rpm
Weight	9.5 kg
Carrying Case	<input type="checkbox"/>

CORDLESS GRASS TRIMMER



KLC240 (2.4 A)  
Charger



KLC450 (4.5 A)  
Charger



Batteries

KLBMB18-00	Bare Tool	45 \$
KLBMB18-20	2.0 Ah (2 x KLA1820 Battery) (1 x 2.4 A Charger)	112 \$
KLBMB18-50	5.0 Ah (2 x KLA1850 Battery) (1 x 4.5 A Charger)	189 \$
KLBMB18-80	8.0 Ah (2 x KLA1880 Battery) (1 x 4.5 A Charger)	252 \$



NEW



8500 rpm



240 mm



250 mm



1.2 mm x 5 m

KLBMB18

Electronic	<input checked="" type="checkbox"/>
Battery	18 V
Cutting Width (Blade)	240 mm
Cutting Width (String)	250 mm
String Diameter	1.2 mm x 5 m
No-load Speed	8500 rpm
Weight	1.8 kg
Carrying Case	<input type="checkbox"/>

## CORDLESS CHAIN SAW



KLC240 (2.4 A)  
Charger



KLC450 (4.5 A)  
Charger



Batteries

KLBZT18-00	Bare Tool	85 \$
KLBZT18-20	2.0 Ah (2 x KLA1820 Battery) (1 x 2.4 A Charger)	152 \$
KLBZT18-50	5.0 Ah (2 x KLA1850 Battery) (1 x 4.5 A Charger)	229 \$
KLBZT18-80	8.0 Ah (2 x KLA1880 Battery) (1 x 4.5 A Charger)	292 \$



### KLBZT18



3200 rpm



110 mm



4.7 m/s

Electronic	<input checked="" type="checkbox"/>
Battery	18 V
Bar & Chain	110 mm
Chain Speed	4.7 m/s
No-load Speed	3200 rpm
Weight	1.6 kg
Carrying Case	<input type="checkbox"/>

## BRUSHLESS CORDLESS CHAIN SAW



KLC240 (2.4 A)  
Charger



KLC450 (4.5 A)  
Charger



Batteries

KLBOM18B-00	Bare Tool	115 \$
KLBOM18B-20	2.0 Ah (2 x KLA1820 Battery) (1 x 2.4 A Charger)	182 \$
KLBOM18B-50	5.0 Ah (2 x KLA1850 Battery) (1 x 4.5 A Charger)	259 \$
KLBOM18B-80	8.0 Ah (2 x KLA1880 Battery) (1 x 4.5 A Charger)	322 \$



### BRUSHLESS

### KLBOM18B



3600 rpm



10"



7 m/s



100 ml

Electronic	<input checked="" type="checkbox"/>
Battery	18 V
Bar & Chain	10"
Chain Speed	7 m/s
Oil Tank Capacity	100 ml
No-load Speed	3600 rpm
Weight	2.9 kg
Carrying Case	<input type="checkbox"/>



KLC240 (2.4 A)  
Charger



KLC450 (4.5 A)  
Charger



Batteries

KLBOM36B-00	Bare Tool	150 \$
KLBOM36B-20	2.0 Ah (2 x KLA1820 Battery) (1 x 2.4 A Charger)	217 \$
KLBOM36B-50	5.0 Ah (2 x KLA1850 Battery) (1 x 4.5 A Charger)	294 \$
KLBOM36B-80	8.0 Ah (2 x KLA1880 Battery) (1 x 4.5 A Charger)	357 \$



### BRUSHLESS

### KLBOM36B



7000 rpm



14"



13 m/s



150 ml

Electronic	<input checked="" type="checkbox"/>
Battery	36 V (2 x 18V)
Bar & Chain	14"
Chain Speed	13 m/s
Oil Tank Capacity	150 ml
No-load Speed	7000 rpm
Weight	3.8 kg
Carrying Case	<input type="checkbox"/>

\* It works with 2 18 V batteries.



**CORDLESS HEDGE TRIMMERS**



**KLC240 (2.4 A)  
Charger**



**KLC450 (4.5 A)  
Charger**



**Batteries**

<b>KLBCB18-00</b>	<b>Bare Tool</b>	<b>45 \$</b>
<b>KLBCB18-20</b>	<b>2.0 Ah</b> (2 x KLA1820 Battery) (1 x 2.4 A Charger)	<b>112 \$</b>
<b>KLBCB18-50</b>	<b>5.0 Ah</b> (2 x KLA1850 Battery) (1 x 4.5 A Charger)	<b>189 \$</b>
<b>KLBCB18-80</b>	<b>8.0 Ah</b> (2 x KLA1880 Battery) (1 x 4.5 A Charger)	<b>252 \$</b>



1200 spm



199 mm



7.5 mm



92 mm

**KLBCB18**

<b>Electronic</b>	<input checked="" type="checkbox"/>
<b>Battery</b>	18 V
<b>Hedge Trimmer Sword Length</b>	199 mm
<b>Hedge Trimmer Cutting Capacity</b>	7.5 mm
<b>Grass Trimmer Cutting Width</b>	92 mm
<b>No-load Speed</b>	1200 spm
<b>Weight</b>	1.6 kg
<b>Carrying Case</b>	<input type="checkbox"/>



**KLC240 (2.4 A)  
Charger**



**KLC450 (4.5 A)  
Charger**



**Batteries**

<b>KLBCBU18-00</b>	<b>Bare Tool</b>	<b>50 \$</b>
<b>KLBCBU18-20</b>	<b>2.0 Ah</b> (2 x KLA1820 Battery) (1 x 2.4 A Charger)	<b>117 \$</b>
<b>KLBCBU18-50</b>	<b>5.0 Ah</b> (2 x KLA1850 Battery) (1 x 4.5 A Charger)	<b>194 \$</b>
<b>KLBCBU18-80</b>	<b>8.0 Ah</b> (2 x KLA1880 Battery) (1 x 4.5 A Charger)	<b>257 \$</b>



1300 spm



580 mm



520 mm



15 mm

**KLBCBU18**

<b>Electronic</b>	<input checked="" type="checkbox"/>
<b>Battery</b>	18 V
<b>Hedge Trimmer Sword Length</b>	580 mm
<b>Hedge Trimmer Cutting Capacity</b>	520 mm
<b>Grass Trimmer Cutting Width</b>	15 mm
<b>No-load Speed</b>	1300 spm
<b>Weight</b>	2.3 kg
<b>Carrying Case</b>	<input type="checkbox"/>

## CORDLESS RECIPROCATING SAW (TWIG CUTTING)



**KLC240 (2.4 A)  
Charger**



**KLC450 (4.5 A)  
Charger**



**Batteries**



2200 rpm



14 mm

### KLBTk18

Electronic	<input checked="" type="checkbox"/>
Battery	18 V
Depth Movement	14 mm
Max Cutting Capacity (Wood, Metal)	28 mm
No-load Speed	2200 rpm
Weight	1.1 kg
Carrying Case	<input type="checkbox"/>

<b>KLBTk18-00</b>	<b>Bare Tool</b>	<b>40 \$</b>
<b>KLBTk18-20</b>	<b>2.0 Ah</b> (2 x KLA1820 Battery) (1 x 2.4 A Charger)	<b>107 \$</b>
<b>KLBTk18-50</b>	<b>5.0 Ah</b> (2 x KLA1850 Battery) (1 x 4.5 A Charger)	<b>184 \$</b>
<b>KLBTk18-80</b>	<b>8.0 Ah</b> (2 x KLA1880 Battery) (1 x 4.5 A Charger)	<b>247 \$</b>

## BRUSHLESS CORDLESS PRUNNER



**KLC240 (2.4 A)  
Charger**



**KLC450 (4.5 A)  
Charger**



**Charger**



**BRUSHLESS**



30 mm

### KLBBM18B

Electronic	<input checked="" type="checkbox"/>
Battery	18 V
Cutting Capacity	30 mm
Weight	1.4 kg
Carrying Case	<input type="checkbox"/>

<b>KLBBM18B-00</b>	<b>Bare Tool</b>	<b>110 \$</b>
<b>KLBBM18B-20</b>	<b>2.0 Ah</b> (2 x KLA1820 Battery) (1 x 2.4 A Charger)	<b>177 \$</b>
<b>KLBBM18B-50</b>	<b>5.0 Ah</b> (2 x KLA1850 Battery) (1 x 4.5 A Charger)	<b>254 \$</b>
<b>KLBBM18B-80</b>	<b>8.0 Ah</b> (2 x KLA1880 Battery) (1 x 4.5 A Charger)	<b>317 \$</b>

## CORDLESS LEAF BLOWER



**KLC240 (2.4 A)  
Charger**



**KLC450 (4.5 A)  
Charger**



**Batteries**  
KLA1820  
KLA1850  
KLA1880



36-108 km/h



114 - 336 m³/h

### KLBUF18

Electronic	<input checked="" type="checkbox"/>
Battery	18 V
Air Speed	36-108 km/h
Turbo	151 km/h
Air Volume	114 - 336 m³/h
Turbo	468 m³/h
Weight	1.6 kg
Carrying Case	<input type="checkbox"/>

KLBUF18-00	Bare Tool	55 \$
KLBUF18-20	2.0 Ah (2 x KLA1820 Battery) (1 x 2.4 A Charger)	122 \$
KLBUF18-50	5.0 Ah (2 x KLA1850 Battery) (1 x 4.5 A Charger)	199 \$
KLBUF18-80	8.0 Ah (2 x KLA1880 Battery) (1 x 4.5 A Charger)	262 \$

## CHARGERS



KLC200



KLC240



KLC450

Product Codes	Voltage	Out Put Current
KLC200	10.8 V - 12 V	2.4 A
KLC240	14.4 V - 18 V	2.4 A
KLC450	14.4 V - 18 V	4.5 A

## EXTENSION APPARATUS



### KLA18TA

18 V Battery Extension Apparatus

\* Provides comfort in long-term use by reducing the total weight of the machine.

## LI-ION BATTERIES



KLA1020



KLA1820




KLA1850



KLA1880

Product Codes	Voltage	Battery Capacity	Description	Weight
KLA1020	12 V	2.0 A	Akü	190 gr
KLA1820	18.0 V	2.0 A	Akü	400 gr
KLA1850	18.0 V	5.0 A	Akü	690 gr
KLA1880	18.0 V	8.0 A	Akü	960 gr

**CROSS LINE LASERS**



**SELF - LEVELLING**

**KLLZR93**

Laser Class	2 < 1mW
Levelling Accuracy	± 0.4 mm / m
Number of Laser Lines	3
Laser Type	Red
Beam Directions	Vertical / Horizontal / Side
Range	15 m
Tripod Thread	1/4"



**GREEN LASER**

**2 PCS 7.4 V BATTERY**

**SELF - LEVELLING**

**CORDED & CORDLESS USE**

**KLLZR93GL**

Laser Class	2 < 1mW
Levelling Accuracy	± 0.4 mm / m
Number of Laser Lines	3
Laser Type	Green
Beam Directions	Vertical / Horizontal / Side
Range	20 m
Tripod Thread	1/4"
Battery	7.4 V 2.6 Ah Li-Ion



**SELF - LEVELLING**

**KLLZR232**

Laser Class	2 < 1mW
Levelling Accuracy	± 0.4 mm / m
Number of Laser Lines/ Dots	2 / 5
Laser Type	Red
Beam Directions	Vertical / Horizontal
Range	10 m
Tripod Thread	1/4" - 5/8"



**GREEN LASER**

**SELF - LEVELLING**

**KLLZR233GL**

Laser Class	2 < 1mW
Levelling Accuracy	± 0.4 mm / m
Number of Dots	5
Laser Type	Green
Beam Directions	Vertical / Horizontal
Range	30 m
Tripod Thread	1/4"

**CROSS LINE LASERS**



± 0.4 mm/m



± 3°



Red  
635 nm

**/// SELF - LEVELLING**

### KLLZR112

Laser Class	2 < 1mW
Levelling Accuracy	± 0.4 mm / m
Number of Laser Lines	2
Laser Type	Red
Beam Directions	Vertical / Horizontal
Range	10 m
Tripod Thread	1/4"



± 0.4 mm/m



± 3°



Green  
515 nm

**/// GREEN LASER**

**/// SELF - LEVELLING**

### KLLZR112GL

Laser Class	2 < 1mW
Levelling Accuracy	± 0.4 mm / m
Number of Laser Lines	2
Laser Type	Green
Beam Directions	Vertical / Horizontal
Range	15 m
Tripod Thread	1/4"



± 0.4 mm/m



± 3°



Red  
635 nm

**/// SELF - LEVELLING**

### KLLZR118

Laser Class	2 < 1mW
Levelling Accuracy	± 0.4 mm / m
Number of Laser Lines	2
Laser Type	Red
Beam Directions	Vertical / Horizontal
Range	15 m
Tripod Thread	1/4"



± 0.4 mm/m



± 3.5°



Green  
515 nm

**/// GREEN LASER**

**/// SELF - LEVELLING**

### KLLZR118GL

Laser Class	2 < 1mW
Levelling Accuracy	± 0.4 mm / m
Number of Laser Lines	2
Laser Type	Green
Beam Directions	Vertical / Horizontal
Range	20 m
Tripod Thread	1/4"

## OPTICAL LEVEL



5 M TRIPOD LEG  
MAKSIMUM 100 M MEASUREMENT



### KLON3200

Magnification	32X
Standard Deviation (1km double run)	1.0 mm
Setting Accuracy	± 0.3"
Compensator Working Range	± 1.5'
Objective Aperture	36 mm
Field Of View	1°20'
Telescope Image	Erect

## CROSS LINE LASER ACCESSORIES



### LASER LINE TRACKING GLASSES

Code	Description
KLLZKG15	Red Laser Line Tracking Glasses
KLLZYG25	Green Laser Line Tracking Glasses



### TARGET PLATES

Code	Description
KLLZHK7	Red Target Plate
KLLZHY8	Green Target Plate



### CROSS LINE LASER STANDS WITH MAGNET

Code	Description
KLLZMDAY20	Adjustable Cross Line Laser Stands With Magnet
KLLZMDA12	Cross Line Laser Stands With Magnet



### CROSS LINE LASER HANG APPARATUSES

Code	Description
KLLZAY8	Adjustable Cross Line Laser Hang Apparatuses
KLLZA5	Cross Line Laser Hang Apparatuses



**LASER MEASURERS**



± 2 mm



635 nm,  
2 <1 mW



30 Birim

- /// AREA MEASUREMENT
- /// VOLUME MEASUREMENT
- /// PYTHAGORAS MEASUREMENT FUNCTION

### KLLZM50

Laser Class	635 nm, 2<1 mW
Measuring Accuracy	± 2 mm
Measuring Range	50 m
Battery	2 x 1.5 V AAA



± 1.5 mm



635 nm,  
2 <1 mW



30 Birim

- /// AREA MEASUREMENT
- /// VOLUME MEASUREMENT
- /// PYTHAGORAS MEASUREMENT FUNCTION

### KLLZM80T

Laser Class	635 nm, 2<1 mW
Measuring Accuracy	± 1.5 mm
Measuring Range	80 m
Battery	2 x 1.5 V AAA



± 1.5 mm



635 nm,  
2 <1 mW



100 Birim

- /// AREA MEASUREMENT
- /// VOLUME MEASUREMENT
- /// PYTHAGORAS MEASUREMENT FUNCTION

### KLLZM100

Laser Class	635 nm, 2<1 mW
Measuring Accuracy	± 1.5 mm
Measuring Range	100 m
Battery	2 x 1.5 V AAA



± 1.5 mm



635 nm,  
2 <1 mW



100 Birim

- /// BLUETOOTH
- /// CAMERA
- /// COLOR DISPLAY
- /// USB INPUT
- /// ELECTRONIC ANGLE MEASUREMENT

### KLLZM120B

Laser Class	635 nm, 2<1 mW
Measuring Accuracy	± 1.5 mm
Measuring Range	120 m
Battery	3 x 1.2 V AAA

**TRIPOD**



- /// PROFESSIONAL
- /// LIGHTWEIGHT
- /// LEG SYSTEM WITH SCREW
- /// LIFT SYSTEM WITH GEAR
- /// 3 LEVEL LEG

### KLLZT

Tripod Thread	1/4"
Min. Height	60 cm
Max. Height	150 cm

## DRILLS



### KLN61210

Electronic / Right-Left	<input checked="" type="checkbox"/> / <input checked="" type="checkbox"/>
Power	500 W
No-load Speed	0-3500 rpm
Drill Chuck	10 mm
Weight	1.2 kg



### KLN1002

Electronic / Right-Left	<input checked="" type="checkbox"/> / <input checked="" type="checkbox"/>
Power	600 W
No-load Speed	0-3500 rpm
Drill Chuck	10 mm
Weight	1.5 kg

## DRYWALL SCREWDRIVER



### KLA60266

Electronic / Right-Left	<input checked="" type="checkbox"/> / <input checked="" type="checkbox"/>
Power	500 W
No-load Speed	0-2050 rpm
Drill Chuck	6 mm HEX
Weight	2.2 kg

## MAGNETIC DRILL



### KLSMM502

Electronic / Right-Left	<input checked="" type="checkbox"/> / <input type="checkbox"/>
Power	1200 W
No-load Speed	1 st: 300/180 rpm 2nd: 450/270 rpm
Magnetic Holding Force	17000 N
Max. Cutting Depth	50 mm x 50 mm (2"x2")
Stroke	15 cm
Carrying Case	<input checked="" type="checkbox"/>
Weight	16 kg



IMPACT DRILLS



650 W



0-3100 rpm



13 mm

KEYLESS CHUCK

### KLDM1106

Electronic / Right-Left	✓ / ✓
Power	650 W
No-load Speed	0-3100 rpm
Drill Chuck	13 mm
Weight	3.5 kg



800 W



0-2800 rpm



13 mm

FULL METAL KEYLESS CHUCK

### KLDM1305

Electronic / Right-Left	✓ / ✓
Power	800 W
No-load Speed	0-2800 rpm
Drill Chuck	13 mm
Weight	1.9 kg



1200 W



0-1000 / 0-2800 rpm



13 mm

2 SPEED  
FULL METAL KEYLESS CHUCK  
ALUMINIUM HOUSING BODY

### KLDM71220

Electronic / Right-Left	✓ / ✓
Power	1200 W
No-load Speed	0-1000 / 0-2800 rpm
Drill Chuck	13 mm
Weight	✓
Weight	3 kg

IMPACT WRENCH



900 W



2400 rpm



320 Nm



M22



1/2"



3.4 kg

### KLSS1901

Electronic / Right-Left	– / ✓
Power	900 W
No-load Speed	2400 rpm
Max. Torque	320 Nm
Max. Bolt Dia.	M22
Square Drive	1/2"
Weight	3.4 kg

**HAMMER DRILLS (SDS-PLUS)**



Accessory  
3 pcs bit



850 W



0-1100 rpm



0-4200 / min



26 mm



3.2 J

**KLPM2601**

Electronic / Right-Left	✓ / ✓
Power	850 W
No-load Speed	0-1100 rpm
Impact Rate	0-4200 / min
Impact Energy	3.2 J
Max. Drilling Diameter in Concrete	26 mm
Carrying Case	✓
Weight	3.3 kg



Accessory  
3 pcs bit



950 W



0-1300 rpm



0-5000 / min



SDS PLUS



28 mm



4.0 J


**EXCHANGEABLE CHUCK SYSTEM**

**KLPM2801**

Electronic / Right-Left	✓ / ✓
Power	950 W
No-load Speed	0-1300 rpm
Impact Rate	0-5000 / min
Impact Energy	4.0 J
Max. Drilling Diameter in Concrete	28 mm
Carrying Case	✓
Weight	3.6 kg




HAMMER DRILLS



CARBON BRUSH WARNING LIGHT

KLKD580P


Electronic / Right-Left	✓ / -
Power	1100 W
No-load Speed	300-760 rpm
Impact Rate	1900-4800 / min
Impact Energy	6 J
Max. Drilling Diameter in Concrete	32 mm
Active Vibration Control	✓
Bit Shank	SDS PLUS
Weight	5.6 kg
Carrying Case	✓



CARBON BRUSH WARNING LIGHT

KLKD610M


Electronic / Right-Left	✓ / -
Power	1100 W
No-load Speed	300-760 rpm
Impact Rate	1950-4860 / min
Impact Energy	7 J
Max. Drilling Diameter in Concrete	35 mm
Active Vibration Control	✓
Bit Shank	SDS MAX
Weight	5.8 kg
Carrying Case	✓



CARBON BRUSH WARNING LIGHT

KLKD660M

Electronic / Right-Left	✓ / -
Power	1200 W
No-load Speed	235-514 rpm
Impact Rate	1350-2950 / min
Impact Energy	10 J
Max. Drilling Diameter in Concrete	42 mm
Active Vibration Control	✓
Bit Shank	SDS MAX
Weight	6.6 kg
Carrying Case	✓









CARBON BRUSH WARNING LIGHT

KLKD890M

Electronic / Right-Left	✓ / -
Power	1500 W
No-load Speed	150-305 rpm
Impact Rate	1380-2760 / min
Impact Energy	15 J
Max. Drilling Diameter in Concrete	52 mm
Active Vibration Control	✓
Bit Shank	SDS MAX
Weight	8.9 kg
Carrying Case	✓

**DEMOLITION HAMMERS**









 1200 W	 3100 / min	 14 J
 SDS MAX	 Active Vibration Control	 5.5 kg

Accessories  
1 pcs point chisel  
1 pcs flat chisel

**KLKR570M**

Electronic	✓
Power	1200 W
Impact Rate	3100 / min
Impact Energy	14 J
Bit Shank	SDS MAX
Active Vibration Control	✓
Weight	5.5 kg
Carrying Case	✓



 1500 W	 1000-1900 / min	 25 J
 SDS MAX	 Active Vibration Control	 10.5 kg







Accessories  
1 pcs point chisel  
1 pcs flat chisel

**CARBON BRUSH  
WARNING LIGHT**

**KLKR1100M**

Electronic	✓
Power	1500 W
Impact Rate	1000-1900 / min
Impact Energy	25 J
Bit Shank	SDS MAX
Active Vibration Control	✓
Weight	10.5 kg
Carrying Case	✓



 1700 W	 1450 / min	 55 J
 28 mm HEX	 Active Vibration Control	 19 kg

Accessories  
1 pcs point chisel  
1 pcs flat chisel

**KLKR1800H**

Electronic	✓
Power	1700 W
Impact Rate	1450 / min
Impact Energy	55 J
Bit Shank	28mm HEX
Active Vibration Control	✓
Weight	19 kg
Carrying Case	✓





DEMOLITION HAMMERS



2200 W



950 / min



78 J



28 mm HEX



Active  
Vibration  
Control



34.5 kg

Accessories

- 1 pcs point chisel
- 1 pcs flat chisel
- 1 pcs carrying car

KLKR3200H

Electronic	✓
Power	2200 W
Impact Rate	950 / min
Impact Energy	78 J
Bit Shank	28 mm HEX
Active Vibration Control	✓
Weight	34.5 kg
Carrying Case	✓

CARRYING CASE



BITS CARRYING POCKET

FIX HOOK

KLKR32TA

Capacity	136 kg
Width	50 cm
Height	110 cm
Weight	12.6 kg



**ANGLE GRINDERS**



**W**  
750 W

11000 rpm

115 mm

SAFETY SWITCH

SOFT GRIP HANDLE

SOFT START

**KLAT11502**

Soft Start	☐
Power	750 W
No-load Speed	11000 rpm
Wheel Dia.	115 mm
Weight	1.5 kg



**W**  
850 W

11000 rpm

115 mm

SAFETY SWITCH

SOFT GRIP HANDLE

SOFT START

**KLAT11505**

Soft Start	☐
Power	850 W
No-load Speed	11000 rpm
Wheel Dia.	115 mm
Weight	2.2 kg

**NEW**



**W**  
1100 W

11500 rpm

125 mm

SOFT GRIP HANDLE

**KLAT11507**

Soft Start	☐
Power	1100 W
No-load Speed	11500 rpm
Wheel Dia.	125 mm
Weight	2.1 kg

**NEW**



**W**  
1100 W

3000-11000 rpm

125 mm

ADJUSTABLE SPEED

ANTI-VIBRATION HANDLE

**KLAT11511**

Soft Start	☐
Power	1100 W
No-load Speed	3000-11000 rpm
Wheel Dia.	125 mm
Weight	3.2 kg



**W**  
900 W

0-11000 rpm

115 mm

ADJUSTABLE SPEED

ANTI-VIBRATION HANDLE

**KLAT11510**

Soft Start	☑
Power	900 W
No-load Speed	0-11000 rpm
Wheel Dia.	115 mm
Weight	1.7 kg

ANGLE GRINDERS



- /// SAFETY SWITCH
- /// ANTI-VIBRATION HANDLE
- /// SOFT START

### KLAT11513

Soft Start	✔
Power	1400 W
No-load Speed	10000 rpm
Wheel Dia.	115 mm
Weight	2.3 kg



- /// ADJUSTABLE SPEED
- /// SAFETY SWITCH
- /// ANTI-VIBRATION HANDLE
- /// SOFT START

### KLAT11514

Soft Start	✔
Power	1400 W
No-load Speed	3500-10000 rpm
Wheel Dia.	115 mm
Weight	2.3 kg



**BRUSHLESS**



- /// SAFETY SWITCH
- /// ANTI-VIBRATION HANDLE
- /// SOFT START

### KLAT11506

Soft Start	✔
Power	1150 W
No-load Speed	11500 rpm
Wheel Dia.	115 mm
Weight	2.1 kg



**BRUSHLESS**



- /// ADJUSTABLE SPEED
- /// SAFETY SWITCH
- /// ANTI-VIBRATION HANDLE
- /// SOFT START

### KLAT11509

Soft Start	✔
Power	1150 W
No-load Speed	3000-11500 rpm
Wheel Dia.	115 mm
Weight	2.1 kg

**GRINDERS**



**W**  
2200 W

**rpm**  
8000 rpm

**mm**  
180 mm

**SOFT START**

**ANTI-VIBRATION HANDLE**

**KLBT83180**

Soft Start	✓
Power	2200 W
No-load Speed	8000 rpm
Wheel Dia.	180 mm
Weight	5 kg



**W**  
2200 W

**rpm**  
6500 rpm

**mm**  
230 mm

**SOFT START**

**ANTI-VIBRATION HANDLE**

**KLBT83230**

Soft Start	✓
Power	2200 W
No-load Speed	6500 rpm
Wheel Dia.	230 mm
Weight	5.2 kg



**W**  
2600 W

**rpm**  
8000 rpm

**mm**  
180 mm

**SOFT START**

**ROTATABLE HANDGRIP**

**ANTI-VIBRATION HANDLE**

**KLBT87180**

Soft Start	✓
Power	2600 W
No-load Speed	8000 rpm
Wheel Dia.	180 mm
Weight	6.1 kg



**W**  
2600 W

**rpm**  
6500 rpm

**mm**  
230 mm

**SOFT START**

**ROTATABLE HANDGRIP**

**ANTI-VIBRATION HANDLE**

**KLBT87230**

Soft Start	✓
Power	2600 W
No-load Speed	6500 rpm
Wheel Dia.	230 mm
Weight	6.2 kg



GRINDERS



**BRUSHLESS**

**W**  
2800 W

**rpm**  
5500 rpm

**mm**  
230 mm

- /// SOFT START
- /// ROTATABLE HANDGRIP
- /// OVERLOAD WARNING LIGHT
- /// ANTI-VIBRATION HANDLE
- /// SAFETY SWITCH

**KLBT88230**

Soft Start	✓
Power	2800 W
No-load Speed	5500 rpm
Wheel Dia.	230 mm
Weight	6.2 kg

DIE GRINDERS



**W**  
450 W

**rpm**  
27000 rpm

**mm**  
6 mm

**KLKT505**

Power	450 W
No-load Speed	27000 rpm
Type	Short
Collet Chuck	6 mm
Weight	1.4 kg



**W**  
450 W

**rpm**  
27000 rpm

**mm**  
6 mm

**KLKT507**

Power	450 W
No-load Speed	27000 rpm
Type	Long
Collet Chuck	6 mm
Weight	1.7 kg

DRYWALL SANDER



**W**  
880 W

**rpm**  
1000-2100 rpm

**mm**  
210 mm

- /// LED FLASHLIGHT
- /// INTERNAL DUST EXTRACTION SYSTEM
- /// 5 DIFFERENT SPEED LEVEL
- /// ADJUSTABLE TELESCOPIC HANDLE

**KLDZ8821**

Electronic	✓
Power	880 W
No-load Speed	1000-2100 rpm
Tube Diameter	35 mm
Grinding Pad Diameter	210 mm
Sandpaper Diameter	215 mm
Normal/Long	171/226 cm
Accessory	✓
Weight	4.1 kg

Accessories  
6 pcs SandPapers, 1 pcs bag

**POLISHERS**



**W**  
1400 W

**rpm**  
1000-3300 rpm

**mm**  
180-230 mm

**ADJUSTABLE SPEED**

Accessory  
Wool felt and base

**KLPJ42180**

Electronic	<input checked="" type="checkbox"/>
Power	1400 W
No-load Speed	1000-3300 rpm
Wheel Dia.	180 mm / 230 mm
Spindle Thread	M14
Weight	3.3 kg



**W**  
720 W

**rpm**  
2100-5000 rpm

**mm**  
150 mm

**ORBITAL ROTATION**

**ADJUSTABLE SPEED**

Accessory  
150 mm pad

**KLPJ7171**

Electronic	<input checked="" type="checkbox"/>
Power	720 W
No-load Speed	2100-5000 rpm
Wheel Dia.	150 mm
Orbit Distance	21 mm
Spindle Thread	M14
Weight	2.6 kg

**CUT-OFF MACHINES**

**NEW**



**W**  
2500 W

**rpm**  
3800 rpm

**mm**  
355x25.4 mm

Accessory  
1 pcs Cutting disc

**KLPK2506**

Soft Start	<input type="checkbox"/>
Power	2500 W
No-load Speed	3800 rpm
Wheel Dia.	355x25.4 mm
Spindle Lock	<input checked="" type="checkbox"/>
Weight	15.2 kg

**NEW**



**W**  
3000 W

**rpm**  
3800 rpm

**mm**  
355x25.4 mm

Accessory  
1 pcs Cutting disc

**KLPK3006**

Soft Start	<input type="checkbox"/>
Power	3000 W
No-load Speed	3800 rpm
Wheel Dia.	355x25.4 mm
Spindle Lock	<input checked="" type="checkbox"/>
Weight	16.8 kg

WALL CHASER



**W**  
1450 W

**rpm**  
1800 rpm

**KG**  
7 Kg

Accessory  
35 mm blade

**mm**  
35 mm

**mm**  
35 mm

KLKA1002

Power	1450 W
No-load Speed	1800 rpm
Cutting Depth	35 mm
Cutting Width	35 mm
Carrying Case	✓
Weight	7 kg

For the accessories of the KLKA1002 Wall chaser, see the "ACCESSORIES" section (Page: 87).

MULTI TOOL



**W**  
300 W

**rpm**  
15000-22000 opm

5 PCS ACCESSORIES SET

KLMT305

Power	300 W
No-load Speed	15000-22000 opm
Vibration Angle	3°
Accessory	✓
Carrying Case	✓
Weight	1.5 kg

BENCH GRINDERS



**W**  
250 W

**rpm**  
2950 rpm

**mm**  
150 mm

Accessory  
2 pcs Grinding Pad

KLTM150

Power	250 W
Voltage	230 V / 50 Hz
No-load Speed	2950 rpm
Wheel Dia.	150 x 20 x 12,7 mm
Weight	8.2 kg



**W**  
400 W

**rpm**  
2950 rpm

**mm**  
175 mm

Accessory  
2 pcs Grinding Pad

KLTM175

Power	400 W
Voltage	230 V / 50 Hz
No-load Speed	2950 rpm
Wheel Dia.	175 x 20 x 32 mm
Weight	9.5 kg



**W**  
400 W

**rpm**  
2950 rpm

**mm**  
200 mm

Accessory  
2 pcs Grinding Pad

KLTM200

Power	400 W
Voltage	230 V / 50 Hz
No-load Speed	2950 rpm
Wheel Dia.	200 x 20 x 32 mm
Weight	11.5 kg

**JIG SAWS**



450 W



500-3100 / min



Wood: 60 mm  
Metal: 6 mm

- /// PENDULUM ACTION**
- /// ADJUSTABLE SPEED**

**KLDT10265**

Electronic	✓
Power	450 W
No-load Speed	500-3100 / min
Cutting Capacity Wood/Metal	60/6 mm
Pendulum Action	✓
Weight	2.0 kg



710 W



0-3000 / min



Wood: 80 mm  
Metal: 8 mm



45 Degree

- /// LAZER CUTTING LINE**
- /// PENDULUM ACTION**
- /// ADJUSTABLE SPEED**

**KLDT1110**

Electronic	✓
Power	710 W
No-load Speed	0-3000 / min
Cutting Capacity Wood/Metal	80/8 mm
Angle Cutting	✓
Pendulum Action	✓
Weight	3.1 kg

**RECIPROCATING SAW**



850 W



25 mm



0-2800 rpm

- /// QUICK BLADE CHANGING SYSTEM**
- /// ROTATABLE HANDGRIP**

**KLTK0850**

Electronic	✓
Power	850 W
No-load Speed	0-2800 rpm
Stroke	25 mm
Weight	3.0 kg

Accessories  
Bag, blade



1100 W



28 mm



0-2800 rpm

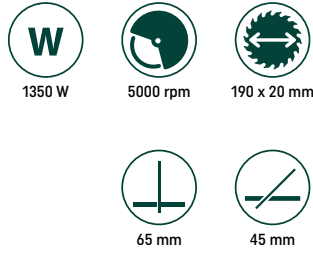
- /// QUICK BLADE CHANGING SYSTEM**
- /// ROTATABLE HANDGRIP**

**KLTK1100**

Electronic	✓
Power	1100 W
No-load Speed	0-2800 rpm
Stroke	28 mm
Weight	3.4 kg

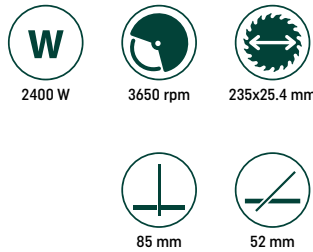
Accessories  
Bag, blade

**CIRCULAR SAWS**



**KLDAT18501**

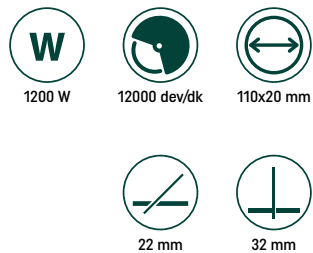
Power	1350 W
No-load Speed	5000 rpm
Blade Dia.	190 x 20 mm
90° Cutting Depth	65 mm
45° Cutting Depth	45 mm
Weight	5.1 kg



**KLDAT96235**

Power	2400 W
No-load Speed	3650 rpm
Blade Dia.	235 x 25.4 mm
90° Cutting Depth	85 mm
45° Cutting Depth	52 mm
Weight	71 kg

**MARBLE SAW**

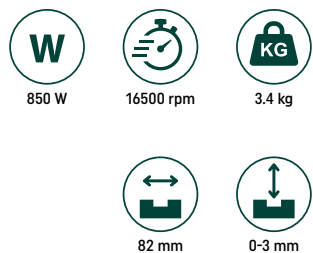


**KLSK2202**

Power	1200 W
No-load Speed	12000 rpm
45° Cutting Depth	22 mm
90° Cutting Depth	32 mm
Wheel Dia.	110x20 mm
Weight	3.0 kg

**WET CUTTING**

**PLANER**



**KLPL1011**

Power	850 W
No-load Speed	16500 rpm
Max. Depth	0-3 mm
Rabbeting Depth	0-15 mm
Blade Width	82 mm
Weight	3.4 kg

Accessory  
82 mm blade

## ROUTERS



Accessory  
6 mm collet



1200 W



9000-30000 rpm



6-8 mm



0-60 mm

ADJUSTABLE SPEED

### KLEF1204

Electronic	✓
Power	1200 W
No-load Speed	9000-30000 rpm
Stroke	0-60 mm
Collet Dia.	6-8 mm
Weight	4.4 kg



Accessory  
12 mm collet



1800 W



9000-23000 rpm



6-8-12 mm



0-60 mm

ADJUSTABLE SPEED

### KLEF1205

Electronic	✓
Power	1800 W
No-load Speed	9000-23000 rpm
Stroke	0-60 mm
Collet Dia.	6-8-12 mm
Weight	6.25 kg

## HANDHELD ROUTER

NEW



Accessory  
6 mm collet



710 W



35000 rpm



6 mm



0-40 mm

### KLFT1021

Electronic	✓
Power	710 W
No-load Speed	35000 rpm
Stroke	0-40 mm
Collet Dia.	6 mm
Weight	1.5 kg

## BLOWER



500 W



16000 rpm

### KLUF903

Power	500 W
No-load Speed	16000 rpm
Dust Bag	✓
Blow / Vacuum	✓
Weight	1.65 kg



HEAT GUN



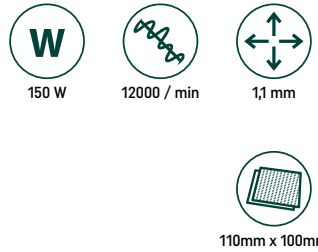
5 PCS ACCESSORIES SET



KLSH7303

Power	2000 W
Air Flow 1st	250 lt / min
Air Flow 2nd	500 / min
Heat 1st	50-450 °C
Heat 2nd	60-650 °C
Heat Adjustment	✓
High Temperature Protection	✓
Accessory	✓
Weight	0.93 kg

SANDERS



Accessory  
4 pcs sanding papers

KLEZ43110

Power	150 W
No. of Vibration per min.	12000 / min
Orbit Dia.	1,1 mm
Pad Size	110 mm x 100 mm
Weight	1.3 Kg



ADJUSTABLE SPEED

KLEZ43150

Electronic	✓
Power	450 W
No. of Vibration per min.	6000-12000 rpm
Pad Size	150 mm
Weight	1.9 Kg

NEW



Accessory  
1 pcs sanding papers

ADJUSTABLE SPEED

KLEZ35230

Electronic	✓
Power	350 W
No. of Vibration per min.	6000-11000 / min
Pad Size	230 x 115 mm
Weight	2.3 Kg

## MITER SAWS



Accessory  
1 pcs wood saw blade



1900 W



4500 rpm



255x25.4 / 30 mm



70x130 mm / 45x155 mm



40x90 mm

LASER CUTTING LINE

### KLGK1508

Power	1900 W
No-load Speed	4500 rpm
Blade Dia.	255 x 25.4 / 30 mm
Max.Cutting 0°/0°	70x130 / 45x155 mm
Max.Cutting 0°/45°	40x135 mm
Max.Cutting 45°/0°	70x90 / 45x100 mm
Max.Cutting 45°/45°	40x90 mm
Laser / Spindle Lock	✓ / ✓
Weight	15.8 kg



Accessory  
1 pcs wood saw blade



1900 W



4700 rpm



255x25.4 / 30 mm



85x300 mm



45x150 mm / 45x210 mm

LASER CUTTING LINE

### KLGK1509

Power	1900 W
No-load Speed	4700 rpm
Blade Dia.	255 x 25.4 / 30 mm
Max.Cutting 0°/0°	85x300 mm
Max.Cutting 0°/45°	85x210 mm
Max.Cutting 45°/0°	45x300 mm
Max.Cutting 45°/45°	45x150 / 45x210 mm
Laser / Spindle Lock	✓ / ✓
Weight	19.9 kg



Accessory  
1 pcs wood saw blade



1900 W



4500 rpm



255x25.4 / 30 mm



55x125 mm



45x80 mm

### KLGK1512

Power	1900 W
No-load Speed	4500 rpm
Blade Dia.	255 x 25.4 / 30 mm
Max.Cutting 0°/0°	55x125 mm
Max.Cutting 0°/45°	55x80 mm
Max.Cutting 45°/0°	45x125 mm
Max.Cutting 45°/45°	45x80 mm
Laser / Spindle Lock	42 mm
Weight	✓
Ağırlık	20.5 kg



Accessory  
1 pcs wood saw blade



2200 W



3800 rpm



300x30 mm



105x330 mm



58/50x235 mm

LASER CUTTING LINE  
BELT SYSTEM

### KLGK1515

Power	2200 W
No-load Speed	3800 rpm
Blade Dia.	300 x 30 mm
Max.Cutting 0°/0°	105x330 mm
Max.Cutting 0°/45°	58-50x330 mm
Max.Cutting 45°/0°	105x235 mm
Max.Cutting 45°/45°	58-50x235 mm
Laser / Spindle Lock	✓ / ✓
Weight	22.5 kg

MIXERS



Accessory  
1 pcs mixer blade



ADJUSTABLE SPEED

### KLMX6211

Electronic / Right-Left	<input checked="" type="checkbox"/> / <input type="checkbox"/>
Power	1400 W
No-load Speed	0-800 rpm
Gear	1
Spindle Thread	M14
Max. Mixing Paddle	140 mm
Max. Capacity	120 lt
Carrying Case/Accessory	<input type="checkbox"/> / <input checked="" type="checkbox"/>
Weight	6 kg



Accessory  
1 pcs mixer blade



ADJUSTABLE SPEED  
DOUBLE SPEED

### KLMX6212

Electronic / Right-Left	<input checked="" type="checkbox"/> / <input type="checkbox"/>
Power	1600 W
No-load Speed	180-460 / 300-750 rpm
Gear	2
Spindle Thread	M14
Max. Mixing Paddle	160 mm
Max. Capacity	140 lt
Carrying Case/Accessory	<input type="checkbox"/> / <input checked="" type="checkbox"/>
Weight	6 kg



**MADE IN ITALY**



7.0 kVa



50/60 Hz



10-160 A




IP 21 S

### KL MMA160

Input Voltage	230 V
Frequency	50/60 Hz
Input Power	7.0 kVA
Current Range	10-160 A
Electrode Dia.	1.6-4.0 mm
Insulation Class	H
Protection Class	IP 21 S
Weight	4.3 kg

- /// HOT START
- /// BURNS 3.25 MM ELECTRODE CONTINUALLY

**MADE IN ITALY**



8.0 kVa



50/60 Hz



15-200 A



IP 21 S

### KL MMA200

Input Voltage	230 V
Frequency	50/60 Hz
Input Power	8.0 kVA
Current Range	15-200 A
Electrode Dia.	1.6-5.0 mm
Insulation Class	H
Protection Class	IP21S
Weight	5.2 kg

- /// HOT START
- /// ANTI-STICK
- /// ELECTRONIC DISPLAY
- /// BURNS 4 MM ELECTRODE CONTINUALLY

**MADE IN ITALY**



9.5 kVA



50/60 Hz



15-220 A



IP 21 S

### KL MMA220

Input Voltage	230 V
Frequency	50/60 Hz
Input Power	9.5 kVA
Current Range	15-220 A
Electrode Dia.	1.6-5.0 mm
Insulation Class	H
Protection Class	IP21S
Weight	7.2 kg

- /// HOT START
- /// ANTI-STICK
- /// ELECTRONIC DISPLAY
- /// %100 EFFICIENCY AT 220 AMPS\*
- /// NON-STOP WORKING PERFORMANCE WITH 1.6-5 mm DIAMETER ELECTRODES\*

\*With ideal conditions  
\*\* Plugless power cord



INVERTER MIG - TIG WELDING MACHINES

MADE IN ITALY

NEW



5.5 kVa



50/60 Hz



10-160 A



IP 21 S

### KLMIG160

Input Voltage	230 V
Frequency	50/60 Hz
Input Power	5.5 kVA
Current Range	10-160 A
Electrode Dia.	1.6-3.2 mm
No-load Voltage	MIG 72 V TIG 13 V
Protection Class	IP 21 S
Weight	11.1 kg

Wire Type	SG2	INOX	FLUX
Wire Dia.	0,6-1,0 mm	0,6-1,0 mm	0,8-0,9 mm

TIGLIFT

MIG

MMA

- 5 KG WIRE
- CONNECTABLE TO POWER GENERATOR
- THERMOSTATIC CONTROL

MADE IN ITALY

NEW



8.2 kVa



50/60 Hz



10-200 A



IP 21 S

### KLMIG200

Input Voltage	230 V
Frequency	50/60 Hz
Input Power	8.2 kVA
Current Range	10-200 A
Electrode Dia.	1.6-5.0 mm
No-load Voltage	MIG 87 V TIG 13 V
Protection Class	IP 21 S
Weight	12.1 kg

Wire Type	SG2	INOX	FLUX
Wire Dia.	0,6-1,2 mm	0,6-1,0 mm	0,8-0,9 mm

TIGLIFT

MIG

MMA

- 5 KG WIRE
- CONNECTABLE TO POWER GENERATOR
- THERMOSTATIC CONTROL
- 2T - 4T MODE



**MADE IN ITALY**

**NEW**



6.4 kVa



50/60 Hz



10-200 A



IP 21 S

### KLTIG200

Input Voltage	230 V
Frequency	50/60 Hz
Input Power	MMA 6.9 kVA TIG 6.4 kVA
Current Range	MMA 10-160 A TIG 10-200 A
Electrode Dia.	1.6-4.0 mm
No-load Voltage	71 V
Protection Class	IP 21 S
Weight	7 kg

13 MM 35-50 SOCKET

CONNECTABLE TO POWER GENERATOR

THERMOSTATIC CONTROL

TIGHF

TIGPULSE

MMA

**MADE IN ITALY**

**NEW**



9.5 kVa



50/60 Hz



10-240 A



IP 21 S

### KLMIG200X

Input Voltage	230 V
Frequency	50/60 Hz
Input Power	MIG 9.5 kVA MMA 8.7 kVA TIG 6.3 kVA
Current Range	MIG 20-240 A MMA/TIG 10-200 A
Electrode Dia.	1.6-5.0 mm
No-load Voltage	MIG/MMA 87 V TIG 13 V
Protection Class	IP 21 S
Weight	27.9 kg

Wire Type	S62	INOX	FLUX
Wire Dia.	0,6-1,2 mm	0,6-1,0 mm	0,8-0,9 mm

15 KG WIRE

CONNECTABLE TO POWER GENERATOR

THERMOSTATIC CONTROL

2T - 4T MODE

TIGLIFT

MIG

MMA



INVERTER GAS - NO GAS WELDING MACHINE

MADE IN ITALY

YENI



3.5 kVa - 2.6 kVa



50/60 Hz



15-95 A



IP 21 S

KLMIG100

300 \$

Input Voltage	230 V
Frequency	50/60 Hz
Input Power	3.5 kVA 2.6 kVA
Current Range	15-95 A
No-load Voltage	47 V
Protection Class	IP 21 S
Weight	5.8 kg

CONNECTABLE TO POWER GENERATOR

WIRE FEEDING SPEED CAN BE ADJUSTED

\*WORKS WITHOUT GAS

MIG SYNERGIC

Wire Type	FLUX
Wire Dia.	0,8-0,9 mm

INVERTER PLASMA CUTTING MACHINE

MADE IN ITALY

NEW



5.8 kVa



50/60 Hz



15-40 A



IP 21 S

KLPLS40

Input Voltage	230 V
Frequency	50/60 Hz
Input Power	5.8 kVA
Current Range	15-40 A
Max Cuttign Thickness	10 mm
No-load Voltage	270 V
Protection Class	IP 21 S
Weight	5.3 kg

THERMOSTATIC CONTROL





2 Hp / 1.5 Kw



24 Lt



210 lt/min

- /// DOUBLE AIR OUTPUT
- /// SINGLE CYLINDER
- /// 24 LT TANK
- /// MOTOR THERMAL PROTECTION

### KLK25

Motor Power	2 Hp
Voltage	230 V / 50 Hz
Pressure	8 Bar / 116 psi
Air Inlet Capacity	210 lt/min
Tank Capacity	24 lt
Motor Speed	2850 rpm
Noise Level	LwA = 93 dB(A)
Cylinder	1
Weight	25 Kg



2 Hp / 1.5 Kw



50 Lt



210 lt/min

### KLK50

Motor Power	2 Hp
Voltage	230 V / 50 Hz
Pressure	8 Bar / 116 psi
Air Inlet Capacity	210 lt/min
Tank Capacity	50 lt
Motor Speed	2850 rpm
Noise Level	LwA = 93 dB(A)
Cylinder	1
Weight	34 Kg

- /// DOUBLE AIR OUTPUT
- /// SINGLE CYLINDER
- /// 50 LT TANK
- /// MOTOR THERMAL PROTECTION



3 Hp / 2.2 Kw



100 Lt



300 lt/min

### KLK100

Motor Power	3 Hp
Voltage	230 V / 50 Hz
Pressure	8 Bar / 116 psi
Air Inlet Capacity	300 lt/min
Tank Capacity	100 lt
Motor Speed	950 rpm
Noise Level	LwA = 95 dB(A)
Cylinder	2
Weight	73 Kg

- /// DOUBLE AIR OUTPUT
- /// DOUBLE CYLINDER
- /// 100 LT TANK
- /// MOTOR THERMAL PROTECTION

SILENT COMPRESSORS



NEW



1 Hp



8 lt



131 lt/min

- /// SILENT
- /// OILLESS, DOUBLE CYLINDERS

### KLK8S

Motor Power	1 Hp
Voltage	230 V / 50 Hz
Pressure	8 Bar
Air Inlet Capacity	131 lt/min
Tank Capacity	8 lt
Motor Speed	1400 rpm
Cylinder	2
Weight	17.2 kg



1 Hp



24 lt



126 lt/min

- /// SILENT
- /// OILLESS, DOUBLE CYLINDERS
- /// DOUBLE AIR OUTPUT

### KLK25S

Motor Power	1 Hp
Voltage	230 V / 50 Hz
Pressure	8 Bar
Air Inlet Capacity	126 lt/min
Tank Capacity	24 lt
Motor Speed	1400 rpm
Cylinder	2
Weight	20 kg



1 Hp



50 lt



126 lt/min

- /// SILENT
- /// OILLESS, DOUBLE CYLINDERS
- /// DOUBLE AIR OUTPUT

### KLK50S

Motor Power	1 Hp
Voltage	230 V / 50 Hz
Pressure	8 Bar
Air Inlet Capacity	126 lt/min
Tank Capacity	50 lt
Motor Speed	1400 rpm
Cylinder	2
Weight	30 kg



NEW



2x1 Hp



50 lt



262 lt/min

- /// SILENT
- /// OILLESS, 4 CYLINDERS
- /// DOUBLE AIR OUTPUT

### KLK50S2

Motor Power	2x1 Hp
Voltage	230 V / 50 Hz
Pressure	8 Bar
Air Inlet Capacity	262 lt/dk
Tank Capacity	50 lt
Motor Speed	1400 rpm
Silindir	4
Cylinder	36 kg

## SILENT COMPRESSORS



3 Hp



100 Lt



418 lt/min

- /// SILENT
- /// OILLESS, 3 x 2 CYLINDERS
- /// DOUBLE AIR OUTPUT

### KLK103S

Motor Power	3 x 1 Hp
Voltage	230 V / 50 Hz
Pressure	8 Bar
Air Inlet Capacity	418 lt/min
Tank Capacity	100 lt
Motor Speed	1400 rpm
Cylinder	3 x 2
Weight	69 kg



4 Hp



100 Lt



504 lt/min

- /// SILENT
- /// OILLESS, 4 x 2 CYLINDERS
- /// DOUBLE AIR OUTPUT

### KLK104S

Motor Power	4 x 1 Hp
Voltage	230 V / 50 Hz
Pressure	8 Bar
Air Inlet Capacity	504 lt/min
Tank Capacity	100 lt
Motor Speed	1400 rpm
Cylinder	4 x 2
Weight	82 kg

## HIGH PRESSURE WASHERS



1500 W



120 Bar



6 lt/min

- /// WATER FILTER
- /// DETERGENT KIT



### KLY1500

Voltage	220 V / 50 Hz
Motor Power	1500 W
Max. Pressure	120 Bar
Rated Flow	360 lt/hr
Hortum Uzunluğu	5 m
Detergent Kit	<input checked="" type="checkbox"/>
Water Filter	<input checked="" type="checkbox"/>
Hose Collecting By Pulley	<input type="checkbox"/>
Weight	4,6 kg



2000 W



150 Bar



6.67 lt/min

- /// WATER FILTER
- /// DETERGENT KIT
- /// HOSE COLLECTING BY PULLEY



### KLY2000

Voltage	220 V / 50 Hz
Motor Power	2000 W
Max. Pressure	150 Bar
Rated Flow	400 lt/hr
Hortum Uzunluğu	5 m
Detergent Kit	<input checked="" type="checkbox"/>
Water Filter	<input checked="" type="checkbox"/>
Hose Collecting By Pulley	<input checked="" type="checkbox"/>
Weight	7,6 Kg



**ELECTRIC MINI WIRE HOISTS**



500 W



125 / 250 Kg



10 / 20 m

**MAX 250 KG LIFT**

**KLV125**

Power	500 W
Voltage	230 V / 50 Hz
Lifting Capacity	125 / 250 Kg
Lifting Height	10 / 20 m
Weight	11 kg



1000 W



250 / 500 Kg



10 / 20 m

**MAX 500 KG LIFT**

**KLV250**

Power	1000 W
Voltage	230 V / 50 Hz
Lifting Capacity	250 / 500 Kg
Lifting Height	10 / 20 m
Weight	17.6 kg



1300 W



400 / 800 Kg



10 / 20 m

**MAX 800 KG LIFT**

**KLV400**

Power	1300 W
Voltage	230 V / 50 Hz
Lifting Capacity	400 / 800 Kg
Lifting Height	10 / 20 m
Weight	20.4 kg



1900 W



600 / 1200 Kg



10 / 20 m

**MAX 1200 KG LIFT**

**KLV600**

Power	1900 W
Voltage	230 V / 50 Hz
Lifting Capacity	600 / 1200 Kg
Lifting Height	10 / 20 m
Weight	33.8 Kg



**SOLDERING IRONS**



**W**  
30 W

**Tip Size**  
4 mm

**Max. Working Temperature**  
430 °C

**KLKH30**

Power	30 W
Tip Size	4 mm
Max. Working Temperature	430 °C
Weight	0.15 kg



**W**  
60 W

**Tip Size**  
6 mm

**Max. Working Temperature**  
500 °C

**KLKH60**

Power	60 W
Tip Size	6 mm
Max. Working Temperature	500 °C
Weight	0.20 kg



**W**  
80/40 W

**Tip Size**  
7 mm

**Max. Working Temperature**  
530 °C

**2 STAGE TEMPERATURE**

**KLKH80/40**

Power	80/40 W
Tip Size	7 mm
Max. Working Temperature	530 °C
Weight	0.25 kg

**SOLDERING GUN**



**W**  
100 W

**Working Temperature**  
300 °C

**Heating Time**  
8 s

**KLLT100**

Power	100 W
Accessory	<input checked="" type="checkbox"/>
Working Temperature	300 °C
Heating Time	8 s
Carrying Case	<input checked="" type="checkbox"/>
Weight	0,6 kg

Accessories  
Solder wire  
Solder paste  
Soldering bit

## PAINT SPRAY GUN



### KLBT15A

Voltage	230 V / 50 Hz
Power	400 W
Max. Flow	800 ml/min
Tank Capacity	800 ml
Weight	1.2 kg

## GLUE GUN



### KLSMT830

Power	16 W
Voltage	230 V / 50 Hz
Max. Working Temperature	200 °C
Glue Stick Dia.	11 mm
Weight	0.23 kg

Accessories  
2 pcs sylicon candle

## ELECTRIC TACKERS (STAPLER/NAILER)



### KLZC6030E

Voltage	230 V / 50 Hz
Staples	8-16 mm
Nails	15-16 mm
Magazine Load Capacity	Nail: 80 pcs Staples: 100 pcs
Rated Speed	20 pcs/min
Weight	1.2 kg

Compatible with all type 53 model staplers(8-16 mm range depends on machine capacity)  
Compatible with all F type(severed head) nails(15-16 mm range depends on machine capacity).  
Look at the "ACCESSORIES" chapter (page 86) for KLZC series electrical nailers/stapler machines' accessories.



### KLZC6041E

Voltage	230 V / 50 Hz
Staples	15-25 mm
Nails	15-32 mm
Magazine Load Capacity	Nail: 100 pcs Staples: 100 pcs
Rated Speed	20 pcs/min
Weight	1.7 kg

Compatible with all type 90 model staplers(15-25 mm range depends on machine capacity)  
Compatible with all F type(severed head) nails(15-32 mm range depends on machine capacity).  
Look at the "ACCESSORIES" chapter (page 86) for KLZC series electrical nailers/stapler machines' accessories.

**AIR NAILERS**



0.63 mm



12-22 mm



100 Nails

**KLCT622P**

Magazine Load Capacity	100 Nails
Nail Type	Pins
Nail Dia.	0.63 mm
Nails	12-22 mm
Carrying Case	✓
Weight	0.7 kg



1.25 mm



10-32 mm



100 Nails

**KLCT32F**

Magazine Load Capacity	100 Nails
Nail Type	Brad Nails
Nail Dia.	1.25 mm
Nails	10-32 mm
Carrying Case	✓
Weight	1.1 kg



1.25 mm



20-50 mm



100 Nails

**KLCT50F**

Magazine Load Capacity	100 Nails
Nail Type	Brad Nails
Nail Dia.	1.25 mm
Nails	20-50 mm
Carrying Case	✓
Weight	1.3 kg

For the accessories of the KLCT series Air Nailers, see the "ACCESSORIES" section (Page: 86)

**AIR NAILER / STAPLER**



1.25 mm



20-50 mm



Nails: 100  
Staples: 100



5.7 mm



16-40 mm

**KLZCT509040**

Cartridge Capacity	100 Nails / 100 Staples
Nail Type	Brad Nails
Nail Dia. / Staple Width	1.25 / 5.7 mm
Nails / Staples Length	20-50 / 16-40 mm
Carrying Case	✓
Weight	1.5 kg

For the accessories of the KLZCT509040 Air Nailer/Stapler, see the "ACCESSORIES" section (Page: 86).

**AIR STAPLERS**



12.8 mm



6-16 mm



150 Staples

**KLZT8016H**

Magazine Load Capacity	150 Staples
Staple Width	12.8 mm
Staple Length	6-16 mm
Carrying Case	✓
Weight	0.9 kg



5.7 mm



16-40 mm



100 Staples

**KLZT9040H**

Magazine Load Capacity	100 Staples
Staple Width	5.7 mm
Staple Length	16-40 mm
Carrying Case	✓
Weight	1.5 kg



10.8 mm



18-51 mm



80 Staples

**KLZT851N**

Magazine Load Capacity	80 Staples
Staple Width	10.8 mm
Staple Length	18-51 mm
Carrying Case	✓
Weight	3.2 kg



8.6 mm



16-40 mm



180 Staples

**KLZT9240H**

Magazine Load Capacity	180 Staples
Staple Width	8.6 mm
Staple Length	16-40 mm
Carrying Case	✓
Weight	2.0 kg

**AIR IMPACT WRENCHES**

**NEW**



1/2 "



340 Nm



7000 rpm



Single Hammer



1/4 "

**KLHA403**

Max. Torque	340 Nm
Length	205 mm
No-load Speed	7000 rpm
Hammer Mechanism	Single Hammer
Air Inlet	1/4"
Anvil Size	1/2"
Weight	2.2 kg

**NEW**



3/4 "



678 Nm



4500 rpm



Single Hammer



1/4 "

**KLHA0740**

Max. Torque	678 Nm
Length	247 mm
No-load Speed	4500 rpm
Hammer Mechanism	Single Hammer
Air Inlet	1/4 "
Anvil Size	3/4"
Weight	4.5 kg

**NEW**



1"



3200 Nm



3200 rpm



Single Hammer



1/2 "

**KLHA9981**

Max. Torque	3200 Nm
Length	582 mm
No-load Speed	3200 rpm
Hammer Mechanism	Single Hammer
Air Inlet	1/2 "
Anvil Size	1"
Weight	16.5 kg

**AIR IMPACT WRENCH SET**

**NEW**



1/2 "



340 Nm



7000 rpm



Single Hammer



1/4 "

**KLHA403K**

Max. Torque	340 Nm
Length	205 mm
No-load Speed	7000 rpm
Hammer Mechanism	Single Hammer
Air Inlet	1/4"
Anvil Size	1/2"
Weight	2.2 kg



**AIR RATCHET WRENCH**



1/2"



67 Nm



160 rpm



1/4"

**KLHA31**

Max. Torque	67 Nm
Length	263 mm
No-load Speed	160 rpm
Air Inlet	1/4"
Anvil Size	1/2"
Weight	1.2 kg

**AIR SCREWDRIVER**



1/4"



3-9 Nm



1800 rpm



1/4"

**KLHA802**

Capacity	6 mm
Max. Torque	3-9 Nm
Length	200 mm
No-load Speed	1800 rpm
Air Inlet	1/4"
HEX Drive Capacity	1/4"
Weight	1.1 kg

**AIR DRILL**



1800 rpm



10 mm



1/4"

**KLHA705**

Drill Chuck	10 mm
Right-Left	<input checked="" type="checkbox"/>
Length	183 mm
No-load Speed	1800 rpm
Air Inlet	1/4"
Weight	1.1 kg

**AIR HAMMER KIT**



10.4 mm



41 mm



5000 min



1/4"

**KLHA0101RK**

Bit Input Dia.	10.4 mm
Piston Stroke	41 mm
No. of Strike	5000 min
Impact Energy	7 J
Length	134 mm
Air Inlet	1/4"
Weight	1.4 kg

## AIR DIE GRINDER

NEW



6 mm



22000 rpm



Rear

### KLHA512

Collet Size	6 mm
Length	168 mm
No-load Speed	22000 rpm
Exhaust	Rear
Air Inlet	1/4"
Weight	0.6 kg

## AIR RANDOM ORBIT SANDER

NEW



150 / 2.5 mm



9000 rpm



1/4"

### KLHA603V6

Wheel Dia. / Orbit Dia.	150 / 2.5 mm
Spindle Thread	5/16" x 24 UNF
Length	175 mm
No-load Speed	9000 rpm
Air Inlet	1/4"
Weight	1.1 kg

#### Accessories

Dust collecting hose, dust mask

## AIR ANGLE GRINDER

NEW



125 mm



11000 rpm



1/4"

### KLHA185

Wheel Dia.	125 mm
Length	225 mm
No-load Speed	11000 rpm
Air Inlet	1/4"
Weight	1.7 kg

## AIR RIVETER

NEW



5 mm



1/4"



1.7 Kg

### KLHA0810

Capacity	5 mm
Length	225 mm
Air Inlet	1/4"
Weight	1.7 kg

**AIR GREASE GUN**



**KLHA843**

Capacity	500 cc
Air Inlet	1/4"
Weight	1.3 kg

**AIR CAULKING GUN**



**KLHA9907**

Air Inlet	1/4"
-----------	------

**COMPATIBLE WITH SILICONE CARTRIDGES**

**AIR SPRAY GUNS**



600 ml



3.5 Bar (50 psi)



G 1/4"

**AB17G**

**1.4**

**1.7**

**2.0**

<b>Air Pressure</b>	3.5 Bar (50 psi)	3.5 Bar (50 psi)	3.5 Bar (50 psi)
<b>Air Inlet</b>	G 1/4"	G 1/4"	G 1/4"
<b>Capacity</b>	600 ml	600 ml	600 ml
<b>Fluid Nozzle</b>	1.4 mm	1.7 mm	2.0 mm



600 ml



3.5 Bar (50 psi)



G 1/4"

**E70**

**1.4**

**1.8**

**2.0**

<b>Air Pressure</b>	3.5 Bar (50 psi)	3.5 Bar (50 psi)	3.5 Bar (50 psi)
<b>Air Inlet</b>	G 1/4"	G 1/4"	G 1/4"
<b>Capacity</b>	600 ml	600 ml	600 ml
<b>Fluid Nozzle</b>	1.4 mm	1.8 mm	2.0 mm

**AIR SPRAY GUNS**



1000 ml



3.5 Bar (50 psi)



G 1/4"

**AB17S**

**1.4**

**1.7**

**2.0**

<b>Air Pressure</b>	3.5 Bar (50 psi)	3.5 Bar (50 psi)	3.5 Bar (50 psi)
<b>Air Inlet</b>	G 1/4"	G 1/4"	G 1/4"
<b>Capacity</b>	1000 ml	1000 ml	1000 ml
<b>Fluid Nozzle</b>	1.4 mm	1.7 mm	2.0 mm



1000 ml



3.5 Bar (50 psi)



G 1/4"

**G70**

**1.4**

**1.8**

**2.0**

<b>Air Pressure</b>	3.5 Bar (50 psi)	3.5 Bar (50 psi)	3.5 Bar (50 psi)
<b>Air Inlet</b>	G 1/4"	G 1/4"	G 1/4"
<b>Capacity</b>	1000 ml	1000 ml	1000 ml
<b>Fluid Nozzle</b>	1.4 mm	1.8 mm	2.0 mm

**AIR TEXTURE PAINT SPRAY GUN**



6000 ml



3.5 Bar (50 psi)



G 1/4"

**FR300**

Air Pressure	3.5 Bar (50 psi)
Air Inlet	G 1/4"
Capacity	6000 ml
Fluid Nozzle	4-6-8 mm

**AIR BLOWING GUN**



G 1/4"

**KLHT5**

Air Inlet	G 1/4"
-----------	--------

**AIR WASHING GUN**



90 psi



G 1/4"



600 cc

**KLYT1090**

Air Pressure	90 psi
Air Inlet	G 1/4"
Capacity	600 cc

**TYRE CHUCK**



G 1/4"

**KLHJ2**

Air Inlet	G 1/4"
-----------	--------

**PU AIR HOSES**

MADE IN  
**TÜRKİYE**



**KLSH5**

Hose Length	5 m
-------------	-----

**KLSH10**

Hose Length	10 m
-------------	------

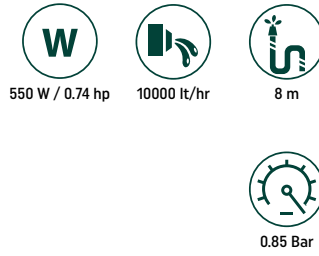
**KLSH15**

Hose Length	15 m
-------------	------



## SUBMERSIBLE PUMP (CLEAN WATER)

NEW

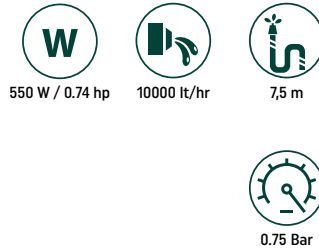


### KLP550TE

Power	550 W / 0.74 hp
Voltage	230 V / 50 Hz
Max. Water Flow	10000 lt/hr
Max. Water Pumping Height	8 m
Outlet Connection	30 mm / 1 - 1/4"
Max. Pressure	0.85 Bar
Protection Class	IP68
Weight	3.4 kg

## SUBMERSIBLE PUMP (DIRTY WATER)

NEW

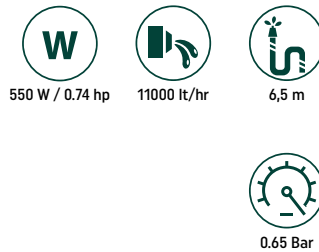


### KLP550KE

Power	550 W / 0.74 hp
Voltage	230 V / 50 Hz
Max. Water Flow	10000 lt/hr
Max. Water Pumping Height	7,5 m
Outlet Connection	30 mm / 1 - 1/4"
Max. Pressure	0.75 Bar
Protection Class	IP68
Weight	3.5 kg

## SUBMERSIBLE PUMP (DIRTY & CLEAN WATER)

NEW

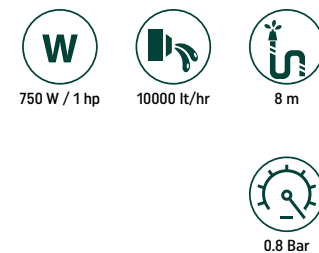


### KLP550TKE

Power	550 W / 0.74 hp
Voltage	230 V / 50 Hz
Max. Water Flow	11000 lt/hr
Max. Water Pumping Height	6,5 m
Outlet Connection	30 mm / 1 - 1/4"
Max. Pressure	0.65 Bar
Protection Class	IP68
Weight	4.15 kg

## STAINLESS STEEL SUBMERSIBLE PUMP (CLEAN WATER)

NEW



### KLP750IT

Power	750 W / 1 hp
Voltage	230 V / 50 Hz
Max. Water Flow	10000 lt/hr
Max. Water Pumping Height	8 m
Outlet Connection	10 mm / 1 - 1/4"
Max. Pressure	0.8 Bar
Protection Class	IP68
Weight	5 kg

STAINLESS STEEL SUBMERSIBLE PUMP (DIRTY WATER)



750 W / 1 hp



11500 lt/hr



7,5 m



0.8 Bar

KLP750KP

Power	750 W / 1 hp
Voltage	230 V / 50 Hz
Max. Water Flow	11500 lt/hr
Max. Water Pumping Height	7,5 m
Outlet Connection	10 mm / 1 - 1/4"
Max. Pressure	0.8 Bar
Protection Class	IP68
Weight	6.5 kg

VIBRATION SUBMERSIBLE PUMP



250 W / 0.33 hp



1080 lt/hr



60 m

KLPVP60A

Power	250 W / 0.33 hp
Voltage	230 V / 50 Hz
Max. Water Flow	1080 lt/hr
Max. Water Pumping Height	60 m
Outlet Connection	1/2"
Protection Class	IP68
Weight	3.2 kg

GARDEN PUMPS



370 W / 0.5 Hp



2100 lt/hr



35 m



8 m

KLP60QBA

Power	370 W / 0.5 Hp
Voltage	230 V / 50 Hz
Max. Water Flow	2100 lt/hr
Max. Water Pumping Height	35 m
Pipe Inlet / Outlet (NPT)	1" / 1"
Max. Water Suction Depth	8 m
Protection Class	IP44
Weight	3.8 kg



370 W / 0.5 Hp



4800 lt/hr



18 m



8 m

KLP130BPA

Power	370 W / 0.5 Hp
Voltage	230 V / 50 Hz
Max. Water Flow	4800 lt/hr
Max. Water Pumping Height	18 m
Pipe Inlet / Outlet (NPT)	1" / 1"
Max. Water Suction Depth	8 m
Protection Class	IP44
Weight	5.8 kg

**GARDEN PUMPS**

**NEW**



750 W / 1 Hp



7000 lt/hr



30 m



8 m

**KLP158BPA**

Power	750 W / 1 Hp
Voltage	230 V / 50 Hz
Max. Water Flow	7000 lt/hr
Max. Water Pumping Height	30 m
Pipe Inlet / Outlet (NPT)	1" / 1"
Max. Water Suction Depth	8 m
Protection Class	IP44
Weight	7.8 kg

**NEW**



750 W / 1 Hp



3600 lt/hr



48 m



8 m

**KLP100JETA**

Power	750 W / 1 Hp
Voltage	230 V / 50 Hz
Max. Water Flow	3600 lt/hr
Max. Water Pumping Height	48 m
Pipe Inlet / Outlet (NPT)	1" / 1"
Max. Water Suction Depth	8 m
Protection Class	IP44
Weight	12.1 kg

**GARDEN PUMP - STAINLESS STEEL**

**NEW**



1.3 kW / 1.75 hp



4800 lt/hr



48 m



9 m

**STAINLESS STEEL PUMP HEAD**

**KLP1300P**

Power	1.3 kW / 1.75 hp
Voltage	230 V / 50 Hz
Max. Water Flow	4800 lt/hr
Max. Water Pumping Height	48 m
Pipe Inlet / Outlet (NPT)	1" / 1"
Max. Water Suction Depth	9 m
Protection Class	IP44
Weight	9.3 kg

**SUBMERSIBLE SEWAGE PUMP**

**NEW**



1.1 kW / 1.47 hp



15 m<sup>3</sup>/hr



8 m

**KLP11F**

Power	1.1 kW / 1.47 hp
Voltage	230 V / 50 Hz
Max. Water Flow	15 m <sup>3</sup> /hr
Max. Water Pumping Height	8 m
Outlet Connection	2"
Protection Class	IP44
Weight	16.9 kg

**AUTOMATIC PUMPS**

**NEW**



**W**  
750 W / 1 hp

**Q**  
3.6 m<sup>3</sup>/hr

**H**  
48 m

**D**  
8 m

**24 LITERS  
TANK CAPACITY**

**KLP100H**

Power	750 W / 1 hp
Voltage	230 V / 50 Hz
Max. Water Flow	3.6 m <sup>3</sup> /hr
Max. Water Pumping Height	48 m
Pipe Inlet / Outlet (NPT)	1" / 1"
Max. Water Suction Depth	8 m
Protection Class	IP44
Weight	16.8 kg

**NEW**



**W**  
750 W / 1 hp

**Q**  
3.6 m<sup>3</sup>/hr

**H**  
48 m

**D**  
8 m

**STAINLESS STEEL  
PUMP HEAD**

**24 LITERS  
TANK CAPACITY**

**KLP1100P**

Power	750 W / 1 hp
Voltage	230 V / 50 Hz
Max. Water Flow	3.6 m <sup>3</sup> /hr
Max. Water Pumping Height	48 m
Pipe Inlet / Outlet (NPT)	1" / 1"
Max. Water Suction Depth	8 m
Protection Class	IP44
Weight	11.8 kg

**MINI AUTOMATIC PUMP**

**NEW**



**W**  
370 W / 0.5 hp

**Q**  
2.2 m<sup>3</sup>/hr

**H**  
35 m

**D**  
8 m

**KLP370HM**

Power	370 W / 0.5 hp
Voltage	230 V / 50 Hz
Max. Water Flow	2.2 m <sup>3</sup> /hr
Max. Water Pumping Height	35 m
Pipe Inlet / Outlet (NPT)	1" / 1"
Max. Water Suction Depth	8 m
Protection Class	IP44
Weight	8 kg

**CIRCULATING PUMPS**

**NEW**



**W**  
100 W

**2.7 m³/saat**

**4 m**

**2850 dev/dk**

**3 SPEED LEVELS**

**KLP25-6CP**

Power	100 W
Voltage	230 V / 50 Hz
Max. Water Flow	2.7 m³/hr
Max. Water Pumping Height	4 m
Inlet/Outlet Connection	3/4" / 3/4"
Speed	2850 rpm
Protection Class	IP44
Weight	2.4 kg

**NEW**



**W**  
100 W

**2.7 m³/saat**

**4 m**

**2850 dev/dk**

**3 SPEED LEVELS**

**KLP25-6CP (130MM)**

Power	100 W
Voltage	230 V / 50 Hz
Max. Water Flow	3.3 m³/hr
Max. Water Pumping Height	4 m
Inlet/Outlet Connection	3/4" / 3/4"
Speed	2850 rpm
Protection Class	IP44
Weight	2.4 kg

**NEW**



**W**  
100 W

**3.1 m³/saat**

**6 m**

**2850 dev/dk**

**3 SPEED LEVELS**

**KLP25-7CP**

Power	100 W
Voltage	230 V / 50 Hz
Max. Water Flow	3.1 m³/hr
Max. Water Pumping Height	6 m
Inlet/Outlet Connection	3/4" / 3/4"
Speed	2850 rpm
Protection Class	IP44
Weight	2.5 kg





Master of Power, Power of Master!

**CHEMICAL  
PRODUCTS**

MADE IN  
**TÜRKİYE**

## /// SUPER GLUE



### KLHY01

Package Size	20 ml
Viscosity	Very low
Main Component	Ethyl cyanoacrylate
Gap Filling	0.05 mm
Ultimate Tensile Strength	19.6 N/mm <sup>2</sup>
Average Handling Time	Metal to metal : <10 seconds Plastic to plastic : <5 second Rubber to rubber : <3 seconds
Shelf Life	18 Months
Temperature Range	-54°C to +82°C
Viscosity	4-5 cP (Conditions: 22°C)
Specific Gravity	1.05 (Conditions: 22°C)
Inner Box	30
Box Quantity	360 pcs

- /// Suitable for working with fillers
- /// Can form low flexibility bonding
- /// Excellent resistance to many solvents

General purpose, extra fast, very low viscosity, solvent-free, ethyl cyanoacrylate adhesive. It quickly penetrates even the most capillary spaces. It adheres the parts that fit tightly to each other with the method of leaking from overhead. Compression is not required with vise etc. methods. It is recommended for use on smooth, polished surfaces.

Uses: It can be used on plastic, metal, rubber, tyre, leather, cork, felt, paper, vinyl, ceramic, glass, hard wood, formica, etc. coated surfaces and combinations of all these surfaces.

## /// CHEMICAL ANCHOR



	KLKD11-300	KLKD11-345	KLKD11-410
Package Size	300 ml	345 ml	410 ml
Key Ingredient	Polyester reçine		
Colour	Gri		
Working Temperature	-40°C - +80°C *Max long-term temperature +50°C		
Specific Weight (g/ml)	1.60 – 1.70		
Inner Box	20	12	12
Box Quantity	1600	1200	1200
Compatibility Silicon Gun	✓	⊖	⊖

High quality general purpose polyester based two component that has been specially formulated for anchoring of wide variety of construction applications. It is easy to apply, cures and sets rapidly and is a high strength product. Used widely for medium loads in both horizontal and with its thixotropic feature even in vertical applications.

- /// High mechanical strength
- /// Saves time and work force
- /// Can be applied even at low temperatures

THREADLOCKERS



KLCS43-50

Package Size	50 ml
Strength	Medium
Gap Filling	up to 0.25 mm
Corrosive	Non-corrosive
Flash Point	>93°C
Shelf Life	24 Months
Colour	Blue
Temperature Range	-50°C to +150°C
Viskozite	4000 - 5000 cPs (@20 rpm)
Özgül Ağırlık	1.030
Kutu Adedi	10
Koli Adedi	120 pcs

KLCS43-250

Package Size	250 ml
Strength	Medium
Gap Filling	up to 0.25 mm
Corrosive	Non-corrosive
Flash Point	>93°C
Shelf Life	24 Months
Colour	Blue
Temperature Range	-50°C to +150°C
Viskozite	4000 - 5000 cPs (@20 rpm)
Özgül Ağırlık	1.030
Kutu Adedi	6
Koli Adedi	36 pcs

Medium strength, removable, general purpose anaerobic threadlocker. It has a special formulation that does not drip and flow after sticking. Dismantled parts can be reused. It is easy to apply and has a sealing property. It is used in machine adjustment bolts, hydraulic system bolts, bearing house bolts, carrier conveyor belt bolts.

- It can be used in all bolt and nut sizes.
- Provide resistance to vibration.
- It is resistant to leaks, corrosion, many chemicals, fuel oil, oils, and gases.



KLCS70-50

Package Size	50 ml
Strength	High
Gap Filling	up to 0.15 mm
Corrosive	Non-corrosive
Flash Point	>93°C
Shelf Life	24 Months
Colour	Green
Temperature Range	-50°C to +150°C
Viscosity	3000 - 4000 cPs (@20 rpm)
Specific Gravity	1.040
Inner Box	10
Box Quantity	120 pcs

KLCS70-250

Package Size	250 ml
Strength	High
Gap Filling	up to 0.15 mm
Corrosive	Non-corrosive
Flash Point	>93°C
Shelf Life	24 Months
Colour	Green
Temperature Range	-50°C to +150°C
Viscosity	3000 - 4000 cPs (@20 rpm)
Specific Gravity	1.040
Inner Box	6
Box Quantity	36 pcs

It is used in places where bolts, studs and nuts are not to be removed. It is generally used in engine studs, cylinder block connection studs, water pump coupling connections and white goods industry.

- It is a general purpose, non-removable, high strength threadlocker and bolt fixing product.
- Provide resistance to vibration.
- Dismantled parts can be reused.

## RETAINER



### KLRS38-50

Package Size	50 ml
Strength	High
Viscosity	Medium-High
Gap Filling	up to 0.25 mm
Corrosive	Non-corrosive
Flash Point	>93°C
Shelf Life	24 Months
Colour	Green
Temperature Range	-50°C to +150°C
Viscosity	4000 - 4500 cPs (@20 rpm)
Specific Gravity	1.04
Inner Box	10
Box Quantity	120 pcs

### KLRS38-250

Package Size	250 ml
Strength	High
Viscosity	Medium-High
Gap Filling	up to 0.25 mm
Corrosive	Non-corrosive
Flash Point	>93°C
Shelf Life	24 Months
Colour	Green
Temperature Range	-50°C to +150°C
Viscosity	4000 - 4500 cPs (@20 rpm)
Specific Gravity	1.04
Inner Box	6
Box Quantity	36 pcs

- Can be used on all kinds of rough surfaces.
- Provide resistance to vibration.
- Used for strengthening mechanical connections.

It is a one component, medium to high viscosity, very high strength product. Can be used on all kinds of rough surfaces. Used for strengthening mechanical connections. Fits bearings, prevent dislocations. Clamps the rotor to the shaft. Ideal for bonding and fixing of shafts, gears, pulleys and other cylindrical metal fittings. Fits impellers and shafts together.

## PIPE SEALANT



### KLBS43-50

Package Size	50 ml
Strength	Medium
Viscosity	Medium
Gap Filling	up to 0.20 mm
Corrosive	Non-corrosive
Approvals	WRAS, DVGW, TSE
Average Handling Time	10 minutes (Conditions: 22°C)
Flash Point	>93°C (Method: ASTM D56-05)
Shelf Life	24 Months
Colour	Blue
Temperature Range	-50°C to +150°C
Viscosity	7000 - 8000 cPs(@20rpm) (22°C, Method: ISO 2555, Equipment: Brookfield RVT, spindle 3)
Specific Gravity	1.030 (22°C)
Inner Box	10
Box Quantity	120 pcs

### KLBS43-250

Package Size	250 ml
Strength	Medium
Viscosity	Medium
Gap Filling	up to 0.20 mm
Corrosive	Non-corrosive
Approvals	WRAS, DVGW, TSE
Average Handling Time	10 minutes (Conditions: 22°C)
Flash Point	>93°C (Metot: ASTM D56-05)
Shelf Life	24 Months
Colour	Blue
Temperature Range	-50°C to +150°C
Viscosity	7000 - 8000 cPs(@20rpm) (22°C, Method: ISO 2555, Equipment: Brookfield RVT, spindle 3)
Specific Gravity	1.030 (22°C)
Inner Box	6
Box Quantity	36 pcs

- 100% leak-proof sealing solution for metal threaded joints.
- Very high setting speed even at cold temperatures(<0°C).
- Fixed parts can be disassembled by hand tools.

General purpose, medium viscosity, medium strength, removable, oil-resistant, -50 °C / + 150 °C temperature resistant pipe sealant. It does not contain solvent. It does not pollute with its non-drip formulation. It resists very high pressures at full setting. Provides anaerobic sealing. Keeps its sealing properties against shocks & vibrations long after the application. It is used in close-fitting metal pipe threads, pressure vessels, air compressors, hydraulic systems and tanks, areas where resistance against vibration is required, where all kinds of water, oil, grease and many chemicals pass. Suitable for metal-metal and plastic-metal threaded connections. Suitable for Type H thick metal thread joints according to TSE EN 751-1 Standard. It has approval for drinking water applications.



Master of Power, Power of Master!

# MASTERS' BAGS

MADE IN  
**TÜRKİYE**



**TOOL VEST**



**NEW**



**KLTGY01**

- DURABLE WOVEN FABRIC
- MULTI-FUNCTION DESIGNED 13 POCKETS
- PADDED SHOULDER STRAP
- ERGONOMIC DESIGN TO GRIP WAIST
- ONE SIZE FITS ALL
- MESH FABRIC HELP KEEP YOU DRY AND COOL
- ADJUSTABLE HOOK AND LOOPS ON SHOULDER STRAPS
- REFLECTIVE STRIPS ON BOTH FRONT AND BACK
- DURABLE ZIPPER CLOSURE
- DURABLE HANGER

**SMALL SIZE TOOL CARRYING BAG**



**KLTCT14**

- MULTIPLE INTERIOR AND OUTSIDE POCKETS
- SOLID CORNERS KEEP BODY UPRIGHT
- REINFORCED BASE AND BODY
- PADDED SHOULDER STRAP
- WATERPROOF FABRIC
- 32 x 18 x 26 cm

**MEDIUM SIZE TOOL CARRYING BAG**



**KLTCT16**

- MULTIPLE INTERIOR AND OUTSIDE POCKETS
- SOLID CORNERS KEEP BODY UPRIGHT
- REINFORCED BASE AND BODY
- PADDED METAL CONNECTED WOVEN SHOULDER STRAP, STRONG WEAVING HANDLES
- WATERPROOF FABRIC
- 36 x 22 x 31 cm

**LARGE SIZE TOOL CARRYING BAG**



**KLTCT18**

- DESIGNED FOR POWER TOOLS AND COMBO SETS
- SOLID CORNERS KEEP BODY UPRIGHT
- PADDED METAL CONNECTED WOVEN SHOULDER STRAP, STRONG WEAVING HANDLES
- WATERPROOF FABRIC
- 48x25x35CM

**MULTIPLE POCKET TOOL CARRYING BAG**



**KLTCT20**

- MULTIPLE INTERIOR AND OUTSIDE POCKETS
- SOLID CORNERS KEEP BODY UPRIGHT
- REINFORCED BASE AND BODY
- 33 DIFFERENT TYPE COMPARTMENTS
- PADDED METAL CONNECTED WOVEN SHOULDER STRAP, STRONG WEAVING HANDLES
- WATERPROOF FABRIC
- 46 x 27 x 34 cm

**HALF OPEN CARRYING BAG WITH PLASTIC BASE**

NEW



**KLTCT35-PT**

- 38 DIFFERENT INTERIOR AND OUTSIDE POCKETS
- HALF OPEN SPECIAL DESIGN
- REINFORCED BODY AND PLASTIC BASE
- PADDED METAL CONNECTED WOVEN SHOULDER STRAP, STRONG WEAVING HANDLES
- SOLID CORNERS KEEP BODY UPRIGHT
- USEABLE DOUBLE SIDE
- WATERPROOF FABRIC
- 40 x 21 x 25 cm

**TOOL CARRYING BAG WITH PLASTIC BASE**

NEW



**KLTCT17-PT**

- REINFORCED BODY AND PLASTIC BASE
- WOVEN SHOULDER STRAP AND HANDLES
- MULTIPLE INTERIOR AND OUTSIDE POCKETS
- WATERPROOF FABRIC
- 40 x 21 x 25 cm

**HEAVY DUTY TOOL CARRYING BAG****KLCT19-T**

- /// ALUMINIUM TELESCOPIC HANDLE
- /// 18 DIFFERENT COMPARTMENTS FOR LARGE STORAGE AND WELL ORGANIZED
- /// REINFORCED BASE AND BODY
- /// DESIGNED FOR POWER TOOLS AND COMBO SETS
- /// WATERPROOF FABRIC
- /// 50,5 x 24 x 33 cm

**BACKPACK****KLCS26**

- /// DURABLE WOVEN HANDLES, PADDED BACK STRAP
- /// 11 POCKETS FOR DIFFERENT USES
- /// LARGE INTERIOR CAPACITY, SOFT BACK SUPPORT
- /// WATERPROOF FABRIC
- /// 37 x 16 x 47 cm

**HEAVY DUTY BACKPACK****KLCS28**

- /// PADDED COMPARTMENT FOR LAPTOPS AND TABLETS
- /// 22 DIFFERENT COMPARTMENTS FOR LARGE STORAGE AND WELL ORGANIZED
- /// SOFT BACK SUPPORT, PADDED BACK STRAP
- /// WATERPROOF FABRIC
- /// 39 x 17 x 49 cm

**MAGNETIC WRISTBAND****KLTCB03-M**

- /// STRONG NEODYMIUM MAGNET
- /// BREATHABLE MESH FABRIC
- /// ADJUSTABLE WRIST BELT
- /// ULTRA STRONG HOOK AND LOOP
- /// SOFT CONSTRUCTION FITTING PERFECTLY TO THE WRIST
- /// WATERPROOF FABRIC
- /// 31,5 x 9,5 cm

HEAVY DUTY WHEELED BACKPACK



**KLTCS29-T**

- ALUMINIUM TELESCOPIC HANDLE
- OPTIONAL PULLING OR CARRYING WITH BACK STRAP
- EASY REMOVABLE PADDED BACK STRAP
- 24 DIFFERENT COMPARTMENTS FOR LARGE STORAGE AND WELL ORGANIZED
- WATERPROOF FABRIC
- 54 x 24 x 42 cm

TECHNICIAN TOOL BAG



**KLTCE25**

- PADDED COMPARTMENT FOR LAPTOPS AND TABLETS
- 16 DIFFERENT COMPARTMENTS FOR LARGE STORAGE AND WELL ORGANIZED
- PADDED METAL CONNECTED WOVEN SHOULDER STRAP, STRONG WEAVING HANDLES
- WATERPROOF FABRIC
- 39,5 x 34 x 14,5 cm

WAIST TOOL CARRYING BAG



**KLTCT11**

- 8 DIFFERENT TYPE SECTION
- ERGONOMIC DESIGN
- 1 FLAP POCKET
- WATERPROOF FABRIC

WAIST TOOL CARRYING BAG



**KLTCT02-MA**

- 6 DIFFERENT TYPE SECTION
- ERGONOMIC FOAM DESIGN
- POCKET FOR DRIVER/DRILL
- COMPACT DESIGN POCKET FOR BATTERY
- COMPATIBLE FOR ALL CORDLESS DRILLS
- WATERPROOF FABRIC

\*Compatible with KLA8TA battery extension apparatus



### MULTIPLE COMPARTMENT ORGANIZER FOR BACKPACK

NEW



#### KLTCTA07-S

- DURABLE WOVEN FABRIC
- DURABLE HANGER
- FUNCTIONAL FRONT BACK USE
- 2 LARGE, 2 MEDIUM, 5 SMALL POCKETS ON THE FRONT
- 4 MEDIUM POCKETS ON BACK, 6 HANDLES

### FOLDABLE TOOL BAG

NEW



#### KLTCT08-K

- DURABLE WOVEN FABRIC
- DURABLE SHOULDER STRAP
- STURDY HAND STRAP
- ZIPPERED COMPARTMENT AT THE BACK
- 4 INNER ZIPPER COMPARTMENTS

### WRIST TOOL BAG FOR BELT

NEW



#### KLTCT04-KA

- PADDEDD BELT HANG APARATUS
- CAN BE EASILY HUNG BY BIRD EYES
- 7 POCKETS
- WATERPROOF FABRIC
- ERGONOMIC FOAMED DESIGN
- 29,5 x 15 cm

### ROLL UP WRENCH HOLDER POUCH



#### KLTAC06 (4-19 mm)

- SUITABLE FOR OPEN END AND COMBINATION WRENCHS
- CAN BE EASILY HUNG TO WALLS BY BIRD EYES
- 8 WRENCH SECTIONS
- 3 FRONT POCKETS
- 26,5 x 29 cm

### ROLL UP WRENCH HOLDER POUCH



#### KLTAC10-C (4-24 mm)

- SUITABLE FOR OPEN END AND COMBINATION WRENCHS
- 12 WRENCH SECTION
- FRONT ZIPPERED POCKET
- WATERPROOF FABRIC
- 4 FRONT POCKETS
- 47 x 33,5 cm





Master of Power, Power of Master!

# ACCESSORIES

# MADE IN GERMANY



SDS Plus



SDS Max



HEX



\* All drill bits are made in Germany, all chisels are made in Italy.

SDS-PLUS DRILL BITS



Code	Dia	Drilling Length	Total Length
KL.253.040.110	4 mm	50 mm	110 mm
KL.253.040.160	4 mm	100 mm	160 mm
KL.253.050.110	5 mm	50 mm	110 mm
KL.253.050.160	5 mm	100 mm	160 mm
KL.253.050.210	5 mm	150 mm	210 mm
KL.253.055.110	5,5 mm	50 mm	110 mm
KL.253.055.160	5,5 mm	100 mm	160 mm
KL.253.055.260	5,5 mm	200 mm	260 mm
KL.253.060.110	6 mm	50 mm	110 mm
KL.253.060.160	6 mm	100 mm	160 mm
KL.253.060.210	6 mm	150 mm	210 mm
KL.253.060.260	6 mm	200 mm	260 mm
KL.253.060.460	6 mm	400 mm	460 mm
KL.253.065.110	6,5 mm	50 mm	110 mm
KL.253.065.160	6,5 mm	100 mm	160 mm
KL.253.065.210	6,5 mm	150 mm	210 mm
KL.253.065.260	6,5 mm	200 mm	260 mm
KL.253.070.110	7 mm	50 mm	110 mm
KL.253.070.160	7 mm	100 mm	160 mm
KL.253.080.110	8 mm	50 mm	110 mm
KL.253.080.160	8 mm	100 mm	160 mm
KL.253.080.210	8 mm	150 mm	210 mm
KL.253.080.260	8 mm	200 mm	260 mm
KL.253.080.310	8 mm	250 mm	310 mm
KL.253.080.460	8 mm	400 mm	460 mm
KL.253.080.600	8 mm	500 mm	600 mm
KL.253.090.160	9 mm	100 mm	160 mm
KL.253.100.110	10 mm	50 mm	110 mm
KL.253.100.160	10 mm	100 mm	160 mm
KL.253.100.210	10 mm	150 mm	210 mm
KL.253.100.260	10 mm	200 mm	260 mm
KL.253.100.310	10 mm	250 mm	310 mm
KL.253.100.360	10 mm	300 mm	360 mm
KL.253.100.460	10 mm	400 mm	460 mm
KL.253.100.600	10 mm	550 mm	600 mm
KL.253.101.000	10 mm	950 mm	1000 mm
KL.253.110.160	11 mm	100 mm	160 mm
KL.253.110.260	11 mm	200 mm	260 mm
KL.253.120.165	12 mm	100 mm	160 mm
KL.253.120.215	12 mm	150 mm	210 mm
KL.253.120.265	12 mm	200 mm	260 mm
KL.253.120.310	12 mm	250 mm	310 mm
KL.253.120.450	12 mm	400 mm	450 mm
KL.253.120.600	12 mm	550 mm	600 mm
KL.253.121.000	12 mm	950 mm	1000 mm
KL.253.130.160	13 mm	100 mm	160 mm
KL.253.130.265	13 mm	200 mm	260 mm
KL.253.140.165	14 mm	100 mm	160 mm
KL.253.140.215	14 mm	150 mm	210 mm

### SDS-PLUS DRILL BITS

Code	Dia	Drilling Length	Total Length
KL.253.140.265	14 mm	200 mm	260 mm
KL.253.140.310	14 mm	250 mm	310 mm
KL.253.140.450	14 mm	400 mm	450 mm
KL.253.140.600	14 mm	550 mm	600 mm
KL.253.141.000	14 mm	950 mm	1000 mm
KL.253.150.160	15 mm	100 mm	160 mm
KL.253.150.210	15 mm	150 mm	210 mm
KL.253.150.260	15 mm	200 mm	260 mm
KL.253.160.165	16 mm	100 mm	160 mm
KL.253.160.215	16 mm	150 mm	210 mm
KL.253.160.265	16 mm	200 mm	260 mm
KL.253.160.310	16 mm	250 mm	310 mm
KL.253.160.450	16 mm	400 mm	450 mm
KL.253.160.600	16 mm	550 mm	600 mm
KL.253.160.800	16 mm	750 mm	800 mm
KL.253.161.000	16 mm	950 mm	1000 mm
KL.253.180.200	18 mm	150 mm	200 mm
KL.253.180.300	18 mm	250 mm	300 mm
KL.253.180.450	18 mm	400 mm	450 mm
KL.253.180.600	18 mm	550 mm	600 mm
KL.253.200.200	20 mm	150 mm	200 mm
KL.253.200.300	20 mm	250 mm	300 mm
KL.253.200.450	20 mm	400 mm	450 mm
KL.253.200.600	20 mm	550 mm	600 mm
KL.253.201.000	20 mm	950 mm	1000 mm
KL.253.220.250	22 mm	200 mm	250 mm
KL.253.220.450	22 mm	400 mm	450 mm
KL.253.220.600	22 mm	550 mm	600 mm
KL.253.221.000	22 mm	950 mm	1000 mm
KL.253.240.250	24 mm	200 mm	250 mm
KL.253.240.450	24 mm	400 mm	450 mm
KL.253.250.250	25 mm	200 mm	250 mm
KL.253.250.450	25 mm	400 mm	450 mm
KL.253.260.450	26 mm	400 mm	450 mm

### SDS-PLUS DRILL BITS - 4 CUTTING EDGE CONCEPT



Code	Dia	Drilling Length	Total Length
KL.251.050.160	5 mm	100 mm	160 mm
KL.251.060.160	6 mm	100 mm	160 mm
KL.251.060.210	6 mm	150 mm	210 mm
KL.251.065.160	6.5 mm	100 mm	160 mm
KL.251.080.160	8 mm	100 mm	160 mm
KL.251.080.210	8 mm	150 mm	210 mm
KL.251.100.160	10 mm	100 mm	160 mm
KL.251.100.210	10 mm	150 mm	210 mm
KL.251.120.160	12 mm	100 mm	160 mm
KL.251.120.210	12 mm	150 mm	210 mm
KL.251.140.210	14 mm	100 mm	210 mm
KL.251.160.210	16 mm	100 mm	210 mm

**SDS-MAX DRILL BITS**



<b>Code</b>	<b>Dia</b>	<b>Drilling Length</b>	<b>Total Length</b>
KL.270.120.341	12 mm	200 mm	340 mm
KL.270.120.541	12 mm	400 mm	540 mm
KL.270.120.691	12 mm	550 mm	690 mm
KL.270.140.341	14 mm	200 mm	340 mm
KL.270.140.541	14 mm	400 mm	540 mm
KL.270.160.341	16 mm	200 mm	340 mm
KL.270.160.541	16 mm	400 mm	540 mm
KL.270.180.341	18 mm	200 mm	340 mm
KL.270.180.541	18 mm	400 mm	540 mm
KL.270.200.321	20 mm	200 mm	320 mm
KL.270.200.521	20 mm	400 mm	520 mm
KL.270.200.921	20 mm	800 mm	920 mm
KL.270.220.320	22 mm	200 mm	320 mm
KL.270.220.520	22 mm	400 mm	520 mm
KL.270.220.920	22 mm	800 mm	920 mm
KL.270.240.320	24 mm	200 mm	320 mm
KL.270.240.520	24 mm	400 mm	520 mm
KL.270.250.320	25 mm	200 mm	320 mm
KL.270.250.520	25 mm	400 mm	520 mm
KL.270.250.920	25 mm	800 mm	920 mm
KL.270.280.370	28 mm	250 mm	370 mm
KL.270.280.570	28 mm	450 mm	570 mm
KL.270.281.320	28 mm	1200 mm	1320 mm
KL.270.300.370	30 mm	250 mm	370 mm
KL.270.300.570	30 mm	450 mm	570 mm
KL.270.320.370	32 mm	250 mm	370 mm
KL.270.320.570	32 mm	450 mm	570 mm
KL.270.320.920	32 mm	800 mm	920 mm
KL.270.321.320	32 mm	1200 mm	1320 mm
KL.270.350.370	35 mm	250 mm	370 mm
KL.270.350.570	35 mm	450 mm	570 mm
KL.270.350.670	35 mm	550 mm	670 mm
KL.270.380.370	38 mm	250 mm	370 mm
KL.270.380.570	38 mm	450 mm	570 mm
KL.270.400.370	40 mm	250 mm	370 mm
KL.270.400.570	40 mm	450 mm	570 mm
KL.270.400.920	40 mm	800 mm	920 mm
KL.270.450.570	45 mm	450 mm	570 mm
KL.270.500.570	50 mm	450 mm	570 mm



### SDS-PLUS CHISELS



Code	Dia.	Length	Description
KL.502.000.251	-	250 mm	Point Chisel
KL.502.120.250	20 mm	250 mm	Flat Chisel
KL.502.240.250	40 mm	250 mm	Spade Chisel
KL.502.422.250	22 mm	250 mm	Chisel with Channel and Glides
KL.502.540.200	40 mm	200 mm	Tile Chisel
KL.502.322.250	22 mm	250 mm	Hollow Chisel

### SDS-MAX CHISELS



Code	Dia.	Length	Description
KL.503.000.280	-	280 mm	Point Chisel
KL.503.000.400	-	400 mm	Point Chisel
KL.503.125.280	25 mm	280 mm	Flat Chisel
KL.503.125.400	25 mm	400 mm	Flat Chisel
KL.503.280.300	80 mm	300 mm	Spade Chisel
KL.503.250.400	50 mm	400 mm	Spade Chisel
KL.503.326.300	26 mm	300 mm	Hollow Chisel
KL.503.435.380	35 mm	380 mm	Chisel with Channel and Glides
KL.503.550.300	50 mm	300 mm	Tile Chisel

### 28 mm HEXAGONAL CHISELS



Code	Dia.	Length	Description
KL.505.028.400	-	400 mm	Point Chisel
KL.505.128.400	35 mm	400 mm	Flat Chisel
KL.505.228.400	80 mm	400 mm	Spade Chisel



**DRIVER BITS SET**



Product Code	Description
KLBS30A	<p><b>31 Pcs Driver Bits Set</b>                      Torx Bits Set - T5, T6, T8, 2 x T10, 2 x T15, 2 x T20, T25, L= 25 mm                      Allen Bits - 2, 3, 4, 5, 6 mm, L= 25 mm                      Straight Bit - 2.5, 3, 4, 5, 6 mm, L= 25 mm                      Pozidriv Bit - PZ0, PZ1, PZ2, PZ3, PZ4, L= 25 mm                      Cross Slot Bit- PH0, PH1, PH2, PH3, PH4, L= 25 mm                      Magnetic Bit Holder</p>

**CONCRETE DRILL BIT SET**



Product Code	Description
KLUS5A	<p><b>Concrete Drill Bit Set</b>                      Bit Set - 4, 5, 6, 8, 10 mm</p>

**DRILL & DRIVER SET**



Product Code	Description
KLUS44A	<p><b>44 Pcs Drill &amp; Driver Set</b>                      Wooden Drill Bit - 3, 4, 5, 6, 8 mm                      Metal Drill Bit - 1, 1.5, 2, 2.5, 3, 3.5, 4, 4.5, 5, 5.5, 6 mm                      Concrete Drill Bit - 4, 5, 6, 8 mm                      Torx bit - T10, T15, T20, T25, T27, T30, T40 mm, L= 25 mm                      Straight Bit - 4, 5, 6 mm, L=25 mm / 4, 5 mm, L= 50 mm                      Pozidriv Bit - PZ0, PZ1, PZ2, PZ3, PZ4, L= 25 mm                      Cross Slot Bit - PH1, PH2, L= 50 mm PH1, PH2, PH3, L= 25 mm                      Magnetic Bit Holder                      Scale plastic</p>

## STAPLES



Code	Size	Suitable Machines	Package Pcs
KLZ08-5000	8 mm	KLZT8016H	5.000
KLZ10 -4000	10 mm	KLZT8016H	4.000
KLZ12-3000	12 mm	KLZT8016H	3.000
KLZ14-3000	14 mm	KLZT8016H	3.000
KLZ16-2250	16 mm	KLZT8016H	2.250
KLZ20-5000	20 mm	KLZT9040H, KLZC6041E, KLZCT509040	5.000
KLZ32-5000	32 mm	KLZT9040H, KLZCT509040	5.000
KLZ40-5000	40 mm	KLZT9040H, KLZCT509040	5.000
KLZ20B-1260	20 mm	KLZT9240H	1.260
KLZ30B-720	30 mm	KLZT9240H	720
KLZ40B-630	40 mm	KLZT9240H	630
KLZ5308	8 mm	KLZC6030E	2.000
KLZ5310	10 mm	KLZC6030E	2.000
KLZ5312	12 mm	KLZC6030E	2.000
KLZ5314	14 mm	KLZC6030E	2.000
KLZ5316	16 mm	KLZC6030E	2.000
KLZ20N-675	20 mm	KLZT851N	675
KLZ30N-525	30 mm	KLZT851N	525
KLZ40N-375	40 mm	KLZT851N	375
KLZ50N-300	50 mm	KLZT851N	300

## NAILS



Code	Size	Suitable Machines	Package Pcs
KLZ15F-5000	15 mm	KLZC6030E, KLZC6041E	5.000
KLZ20F-5000	20 mm	KLZC6041E, KLCT32F, KLCT50F	5.000
KLZ25F-5000	25 mm	KLZC6041E, KLCT32F, KLCT50F	5.000
KLZ32F-5000	32 mm	KLZC6041E, KLCT32F, KLCT50F	5.000
KLZ40F-5000	40 mm	KLCT32F, KLCT50F	5.000
KLZ50F-5000	50 mm	KLCT32F, KLCT50F	5.000
KLZ15P	15 mm	KLCT622P	2.000
KLZ22P	22 mm	KLCT622P	2.000

**BLADES**



**BLADES FOR MULTI TOOL**

Code	Dimension	Description
HDA950614	88 mm	HSS Saw Blade



**RECIPROCATING SAW BLADE**

Code	Description	Number of Packages
KLTLT300	Stainless Blade for Reciprocating Saw	3



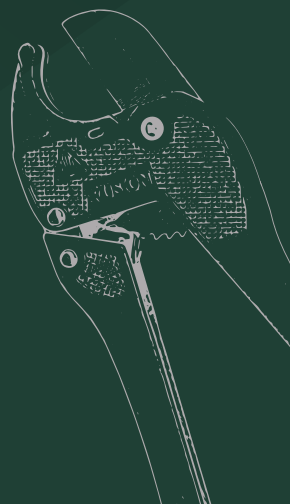

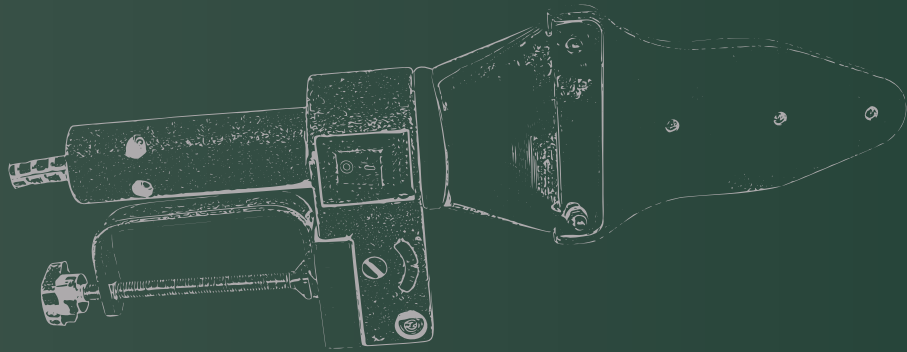

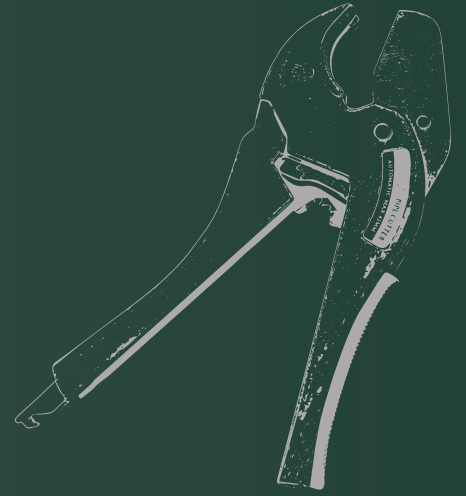

**WALL CHASER BLADE**

Code	Description
KL1002YB	35 mm Blade



**CIRCULAR SAW BLADE**

Code	Description
KLMSDT85	85 mm Multi Set Circular Saw Blade



**FUSION®**

"Welding of Master, Master of Welding"

**PLASTIC PIPE  
WELDING  
MACHINES**

MADE IN  
**TÜRKİYE**

PP PIPE WELDING MACHINES



**W**  
700 W

+50/+300°C

### SF3-BARE TOOL

Power	700 W
Voltage	220-240 v - 50 hz
Working Temperature	+50/+300°C
Max. Socket Dia.	50 mm
Weight	1.95 kg
Carrying Case	☐
Pcs. in Carton	1

ACCESSORY

**/// GALVANIZED C-CLAMP**

**NEW**



**W**  
700 W

+50/+300°C

### SF3-S4

Power	700 W
Voltage	220-240 v - 50 hz
Working Temperature	+50/+300°C
Max. Socket Dia.	50 mm
Weight	1.95 kg
Carrying Case	☐
Pcs. in Carton	1

ACCESSORIES

- /// GALVANIZED C-CLAMP**
- /// HEAVY DUTY IRON STAND**
- /// ALLEN WRENCH AND SPANNER**
- /// 20-25 MM HEAVY DUTY WELDING SOCKETS**
- /// 42 MM HEAVY DUTY PIPE CUTTER**

**NEW**



**W**  
700 W

+50/+300°C

### SF3-S6

Power	700 W
Voltage	220-240 v - 50 hz
Working Temperature	+50/+300°C
Max. Socket Dia.	50 mm
Weight	1.95 kg
Carrying Case	☑
Pcs. in Carton	1

ACCESSORIES

- /// LASER CUT METAL STAND**
- /// ALLEN WRENCH AND SPANNER**
- /// 20-25-32-40 MM HEAVY DUTY WELDING SOCKETS**
- /// 42 MM HEAVY DUTY PIPE CUTTER**
- /// STEEL CARRYING CASE**



PP PIPE WELDING MACHINES



**W**  
700 W

+50/+300°C

### SF3-SET

Power	700 W
Voltage	220-240 v - 50 hz
Working Temperature	+50/+300°C
Max. Socket Dia.	50 mm
Weight	1.95 kg
Carrying Case	✓ (Metal)
Pcs. in Carton	4

#### ACCESSORIES

- GALVANIZED C-CLAMP
- HEAVY DUTY IRON STAND
- ALLEN WRENCH AND SPANNER
- 20-25-32-40 MM HEAVY DUTY WELDING SOCKETS
- WELDING DISTANCE TEMPLATE
- KLB42 42 MM HEAVY DUTY PIPE CUTTER
- STEEL CARRYING CASE



NEW

**W**  
700 W

+50/+300°C

### SF3-S2

Power	700 W
Voltage	220-240 v - 50 hz
Working Temperature	+50/+300°C
Max. Socket Dia.	50 mm
Weight	1.95 kg
Carrying Case	✓ (Metal)
Pcs. in Carton	1

#### ACCESSORIES

- GALVANIZED C-CLAMP
- HEAVY DUTY IRON STAND
- ALLEN WRENCH AND SPANNER
- 2x20 - 2x25 - 1x32 - 1x40 MM HEAVY DUTY WELDING SOCKETS
- WELDING DISTANCE TEMPLATE
- KLB42 42 MM HEAVY DUTY PIPE CUTTER
- STEEL CARRYING CASE (49x23, 5x23,5 CM)
- 7 MM PIPE REPAIR SET
- 10 PCS PIPE REPAIR STOPPERS



**PP PIPE WELDING MACHINES**

NEW



**W**  
700 W

+50/+300°C

**KF10**

Power	700 W
Voltage	220-240 V / 50 Hz
Working Temperature	+50 /+300°C
Max. Socket Dia.	40 mm
Weight	0,74 kg
Carrying Case	—
Pcs. in Carton	1

NEW



**W**  
700 W

+50/+300°C

**KF10-S1**

Power	700 W
Voltage	220-240 V / 50 Hz
Working Temperature	+50 /+300°C
Max. Socket Dia.	40 mm
Weight	0,74 kg
Carrying Case	✓ (Metal)
Pcs. in Carton	4

**ACCESSORIES**

- ALUMINIUM STAND
- 20-25-32 MM HEAVY DUTY WELDING SOCKETS
- ALLEN WRENCH AND SPANNER
- WELDING DISTANCE TEMPLATE
- STEEL CARRYING CASE



**W**  
800 W

+50/+300°C

**MINI-BARE TOOL**

Power	800 W
Voltage	220-240 v - 50 hz
Working Temperature	+50/+300°C
Max. Socket Dia.	32 mm
Weight	0,75 kg
Carrying Case	—
Pcs. in Carton	1



**W**  
800 W

+50/+300°C

**MINI-S1**

Power	800 W
Voltage	220-240 v - 50 hz
Working Temperature	+50/+300°C
Max. Socket Dia.	32 mm
Weight	0,75 kg
Carrying Case	✓ (Metal)
Pcs. in Carton	1

**ACCESSORIES**

- ALUMINIUM STAND
- 20-25-32 MM WELDING SOCKETS
- HEAVY DUTY TYPE
- 42 MM AUTOMATIC PIPE CUTTER
- ALLEN WRENCH AND SPANNER
- STEEL CARRYING CASE

PP PIPE WELDING MACHINES



1250 W



+50/+300°C

NON-STICK TEFLON COATED HEATER

ACCESSORIES

GALVANIZED C-CLAMP  
HEAVY DUTY IRON STAND

SD12

Power	1250 W
Voltage	220-240 v - 50 hz
Working Temperature	+50/+300°C
Max. Socket Dia.	90 mm
Weight	2.0 kg
Carrying Case	☐
Pcs. in Carton	1



1500 W



+50/+300°C

NON-STICK TEFLON COATED HEATER

ACCESSORIES

GALVANIZED C-CLAMP  
HEAVY DUTY IRON STAND

SBT5

Power	1500 W
Voltage	220-240 v - 50 hz
Working Temperature	+50/+300°C
Max. Socket Dia.	125 mm
Weight	2.6 kg
Carrying Case	☐
Pcs. in Carton	1

PLASTIC PIPE CUTTER



KLBM42

HEAVY DUTY TYPE  
42 MM AUTOMATIC

MADE IN P.R.C.



KLBM63

HEAVY DUTY TYPE  
63 MM AUTOMATIC

MADE IN P.R.C.



NEW

KLBM75

HEAVY DUTY TYPE  
LIGHT  
DURABLE  
PRACTICAL  
75 MM AUTOMATIC  
PVC, CPVC, PP, PPRC, poliyiy, pe etc.  
Suitable for cutting type pipes.

**STANDS**



**SFTA01**

HEAVY DUTY IRON STAND



**MTA02**

ALUMINIUM STAND

**WELDING SOCKETS**



**FP20**  
20 mm



**FP25**  
25 mm



**FP32**  
32 mm



**FP40**  
40 mm



**FP50**  
50 mm



**FP63**  
63 mm



**FP75**  
75 mm



**FP90**  
90 mm



**FP110**  
110 mm



**FP125**  
125 mm

HEAVY DUTY TYPE    LONG LASTING TEFLON COATED

**WELDING SOCKET SET**



**FPS3-SET**

3 PCS. PROFESSIONEL SOCKET SET

20, 25, 32 MM HEAY DUTY WELDING SOCKETS



**PIPE REPAIR SETS**

**FBTS7**

7 MM PIPE REPAIR SET



**FBTS11**

11 MM PIPE REPAIR SET



**FBTT711**

1 10 PCS PPR-C PIPE REPAIR STOPPERS





"User Oriented"

**POWER TOOLS**

## CORDLESS DRIVERS / DRILLS

**NEW**



Accessory  
16 Pcs accessory

### KE2220DM

Electronic / Right-Left	✓ / ✓
Battery	12 V/2.0 Ah Li-Ion
Max. Torque	23 Nm
No-load Speed	0-350/0-1350 rpm
Chuck Capacity	10 mm
Tork Kademesi	21+3
Carrying Case/Double Battery	— / —

**NEW**



Aksesuar  
16 Parça aksesuar

### KE2220DM-DB

Electronic / Right-Left	✓ / ✓
Battery	12 V/2.0 Ah Li-Ion
Max. Torque	23 Nm
No-load Speed	0-350/0-1350 rpm
Chuck Capacity	10 mm
Tork Kademesi	21+3
Carrying Case/Double Battery	✓ / ✓



Accessory  
42 Pcs accessory

### KE18DM-15

Electronic / Right-Left	✓ / ✓
Battery	18 V / 1.5 Ah Li-Ion
Max. Torque	30 Nm
No-load Speed	0-350/0-1250 rpm
Chuck Capacity	0.8-10 mm
Carrying Case / Double	✓ / —



Accessory  
42 Pcs accessory

### KE18DM-20DB

Electronic / Right-Left	✓ / ✓
Battery	18 V / 2.0 Ah Li-Ion
Max. Torque	30 Nm
No-load Speed	0-350/0-1250 rpm
Chuck Capacity	0.8-10 mm
Carrying Case / Double	✓ / ✓



**IMPACT DRILLS**



600 W



0-3100 rpm



2-13 mm

**KE5513DM**

Electronic / Right-Left	✓ / ✓
Power	600 W
No-load Speed	0-3100 rpm
Chuck Capacity	2-13 mm

**HAMMER DRILLS**



820 W



0-1050 rpm



0-4700 / min



26 mm



2.8 J

Accessory  
5 Pcs accessory

**KE8226PM**

Electronic / Right-Left	✓ / ✓
Power	820 W
No-load Speed	0-1050 rpm
Impact Rate	0-4700 / min
Impact Energy	2.8 J
Max. Drilling Diameter in Concrete	26 mm
Carrying Case	✓

**GRINDER**



750 W



12000 rpm



115 mm

**SAFETY SWITCH**

**SOFT START**

**KE75115AT**

Electronic / Right-Left	✓ / ✓
Power	750 W
Wheel Dia.	115 mm
No-load Speed	1200 rpm
Carrying Case	✓

**ADJUSTABLE SPEED ANGLE GRINDER**



900 W



3000-11000 rpm



125 mm

**SAFETY SWITCH**

**SOFT START**

**KE90125AT**

Electronic / Right-Left	✓ / ✓
Power	900 W
Wheel Dia.	125 mm
No-load Speed	3000-11000 rpm
Carrying Case	✓

**POLISHER**



**W**  
1200 W

**rpm**  
600-3000 rpm

**mm**  
180 mm

**KE12180PS**

Electronic / Right-Left	✓ / ✓
Power	1200 W
Wheel Dia.	180 mm
No-load Speed	600-3000 rpm
Carrying Case	✓

**GRINDERS**



**W**  
2000 W

**rpm**  
8500 rpm

**mm**  
180 mm

**KE20180BT**

Electronic / Right-Left	✓ / ✓
Power	2000 W
Wheel Dia.	180 mm
No-load Speed	8500 rpm
Carrying Case	✓



**W**  
2000 W

**rpm**  
6600 rpm

**mm**  
230 mm

**KE20230BT**

Electronic / Right-Left	✓ / ✓
Power	2000 W
Wheel Dia.	230 mm
No-load Speed	6600 rpm
Carrying Case	✓

**MINI GRINDER**



**W**  
135 W

**rpm**  
8000 - 33000 rpm

Accessory  
\* 200 Prc set  
\* Flexible shaft

**KE135GT**

Electronic / Right-Left	✓ / ✓
Power	135 W
No-load Speed	8000-33000 rpm
Carrying Case	✓

**CORDLESS GLUE GUN**



**V**  
3.6 V / 1.5 Ah

**°C**  
135-170°C

**KE36SMT**

Battery	3.6 V / 1.5 Ah
Heating Time	40 sn
Working Temperature	135-170 °C
Glue Stick Dia.	Ø 7 mm
Weight	0.2 kg

**SANDER**



**KE30125EZ**

Electronic / Right-Left	✓ / ✓
Power	300 W
Sander Measure	125 mm
Number of Vibrations per Minute	6000-13000 /min
Carrying Case	✓

**JIG SAW**



Wood: 65 mm  
Steel: 6 mm  
Aluminium: 20 mm

**KE4030DT**

Electronic / Right-Left	✓ / ✓
Power	400 W
No-load Speed	500-3000 rpm
Angle Cutting	45 °
Cutting Capacity	Wood: 65 mm Steel: 6mm Aluminium: 20 mm
Carrying Case	✓

**CIRCULAR SAW**



**KE14185DAT**

Electronic / Right-Left	✓ / ✓
Power	1400 W
Blade Dia.	185 mm
Motor Rated Power	4800 rpm
90° Cutting Depth	65 mm
Carrying Case	✓

**HEAT GUN**



Level 1: 300 lt/min  
Level 2: 500 lt/min

Level 1: 450°C  
Level 2: 650°C

Accessory  
\*5 Prc set

**KE7202SH**

Electronic / Right-Left	✓ / ✓
Power	2000 W
Heat	level 1: 450° C level 2: 600° C
Air Flow	level 1: 300 lt/min level 2: 500 lt/min
Carrying Case	✓

**LASER MEASURER**



- /// AREA MEASUREMENT
- /// VOLUME MEASUREMENT
- /// PYTHAGORAS MEASUREMENT FUNCTION

**KE30LM**

Laser Class	630-670 nm, 1<mW
Measuring Accuracy	± 3 mm
Measuring Range	30 m
Battery	2 x 1.5 V AAA

**WELDING MACHINE**

**MADE IN ITALY**



**NEW**



6.8 kVA/5.4 kW



50/60 Hz



15-160 A



IP 21 S

- HOT START**
- ANTI-STICK**
- LIGHTWEIGHT ONLY 3.5 KG**

**KE160MMA**

Voltage	230 V
Frequency	50/60 Hz
Input Power	6.8 kVA
Current Range	15-160 A
Elektrode Dia.	1.6-4.0 mm
Insulation Class	H
Protection Class	IP 21 S
Weight	3.5 kg

**MIXER**



**NEW**



1600 W



0-850 rpm



M14



120 Lt



140 mm

Accessory  
1 pcs mixer blade

**KE1622MX**

Electronic / Right-Left	<input checked="" type="checkbox"/> / <input type="checkbox"/>
Power	1600 W
No-load Speed	0-850 rpm
Spindle Thread	M14
Max. Mixing Paddle	140 mm
Max. Capacity	120 lt
Carrying Case/Accessory	<input type="checkbox"/> / <input checked="" type="checkbox"/>
Weight	4.6 kg

**CHARGERS**



KEC100



KEC108

Code	Voltage	Outlet Current
KEC100	12 V	0.4 A
KEC108	18 V	1.5 A

**LI-ION BATTERIES**



KEA1213



KEA181



KEA182

Code	Voltage	Battery Capacity
KEA1213	12 V	1.3 Ah
KEA181	18 V	1.5 Ah
KEA182	18 V	2 Ah