

## MPG12115.0



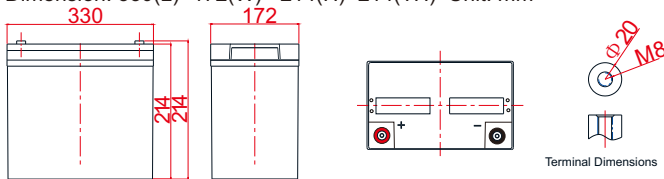
### Applications

- > Electric vehicle
- > Electric wheelchair
- > Electric scooter
- > Electric play car for children
- > Garbage truck
- > Patrol car

### General Features

- > High Corrosion Resistant Performance: Pb-Ca multi-alloy grid
- > High Energy Density and Power Density
- > Excellent Charge Acceptance Ability
- > Strong High and Low Temperature Performance
- > Optimized Capability of instant High-current Discharging
- > Low self-discharge rate

Dimension: 330(L)×172(W)×214(H)×214(TH) Unit: mm



### Specification

Nominal Voltage	12V
Nominal Capacity	115Ah
Design life	5 years
Terminal	M8
Approx. Weight	Approx33.5kg (73.7lbs)
Container Material	ABS
Rated Capacity	122Ah 10Hour Rate (12.2A to 10.5V)
	105.0Ah 3Hour Rate (35.0A to 10.5V)
	82.9Ah 1Hour Rate (82.9A to 10.5V)
Operating Temperature	Discharge: -20 ~50°C (-4~ 122°F)
	Charge : -20 ~50°C (-4~ 122°F)
	Storage: -20 ~50°C (-4~ 122°F)
Charge Method (25 °C)	Float Use:13.7-13.9V@25°C
	Cycle Use :14.7-14.9V,@25°C
	Max charge current 15.8A
Self discharge	3% of capacity declined per month at 25°C

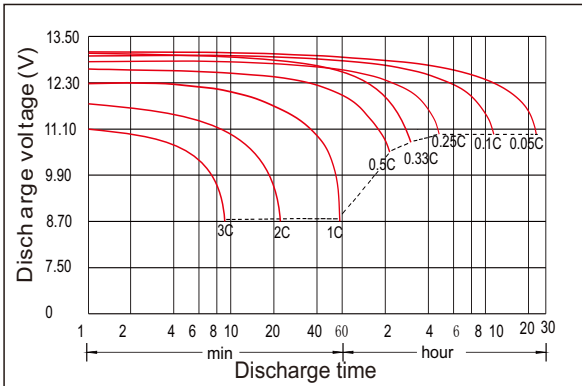
### Constant Current Discharge Characteristics Unit: A (25°C, 77°F)

F.V/Time	5Min	15Min	30Min	1h	2h	3h	5h	8h	10h	20h
1.60V	446	240	146	85.3	48.9	36.2	23.8	15.3	12.5	6.58
1.65V	433	232	143	84.8	48.6	35.9	23.6	15.1	12.4	6.55
1.70V	415	227	141	84.1	48.3	35.3	23.3	15.0	12.3	6.51
1.75V	382	220	140	82.9	47.5	35.0	23.1	14.9	12.2	6.49
1.80V	342	205	134	80.8	46.7	34.7	22.5	14.8	12.1	6.45
1.85V	305	183	122	74.8	44.3	32.7	21.3	14.2	11.7	6.34

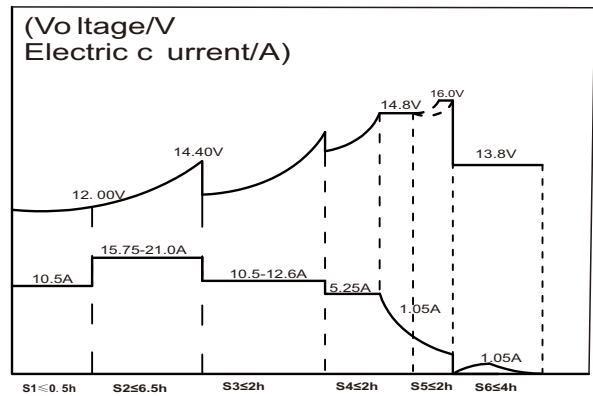
### Constant Power Discharge Characteristics Unit: W/cell(25°C, 77°F)

F.V/Time	5Min	15Min	30Min	1h	2h	3h	5h	8h	10h	20h
1.60V	748	422	264	161	92.5	68.9	45.2	29.7	24.1	13.0
1.65V	720	415	261	160	92.2	68.0	44.9	29.4	23.9	13.0
1.70V	716	410	261	159	91.8	67.7	44.6	29.3	23.6	12.9
1.75V	668	407	260	157	91.3	67.3	44.3	29.1	23.4	12.8
1.80V	613	385	254	156	91.1	67.0	43.8	28.8	23.2	12.8
1.85V	547	344	233	145	87.0	63.7	41.8	27.8	22.8	12.7

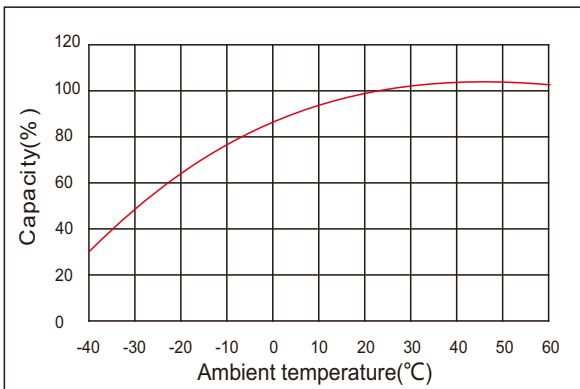
Discharge characteristic



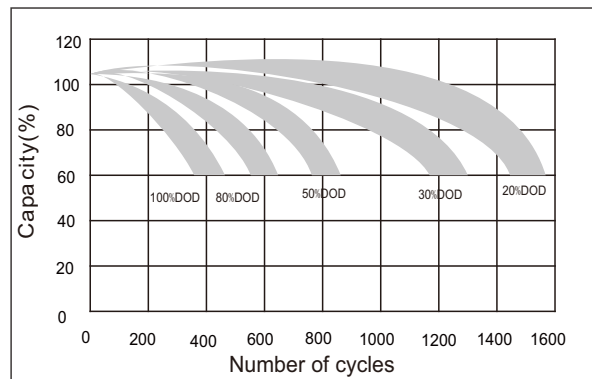
Charging characteristic



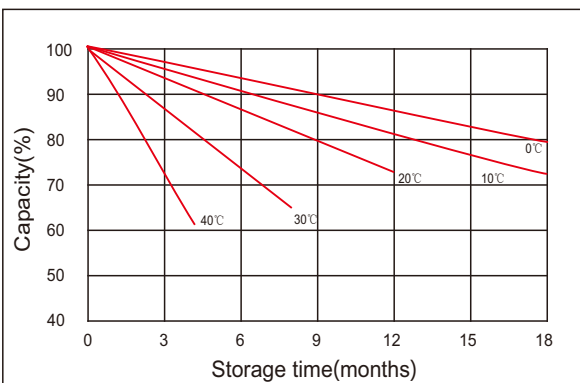
The effect of temperature on capacity



The effect of discharge depth on cycle life



Curves of self-discharge



Curves of open circuit voltage vs. capacity

