

Embroidery Design Guide

Nakış Tasarımı Kılavuzu

คู่มือการออกแบบลายปัก

绣花设计指南

刺繡設計手冊

자수 디자인 안내서



Note

Embroidery time and size of each design in this guide may differ from the information on the machine display. Please use for reference purpose only.

Not

Bu kılavuzda yer alan her tasarımın nakış süresi ve boyutu, makine ekranındaki bilgilerden farklı olabilir. Lütfen yalnızca referans amaçlı kullanın.

หมายเหตุ

เวลาที่ใช้ในการปักและขนาดของแต่ละดีไซน์ในคู่มือนี้ อาจแตกต่างจากข้อมูลบนหน้าจอเครื่องโปรดใช้เพื่อการอ้างอิงเท่านั้น

提示

本指南中每个设计花样的绣花时间及尺寸大小可能与您机器上显示的信息有所不同。本指南仅供参考。

提醒

本手冊上所標示的花樣的刺繡時間及大小會與機器螢幕上顯示的有所不同。本手冊僅為參考用。

참고

자수시간과 사이즈는 자수기에 표시되는 정보와 다를 수 있습니다. 참고용으로 사용하시길 바랍니다.

Contents

Summary of Embroidery Patterns	2
Embroidery Pattern Color Change Table	20
Embroidery Ideas	44
Color Thread Conversion Chart.....	46
Font Name Chart.....	49

สารบัญ

สรุปแพทเทิร์นลายปัก.....	2
ตารางการเปลี่ยนสีแพทเทิร์นลายปัก.....	20
ไอเดียงานปัก.....	44
ตารางเทียบสีด้าย.....	46
ตารางชื่อฟอนต์.....	49

目錄

刺繡花樣概要.....	2
刺繡花樣顏色轉換表.....	20
刺繡創作意念.....	44
繡線顏色轉換表.....	46
字體名稱表.....	49

İçindekiler

Nakış Desenlerinin Özeti.....	2
Nakış Deseni Renk Değişim Tablosu	20
Nakış Fikirleri.....	44
İplik Rengi Dönüşüm Tablosu.....	46
Yazı Tipi Adı Tablosu	49

目錄

绣花花樣概述.....	2
绣花花樣顏色變更表.....	20
绣花概念.....	44
绣花线顏色轉換表.....	46
字体名稱表.....	49

목차

자수 패턴 요약.....	2
자수 패턴 색 변경 테이블.....	20
자수 아이디어.....	44
실 색상 변환 차트.....	46
글꼴 이름 차트.....	49

Summary of Embroidery Patterns

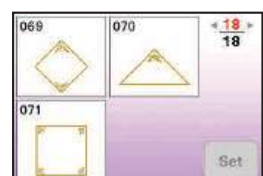


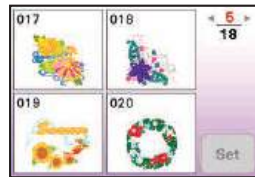
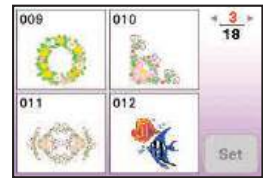
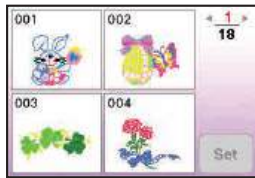


สรุปแพทเทิร์นลายปัก

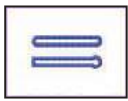
刺繡花樣概要

Nakış Desenlerinin Özeti

绣花花样概述

자수 패턴 요약





001	002	← 1 → 3
003	004	
Set		

005	006	← 2 → 3
007	008	
Set		

009	010	← 3 → 3
Set		



001	002	← 1 → 3
003	004	
Set		

005	006	← 2 → 3
007	008	
Set		

009	010	← 3 → 3
Set		



001	002	← 1 → 8
003	004	
Set		

005	006	← 2 → 8
007	008	
Set		

009	010	← 3 → 8
011	012	
Set		

013	014	← 4 → 8
015	016	
Set		

017	018	← 5 → 8
019	020	
Set		

021	022	← 6 → 8
023	024	
Set		

025	026	← 7 → 8
027	028	
Set		

029	030	← 8 → 8
Set		



001	002	← 1 → 14
003	004	
Set		

005	006	← 2 → 14
007	008	
Set		

009	010	← 3 → 14
011	012	
Set		

013	014	← 4 → 14
015	016	
Set		

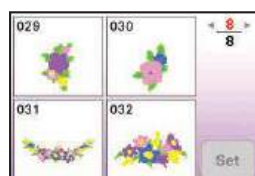
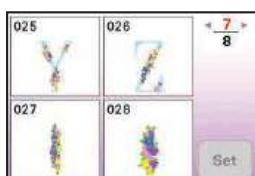
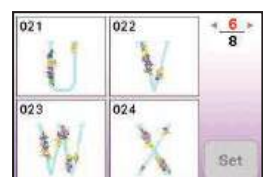
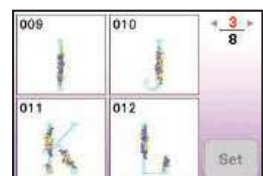
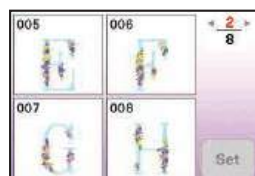
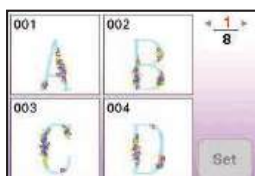
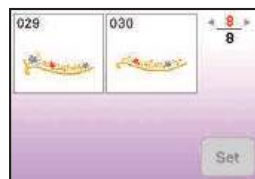
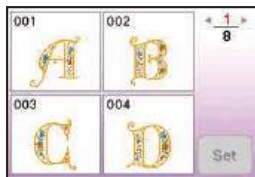

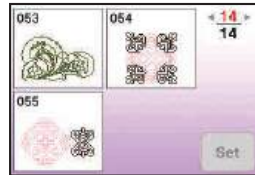
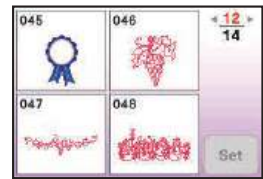
017	018	← 5 → 14
019	020	
Set		


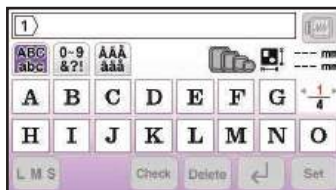
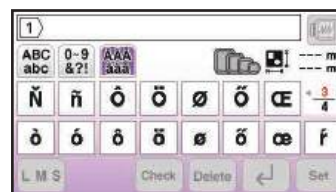

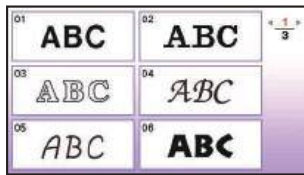
021	022	← 6 → 14
023	024	
Set		

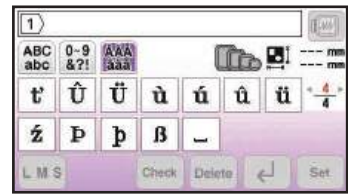
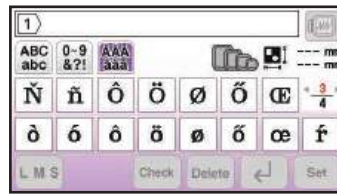
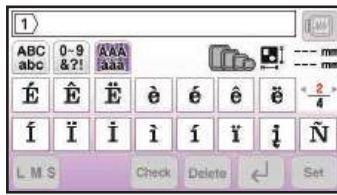
025	026	← 7 → 14
027	028	
Set		

029	030	← 8 → 14
031	032	
Set		

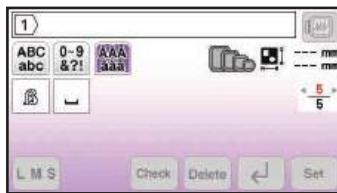
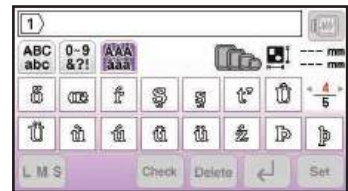
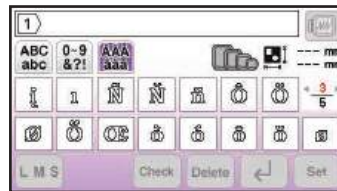
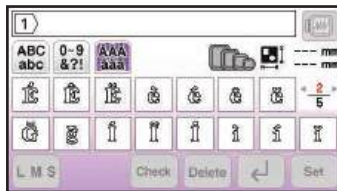
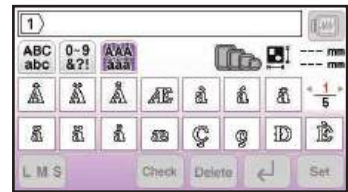
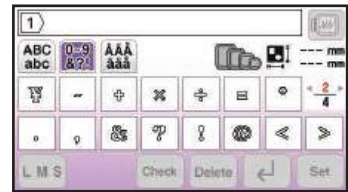
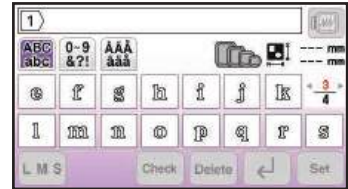
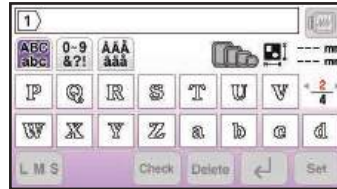
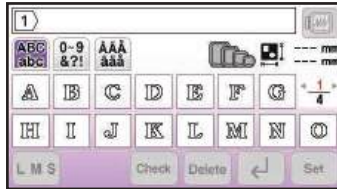
033	034	← 9 → 14
035	036	
Set		



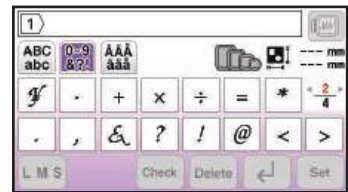

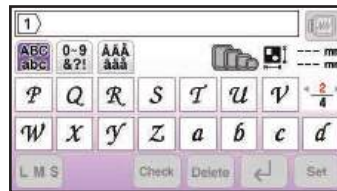


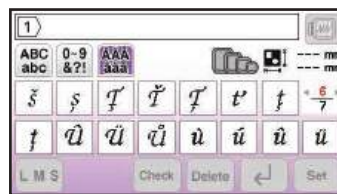
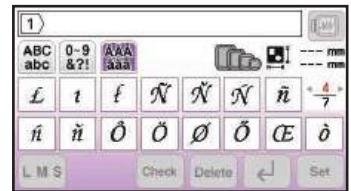
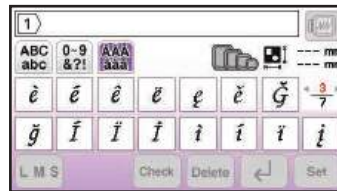
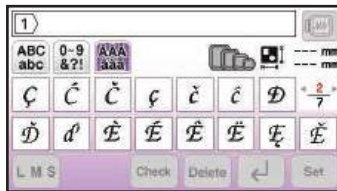
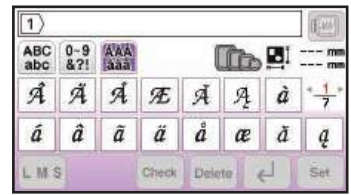
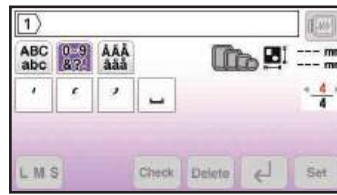
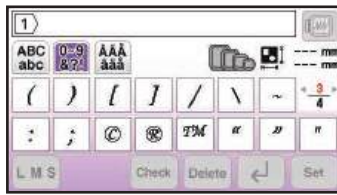


03 ABC

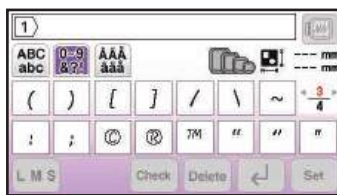
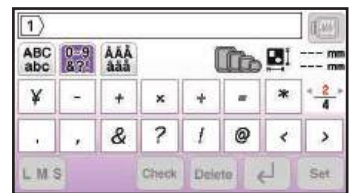
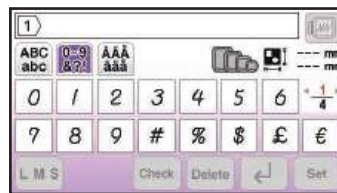


04 ABC



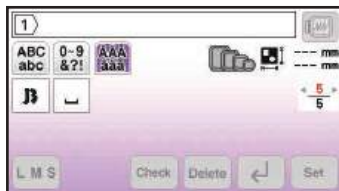
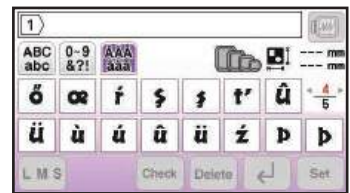
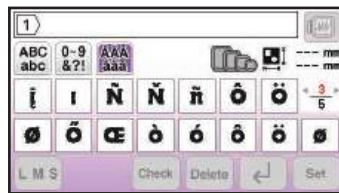
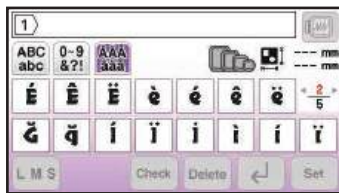
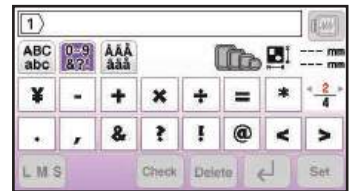
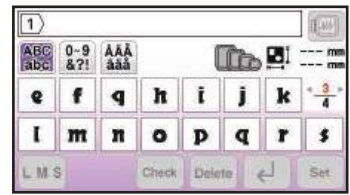
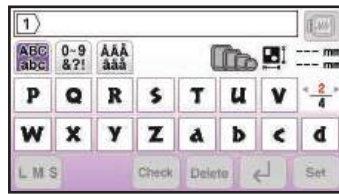
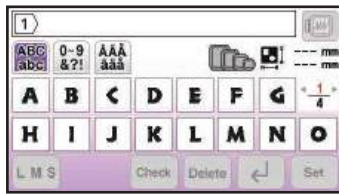


05 ABC



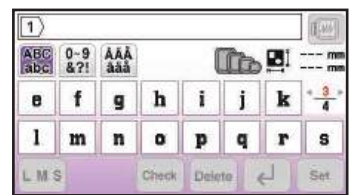
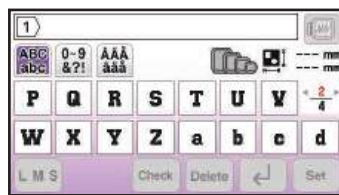

06

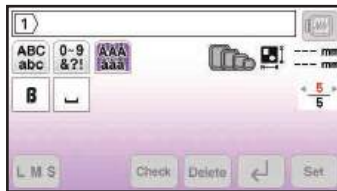
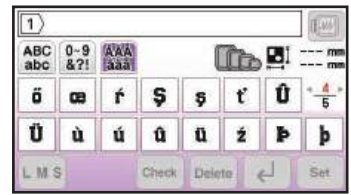
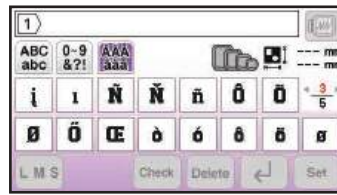
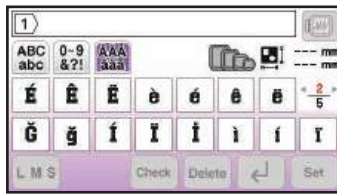
ABC





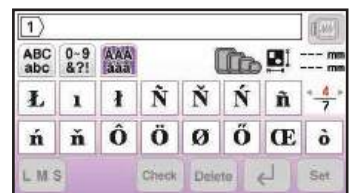
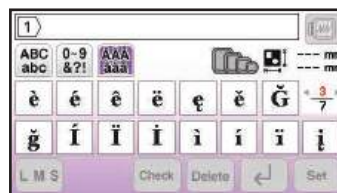
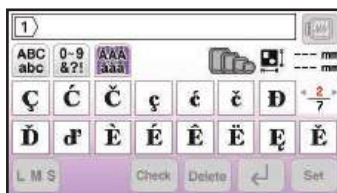

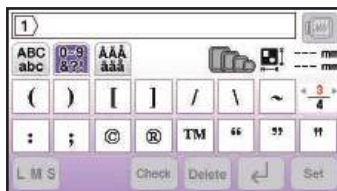
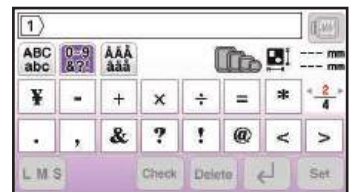
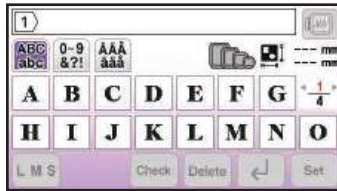
07

ABC



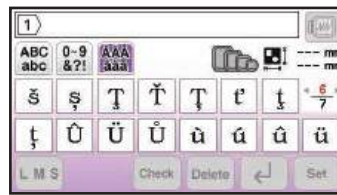
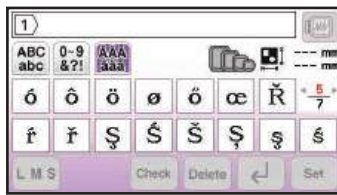
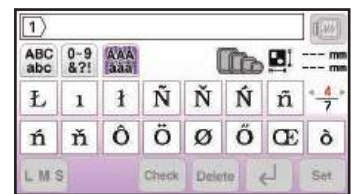
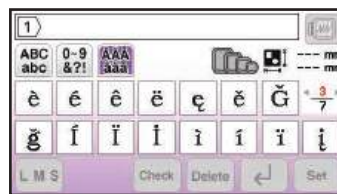
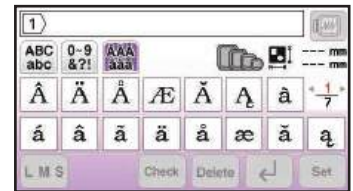
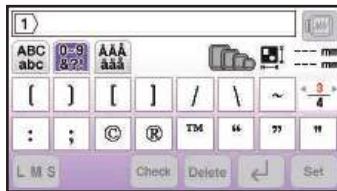
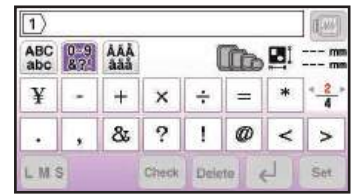
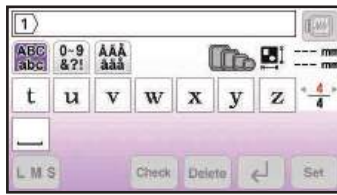


08 ABC

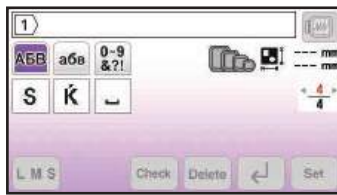
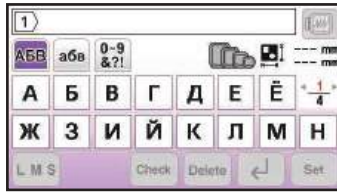


09 ABC





10 АБВ



● Japanese characters

- ตัวอักษรภาษาญี่ปุ่น
- 日文字

Katakana characters: One of the Japanese character sets.

Katakana karakterleri: Japonca karakter setlerinden biri.

ตัวอักษรคาตากะนะ: หนึ่งในชุดตัวอักษรภาษาญี่ปุ่น

片假名字符：日文字符集之一。
片假名字符：一種日文字符集。
가타카나 문자: 일본어 문자 세트 중 하나입니다.

Hiragana characters: One of the Japanese character sets.

Hiragana karakterleri: Japonca karakter setlerinden biri.

ตัวอักษรฮิราคะนะ: หนึ่งในชุดตัวอักษรภาษาญี่ปุ่น

平假名字符：日文字符集之一。
平假名字符：一種日文字符集。
히라가나 문자: 일본어 문자 세트 중 하나입니다.

● Japonca karakterler

- 日文字符
- 일본어 문자

Arabic numerals, Japanese Kanji numerals
Arapça rakamlar, Japonca Kanji rakamları

เลขอะราบิก เลขคันจิของญี่ปุ่น

阿拉伯数字 · 日文汉字数字

阿拉伯數字 · 日文漢字數字

아라비아 숫자, 일본어 한자 숫자

Kanji characters: Often used in daily life / symbols.

Kanji karakterleri: Günlük hayatta sıklıkla kullanılır / semboller.

ตัวอักษรคันจิ: มักใช้ในชีวิตประจำวัน / สัญลักษณ์

日文汉字字符：通常用于日常生活 / 符号。

日語漢字：常用於日常生活 / 符號。

한자 문자: 일상 생활 / 기호에 종종 사용됩니다.

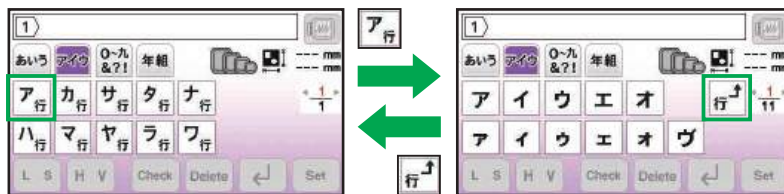


Horizontal
Yatay
แนวราบ
水平
水平
가로

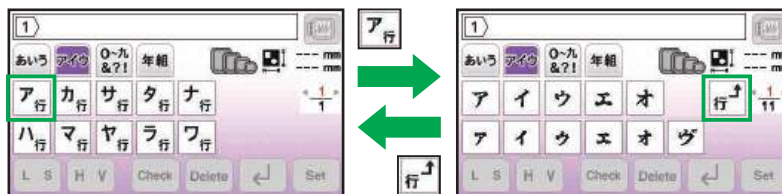
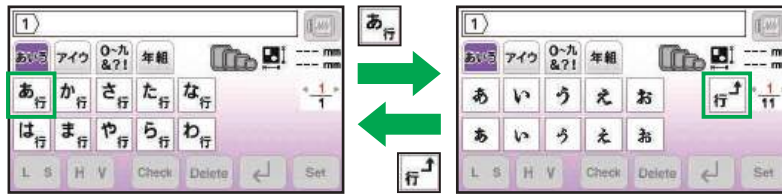
Vertical
Dikey
แนวตั้ง
垂直
垂直
세로

あいう





12 あいう





13 あいう





● Example of Kanji characters in daily life

- ตัวอย่างตัวอักษรคันจิในชีวิตประจำวัน
- 日常生活中的日語漢字範例

● Günlük hayattaki Kanji karakterlerine örnekler

- 日常生活日文汉字字符示例
- 일상 생활에 사용되는 한자 문자 예

一 二 三 四 五 六 七 八 九 十

1, 2, 3, 4, 5, 6, 7, 8, 9, 10

生 年 月 日

Date of birth

Doğum tarihi

วันเดือนปีเกิด

出生日期

出生日期

생년월일

一 才

1 year old

1 yaşında

1 ขวบ

1 岁

1 歲

1 살

保 育 園

Nursery school

Kreş

เนอร์สเซอรี่

幼儿园

幼兒園

유아원

幼 稚 園

Kindergarten

Anaokulu

โรงเรียนอนุบาล

学前班

幼稚園

유치원

小 学 校

Elementary school

İlkokul

โรงเรียนประถมศึกษา

小学

小學

초등학교

中 学 校

Junior high school

Ortaokul

โรงเรียนมัธยมศึกษาตอนต้น

初中

中學

중고등학교

組

Group/Class

Grup/Sınıf

กลุ่ม/ชั้น

组 / 班

組別 / 班級

그룹 / 조

部

Club/Division

Kulüp/Şube

คลับ/แผนก

会所 / 部门

社團 / 部門

클럽 / 부



Moon/Monday 月亮 / 周一	Ay/Pazartesi 月 / 星期一	ดวงจันทร์/วันจันทร์ 월 / 월요일
------------------------	-------------------------	--------------------------------



Fire/Tuesday 火 / 周二	Ateş/Salı 火 / 星期二	ไฟ/วันอังคาร 화 / 화요일
------------------------	----------------------	-------------------------



Water/Wednesday 水 / 周三	Su/Çarşamba 水 / 星期三	น้ำ/วันพุธ 수 / 수요일
---------------------------	------------------------	-----------------------



Tree/Thursday 木 / 周四	Ağaç/Perşembe 木 / 星期四	ต้นไม้/วันพฤหัสบดี 목 / 목요일
-------------------------	--------------------------	-------------------------------



Gold/Friday 金 / 周五	Altın/Cuma 金 / 星期五	ทอง/วันศุกร์ 금 / 금요일
-----------------------	-----------------------	-------------------------



Soil/Saturday 土 / 周六	Toprak/Cumartesi 土 / 星期六	ดิน/วันเสาร์ 토 / 토요일
-------------------------	-----------------------------	-------------------------



Sun/Sunday 太阳 / 周日	Güneş/Pazar 日 / 星期日	ดวงอาทิตย์/วันอาทิตย์ 일 / 일요일
-----------------------	------------------------	----------------------------------



January 1st (Monday) 1月1日 (周一)	1 Ocak (Pazartesi) 1月1日 (星期一)	วันที่ 1 มกราคม (วันจันทร์) 1월 1일 (월요일)
-----------------------------------	----------------------------------	--



Number 1 编号 1	1 Numara 編號 1	เลข 1 1 번
------------------	------------------	--------------



Team 团队	Takim 小組	ทีม 반
------------	-------------	----------



Committee
委员会

Komite
委員會

คณะกรรมการ
회



Person in charge
负责人

Sorumlu kişi
負責人

ผู้รับผิดชอบ
책임자



Name
名称

Ad
名稱

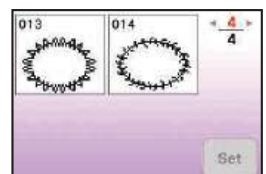
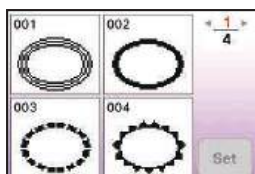

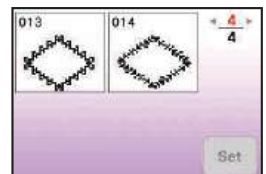
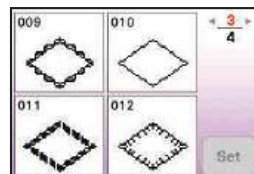
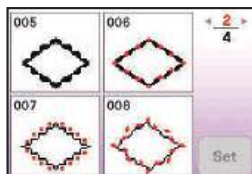
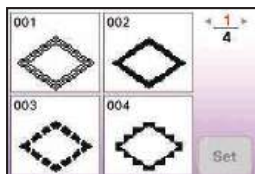

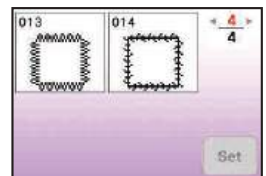
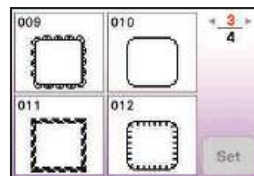
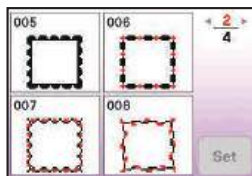
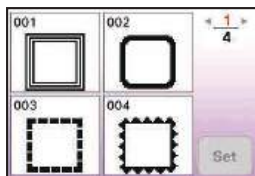
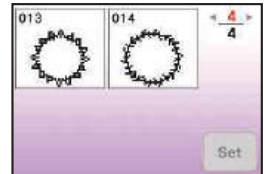
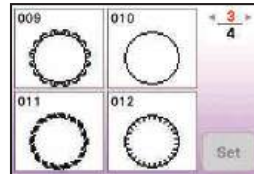
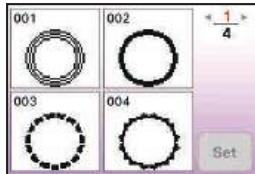

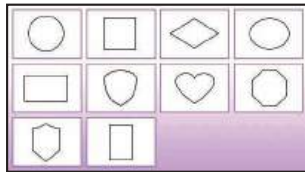
ชื่อ
이름

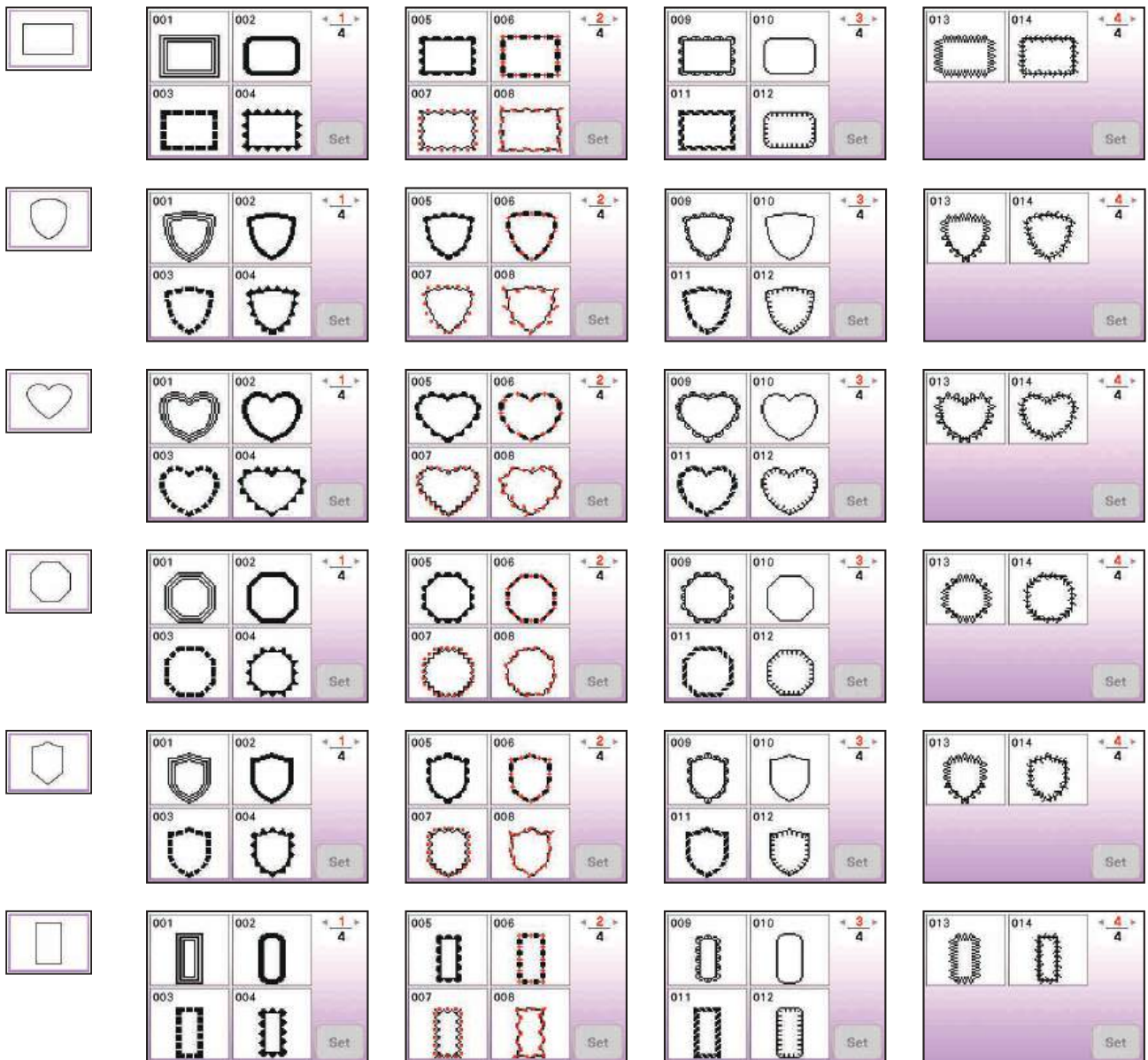
● Frame patterns

- แพทเทิร์นกรอบ
- 外框花樣

● Kasnak desenleri

- 框架花樣
- 프레임 패턴





Embroidery Pattern Color Change Table

ตารางการเปลี่ยนสีแพทเทิร์นลายปัก

刺繡花樣顏色轉換表

Nakış Deseni Renk Değişim Tablosu

绣花花样颜色变更表

자수 패턴 색 변경 테이블

◆ Embroidery Patterns Group #1

◆ แพทเทิร์นลายปัก กลุ่ม #1

◆ 刺繡花樣組合 #1

◆ Nakış Deseni Grubu #1

◆ 绣花花样组 #1

◆ 자수 패턴 그룹 #1



● “Seasonal” designs

- ดีไซน์ “ตามฤดูกาล”
- 「季節應景」設計

● “Mevsimsel” tasarımlar

- “季节装扮”设计
- “계절별” 디자인

Order to embroider / İşleme sırası / คำสั่งปัก / 绣花顺序 / 刺繡順序 / 자수 순서

Embroidery thread color / Nakış ipliği rengi / สีด้ายปัก / 绣花线色 / 繡線顏色 / 자수실 색

No.1	13 min
1	(124)
2	(001)
3	(086)
4	(001)
5	(017)
6	(612)
7	(085)
8	(205)
9	(019)
10	(900)

Time required for embroidering / Nakış işleme için gereken zaman / เวลาที่ใช้ในการปัก / 绣花需要的时间 / 刺繡所需的時間 / 자수에 필요한 시간

Embroidery thread color number / Nakış ipliği rengi numarası / หมายเลขสีด้ายปัก / 绣花线色编号 / 繡線顏色編號 / 자수실 색 번호

Embroidery size / Nakış boyutu / ขนาดลายปัก / 绣花大小 / 刺繡尺寸 / 자수 크기

↓ 67.2 mm / ↔ 66.3 mm

Embroidery time and size of each design in this guide may differ from the information on the machine display. Please use for reference purpose only.

The color numbers in this guide are for the Embroidery thread brand unless otherwise noted.

Bu kılavuzda yer alan her tasarımın nakış süresi ve boyutu, makine ekranındaki bilgilerden farklı olabilir. Lütfen yalnızca referans amaçlı kullanın.

Bu kılavuzdaki renk numaraları, aksi belirtilmedikçe Nakış ipliği markası içindir.

เวลาที่ใช้ในการปักและขนาดของแต่ละดีไซน์ในคู่มือนี้อาจแตกต่างจากข้อมูลบนหน้าจอเครื่อง

โปรดใช้เพื่อการอ้างอิงเท่านั้น

หมายเลขสีในคู่มือนี้ใช้กับยี่ห้อด้ายปักยกเว้นจะระบุไว้เป็นอย่างอื่น

本指南中每个设计花样的绣花时间及尺寸大小可能与您机器上显示的信息有所不同。本指南仅供参考。除非另有说明，本指南中的颜色编号适用于绣花线品牌。

本手冊上所標示的花樣的刺繡時間及大小會與機器螢幕上顯示的有所不同。本手冊僅為參考用。除非另有所指，否則本指南的顏色編號均適用於繡線品牌。

자수시간과 사이즈는 자수기에 표시되는 정보와 다를 수 있습니다. 참고용으로 사용하시길 바랍니다. 이 안내의 색상 번호는 언급이 없는 한 자수 실 브랜드용입니다.

No.2

11 min	
1	(027)
2	(612)
3	(070)
4	(502)
5	(019)
6	(085)
7	(206)
8	(086)
9	(001)
10	(070)

↓ 52.4 mm / ↔ 63.0 mm

No.3

3 min	
1	(812)
2	(027)
3	(515)
4	(513)

↓ 27.7 mm / ↔ 56.7 mm

No.4

5 min	
1	(807)
2	(515)
3	(001)
4	(017)
5	(070)

↓ 61.6 mm / ↔ 76.9 mm

No.5

13 min			
1	(124)	9	(612)
2	(800)	10	(206)
3	(001)	11	(612)
4	(807)	12	(509)
5	(348)	13	(613)
6	(206)	14	(612)
7	(509)	15	(613)
8	(613)	16	(206)

↓ 56.0 mm / ↔ 74.8 mm

No.6

9 min	
1	(406)
2	(810)
3	(085)
4	(202)


↓ 66.0 mm / ↔ 99.7 mm



No.7		20 min
1	(399)	
2	(337)	
3	(001)	
4	(017)	
5	(405)	
↓	150.3 mm	
↔	112.8 mm	



● No.11



No.15		7 min
1	(001)	
2	(005)	
3	(405)	
4	(800)	
5	(001)	
6	(817)	
↓	50.2 mm	
↔	50.2 mm	



No.8		15 min
1	(509)	
2	(206)	
3	(001)	
4	(124)	
5	(017)	
6	(502)	
7	(509)	
8	(086)	
9	(502)	
10	(509)	
11	(001)	
12	(017)	
13	(086)	
↓	68.1 mm	
↔	98.3 mm	

Spring

41 min			
1	(124)	7	(513)
2	(513)	8	(005)
3	(005)	9	(124)
4	(079)	10	(079)
5	(086)	11	(086)
6	(206)	12	(124)
13	(513)	14	(005)
15	(079)	16	(086)
17	(206)	18	(513)
19	(005)	20	(124)
21	(079)	22	(086)
↓ 246.0 mm ↔ 143.9 mm			

No.16		5 min
1	(001)	
2	(017)	
3	(502)	
4	(086)	
5	(202)	
6	(019)	
7	(126)	
8	(612)	
9	(800)	
10	(086)	
11	(001)	
↓	63.0 mm	
↔	29.7 mm	



No.12		14 min
1	(001)	
2	(019)	
3	(205)	
4	(209)	
5	(085)	
6	(030)	
7	(900)	
8	(405)	
9	(339)	
↓	76.5 mm	
↔	69.9 mm	



No.9		43 min
1	(509)	
2	(513)	
3	(502)	
4	(079)	
5	(001)	
6	(206)	
7	(208)	
8	(513)	
9	(502)	
10	(509)	
↓	129.4 mm	
↔	131.5 mm	



No.13		2 min
1	(800)	
2	(019)	
3	(001)	
4	(420)	
↓	28.9 mm	
↔	18.9 mm	



No.17

20 min			
1	(019)	6	(086)
2	(515)	7	(206)
3	(513)	8	(019)
4	(209)	9	(515)
5	(085)	10	(513)
11	(085)	12	(086)
13	(206)		
↓ 82.7 mm ↔ 85.3 mm			



No.10		12 min
1	(124)	
2	(513)	
3	(005)	
4	(079)	
5	(086)	
6	(206)	
↓	90.9 mm	
↔	90.5 mm	



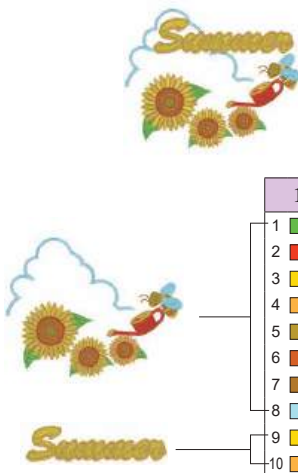
No.14		13 min
1	(030)	
2	(209)	
3	(208)	
4	(206)	
5	(202)	
6	(900)	
↓	50.9 mm	
↔	74.5 mm	



No.18		15 min
1	(399)	
2	(534)	
3	(810)	
4	(399)	
5	(070)	
6	(614)	
7	(086)	
↓	87.3 mm	
↔	89.2 mm	

Patterns marked with ● have been rotated. Check your design placement prior to embroidering.
 ● ile işaretli desenler döndürülmüştür. Nakışı işlemeye önce deseninizin yerleşimini kontrol edin.
 แพทเทิร์นที่มีเครื่องหมาย ● ได้มีการหมุนลาย ควรตรวจสอบตำแหน่งการออกแบบของท่านก่อนที่จะทำการปัก
 标记为 ● 的花样已旋转。绣花前请检查设计的放置。
 以 ● 標記的花樣已旋轉。刺繡前先檢查設計位置。
 ● 으로 표시된 패턴이 회전되었습니다. 자수 전에 디자인 위치를 확인하세요.

No.19




15 min

1	(509)
2	(030)
3	(206)
4	(126)
5	(328)
6	(337)
7	(323)
8	(017)
9	(206)
10	(126)

↓ 73.2 mm
↔ 93.0 mm

No.22




64 min

1	(001)	12	(507)	23	(208)
2	(323)	13	(513)	24	(328)
3	(513)	14	(206)	25	(001)
4	(507)	15	(208)	26	(323)
5	(513)	16	(328)	27	(513)
6	(206)	17	(001)	28	(507)
7	(208)	18	(323)	29	(513)
8	(328)	19	(513)	30	(206)
9	(001)	20	(507)	31	(208)
10	(323)	21	(513)	32	(328)
11	(513)	22	(206)		

↓ 245.0 mm ↔ 151.9 mm

No.25




12 min

1	(214)	5	(515)	9	(612)
2	(323)	6	(513)	10	(620)
3	(339)	7	(209)	11	(339)
4	(030)	8	(208)		

↓ 52.8 mm ↔ 69.3 mm

No.26



7 min

1	(328)
2	(323)
3	(415)
4	(339)
5	(517)
6	(307)

↓ 45.8 mm
↔ 53.4 mm

No.20




64 min

1	(001)	12	(507)	23	(208)
2	(323)	13	(513)	24	(328)
3	(513)	14	(206)	25	(001)
4	(507)	15	(208)	26	(323)
5	(513)	16	(328)	27	(513)
6	(206)	17	(001)	28	(507)
7	(208)	18	(323)	29	(513)
8	(328)	19	(513)	30	(206)
9	(001)	20	(507)	31	(208)
10	(323)	21	(513)	32	(328)
11	(513)	22	(206)		

↓ 245.0 mm ↔ 151.9 mm

No.27



18 min

1	(517)
2	(323)
3	(214)
4	(348)
5	(800)
6	(214)
7	(330)
8	(030)
9	(214)


↓ 88.9 mm
↔ 112.0 mm

44 min

1	(507)	7	(107)	13	(001)
2	(534)	8	(202)	14	(017)
3	(507)	9	(206)	15	(800)
4	(001)	10	(507)	16	(107)
5	(017)	11	(534)	17	(202)
6	(800)	12	(507)	18	(206)

↓ 123.2 mm ↔ 120.6 mm

No.23




25 min

1	(205)
2	(900)
3	(707)
4	(001)
5	(707)
6	(005)
7	(070)
8	(030)
9	(900)

↓ 77.5 mm
↔ 74.1 mm

No.28



13 min

1	(307)
2	(517)
3	(513)
4	(515)
5	(612)
6	(807)
7	(517)
8	(812)

↓ 74.3 mm
↔ 75.8 mm

No.21




18 min

1	(001)	9	(001)	17	(001)
2	(323)	10	(323)	18	(323)
3	(513)	11	(513)	19	(507)
4	(507)	12	(507)	20	(513)
5	(513)	13	(513)	21	(206)
6	(206)	14	(206)	22	(208)
7	(208)	15	(208)	23	(328)
8	(328)	16	(328)		

↓ 76.3 mm ↔ 76.4 mm

No.24




3 min

1	(058)
2	(209)
3	(202)
4	(323)
5	(513)
6	(515)

↓ 30.1 mm
↔ 33.0 mm

No.29



26 min

1	(307)	8	(812)	15	(612)
2	(517)	9	(307)	16	(812)
3	(513)	10	(517)	17	(612)
4	(515)	11	(513)	18	(807)
5	(807)	12	(515)	19	(812)
6	(517)	13	(807)		
7	(612)	14	(517)		

↓ 106.6 mm ↔ 106.8 mm

Embroidery Pattern Color Change Table Nakış Deseni Renk Değişim Tablosu

ตารางการเปลี่ยนสีแพทเทิร์นลายปัก

绣花花样颜色变更表

刺繡花樣顏色轉換表

자수 패턴 색 변경 테이블

No.30



15 min	
1	(348)
2	(214)
3	(126)
4	(208)
5	(513)
6	(058)
7	(208)
8	(214)
9	(126)
10	(348)
11	(058)
12	(348)
13	(339)

↓ 55.9 mm
↔ 122.9 mm



Autumn

No.32



42 min					
1	(399)	12	(328)	23	(339)
2	(328)	13	(517)	24	(542)
3	(206)	14	(206)	25	(517)
4	(337)	15	(339)	26	(058)
5	(339)	16	(337)	27	(399)
6	(517)	17	(542)	28	(206)
7	(328)	18	(058)	29	(517)
8	(058)	19	(542)	30	(339)
9	(542)	20	(399)	31	(328)
10	(399)	21	(328)	32	(058)
11	(058)	22	(206)	33	(542)

↓ 148.1 mm ↔ 114.0 mm

No.34



12 min					
1	(406)	5	(513)	9	(086)
2	(507)	6	(612)	10	(328)
3	(513)	7	(019)	11	(800)
4	(205)	8	(001)	12	(205)

↓ 56.1 mm ↔ 71.7 mm

No.35



4 min	
1	(323)
2	(208)
3	(507)
4	(800)

↓ 49.4 mm
↔ 40.2 mm

No.31



38 min					
1	(348)	12	(348)	23	(517)
2	(214)	13	(214)	24	(348)
3	(515)	14	(333)	25	(214)
4	(214)	15	(328)	26	(515)
5	(333)	16	(323)	27	(328)
6	(517)	17	(515)	28	(323)
7	(323)	18	(214)	29	(058)
8	(058)	19	(517)	30	(214)
9	(348)	20	(323)		
10	(515)	21	(348)		
11	(517)	22	(333)		

↓ 123.4 mm ↔ 123.6 mm

● No.33



52 min					
1	(399)	14	(206)	27	(058)
2	(328)	15	(339)	28	(542)
3	(206)	16	(058)	29	(399)
4	(337)	17	(337)	30	(328)
5	(339)	18	(542)	31	(542)
6	(517)	19	(328)	32	(206)
7	(328)	20	(517)	33	(339)
8	(399)	21	(206)	34	(517)
9	(542)	22	(328)	35	(328)
10	(058)	23	(399)	36	(058)
11	(542)	24	(339)	37	(542)
12	(399)	25	(337)	38	(399)
13	(517)	26	(328)		

↓ 240.0 mm ↔ 152.5 mm

No.36



8 min	
1	(001)
2	(017)
3	(206)
4	(807)
5	(612)
6	(515)

↓ 54.5 mm
↔ 76.3 mm

No.37



6 min	
1	(001)
2	(800)
3	(817)
4	(214)
5	(209)
6	(900)

↓ 60.8 mm
↔ 30.4 mm

No.38



6 min	
1	(030)

↓ 77.8 mm
↔ 75.2 mm

Patterns marked with ● have been rotated. Check your design placement prior to embroidering.

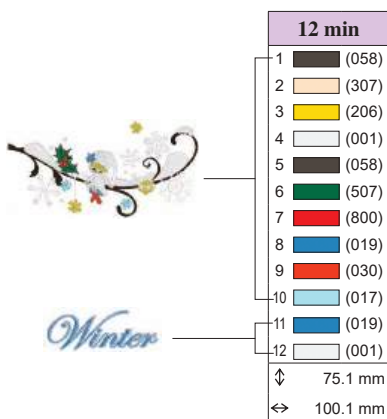
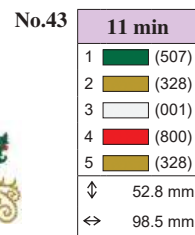
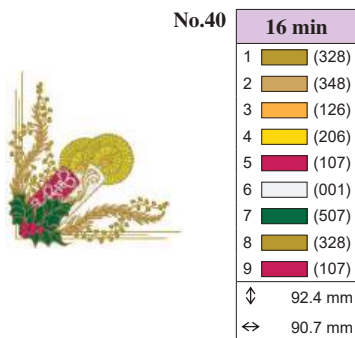

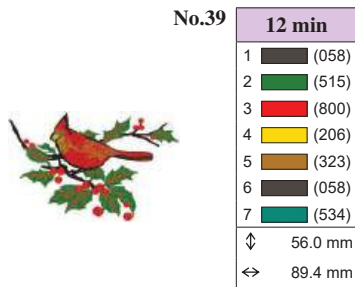
● ile işaretli desenler döndürülmüştür. Nakışı işlemeye önce deseninizin yerleşimini kontrol edin.

แพทเทิร์นที่มีเครื่องหมาย ● ได้มีการหมุนลาย ควรตรวจสอบตำแหน่งการออกแบบของท่านก่อนที่จะทำการปัก

标记为 ● 的花样已旋转。绣花前请检查设计的放置。

以 ● 標記的花樣已旋轉。刺繡前請檢查設計位置。

● 으로 표시된 패턴이 회전되었습니다. 자수 전에 디자인 위치를 확인하세요.



♥ Refer to the machine's operation manual for details on how to embroider appliqués.

♥ Aplikelerin nasıl işleneceği ile ilgili detaylar için makinenin kullanım kılavuzuna başvurun.

♥ กรุณาดูคู่มือการใช้งานของจักรเพื่อดูรายละเอียดวิธีการปักแอปพลิเคชัน

♥ 请参见机器的使用说明书，了解如何绣制贴布绣的详细信息。

♥ 關於如何進行貼布繡的詳細資訊，請參考本機的使用說明書。

♥ 아플리케 자수 방법에 대한 자세한 내용은 기기의 작동 설명서를 참조하세요.

Patterns marked with ● have been rotated. Check your design placement prior to embroidering.

● ile işaretli desenler döndürülmüştür. Nakış işleminden önce deseninizin yerleşimini kontrol edin.

แพทเทิร์นที่มีเครื่องหมาย ● ได้มีการหมุนลาย

ควรตรวจสอบตำแหน่งการออกแบบของท่านก่อนที่จะทำการปัก

标记为 ● 的花样已旋转。绣花前请检查设计的放置。

以 ● 標記的花樣已旋轉。刺繡前先檢查設計位置。

● 으로 표시된 패턴이 회전되었습니다. 자수 전에 디자인 위치를 확인하세요.

Embroidery Pattern Color Change Table Nakış Deseni Renk Değişim Tablosu

ตารางการเปลี่ยนสีแพทเทิร์นลายปัก

绣花花样颜色变更表

刺繡花樣顏色轉換表

자수 패턴 색 변경 테이블

● “Other” designs

● ดีไซน์ “อื่นๆ”

● 「其他」設計

● “Diğer” tasarımlar

● “其它”设计

● “기타” 디자인

No.45 9 min

1	(614)
2	(620)
3	(405)
↕	82.4 mm
↔	91.2 mm



No.46 8 min

1	(019)
2	(017)
3	(019)
↕	69.9 mm
↔	67.1 mm



No.47 4 min

1	(707)
↕	75.0 mm
↔	43.3 mm



No.48 22 min

1	(900)
2	(704)
3	(800)
4	(005)
5	(900)
6	(704)
↕	140.5 mm
↔	119.1 mm



No.49 38 min

1	(843)
2	(614)
3	(517)
4	(843)
5	(517)
6	(843)
7	(517)
8	(843)
9	(614)
↕	154.1 mm
↔	118.7 mm



No.50 65 min

1	(843)
2	(517)
3	(843)
4	(517)
5	(843)
6	(517)
7	(843)
8	(107)
9	(843)
10	(517)
11	(843)
12	(517)
13	(843)
14	(517)
15	(843)
16	(107)
17	(843)
18	(107)
19	(614)
20	(517)
↕	251.0 mm
↔	107.0 mm



No.51 2 min

1	× (473)
2	× (473)
3	× (473)
4	(255)
↕	42.7 mm
↔	67.2 mm



No.53 23 min

1	(515)
2	(808)
3	(001)
4	(017)
5	(206)
6	(030)
7	(900)
↕	89.0 mm
↔	102.8 mm



No.54 29 min

1	(323)
2	(058)
3	(517)
4	(519)
5	(010)
6	(205)
7	(339)
8	(001)
9	(017)
10	(058)
11	(405)
12	(607)
13	(900)
↕	88.0 mm
↔	109.8 mm



No.55 19 min

1	(515)
2	(808)
3	(205)
4	(019)
5	(001)
6	(017)
7	(206)
8	(208)
9	(900)
↕	85.3 mm
↔	104.4 mm



No.52 24 min

1	(339)
2	(900)
3	(515)
4	(517)
5	(810)
6	(707)
7	(001)
8	(017)
9	(420)
10	(206)
11	(209)
12	(707)
↕	90.0 mm
↔	98.1 mm




No.56 23 min

1	(001)
2	(206)
3	(515)
4	(517)
5	(001)
6	(017)
7	(607)
8	(707)
↕	87.6 mm
↔	118.6 mm




No.57 **34 min**



1	(328)
2	(517)
3	(339)
4	(519)
5	(323)
6	(001)
7	(337)
8	(900)
9	(817)
10	(348)
11	(339)
12	(058)

↓ 91.0 mm
↔ 115.4 mm


No.61 **12 min**



1	(515)
2	(517)
3	(804)
4	(070)
5	(027)
6	(001)
7	(812)
8	(209)
9	(017)
10	(019)
11	(707)

↓ 48.8 mm
↔ 95.4 mm


No.67 **9 min**



1	(339)
2	(515)
3	(517)
4	(612)
5	(001)
6	(079)
7	(030)
8	(206)
9	(209)
10	(707)

↓ 59.9 mm
↔ 56.2 mm


No.58 **25 min**



1	(515)
2	(517)
3	(030)
4	(214)
5	(001)
6	(205)
7	(019)
8	(005)
9	(707)

↓ 95.5 mm
↔ 114.6 mm


No.62 **7 min**



1	(001)
2	(017)
3	(206)
4	(900)

↓ 38.8 mm
↔ 54.8 mm

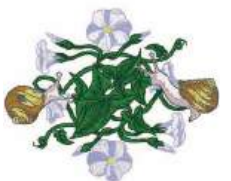
No.68 **13 min**



1	(010)
2	(205)
3	(339)
4	(001)
5	(017)
6	(058)

↓ 83.3 mm
↔ 59.7 mm


No.59 **27 min**



1	(001)
2	(804)
3	(515)
4	(808)
5	(001)
6	(399)
7	(010)
8	(202)
9	(323)
10	(704)

↓ 91.2 mm
↔ 112.7 mm


No.63 **1 min**



1	(001)
2	(030)
3	(900)

↓ 18.0 mm
↔ 19.5 mm


No.69 **5 min**



1	× (001)
2	(001)
3	(328)

↓ 155.7 mm
↔ 155.3 mm


No.60 **13 min**



1	(205)
2	(515)
3	(517)
4	(027)
5	(017)
6	(206)
7	(208)
8	(534)
9	(333)
10	(307)
11	(707)

↓ 49.2 mm
↔ 107.3 mm


No.64 **2 min**



1	(001)
2	(017)
3	(206)
4	(208)
5	(900)

↓ 27.0 mm
↔ 21.9 mm


No.70 **3 min**



1	× (001)
2	(001)
3	(328)

↓ 78.1 mm
↔ 155.1 mm


No.65 **5 min**



1	(001)
2	(017)
3	(607)
4	(707)

↓ 49.5 mm
↔ 55.0 mm


No.71 **5 min**



1	× (001)
2	(001)
3	(328)

↓ 111.4 mm
↔ 111.2 mm

No.66 **14 min**



1	(001)
2	(348)
3	(339)
4	(058)

↓ 57.2 mm
↔ 48.1 mm

- ♥ Refer to the machine's operation manual for details on how to embroider appliqués.
- ♥ Aplikelerin nasıl işleneceği ile ilgili detaylar için makinenin kullanım kılavuzuna başvurun.
- ♥ กรุณาดูคู่มือการใช้งานของจักรเพื่อดูรายละเอียดวิธีการปักแอปพลิเคชั่น
- ♥ 请参见机器的使用说明书，了解如何绣制贴布绣的详细信息。
- ♥ 關於如何進行貼布繡的詳細資訊，請參考本機的使用說明書。
- ♥ 아플리케 자수 방법에 대한 자세한 내용은 기기의 작동 설명서를 참조하세요.

◆ Large Buttonhole Patterns

◆ แพทเทิร์นรู้งดุมขนาดใหญ่

◆ 大釦眼花樣

◆ Büyük İlik Desenleri

◆ 大鈕孔花樣

◆ 대형 단추구멍 패턴



It is recommended to combine these buttonholes with the “Design Patterns (for Buttonhole Decoration)” on page 28.

Bu iliklerin, sayfa 28'deki “Tasarım Desenleri (İlik Dekorasyonu için)” ile kombine edilmesi önerilir.

แนะนำให้ทำรู้งดุมเหล่านี้ร่วมกับ “แพทเทิร์นดีไซน์ (สำหรับตกแต่งรู้งดุม)” ในหน้า 28

建议将这些钮孔与第 28 页的 “设计花樣 (适用于钮孔装饰)” 组合使用。

建議把這些釦眼和第 28 頁的 「設計花樣 (用於釦眼裝飾)」 組合使用。

이러한 단추구멍과 28 페이지의 “디자인 패턴 (단추구멍 장식용)” 을 조합하는 것이 좋습니다.

<p>No.1</p> <p>L: 2 min M: 2 min S: 1 min</p> <p>1 ■ (900)</p> <p>↓ 9.1 mm</p> <p>L: ↔ 99.8 mm</p> <p>↓ 8.5 mm</p> <p>M: ↔ 75.0 mm</p> <p>↓ 7.9 mm</p> <p>S: ↔ 50.0 mm</p>	<p>No.2</p> <p>L: 2 min M: 1 min S: 1 min</p> <p>1 ■ (900)</p> <p>↓ 9.1 mm</p> <p>L: ↔ 99.9 mm</p> <p>↓ 8.5 mm</p> <p>M: ↔ 75.0 mm</p> <p>↓ 7.9 mm</p> <p>S: ↔ 50.0 mm</p>	<p>No.3</p> <p>L: 2 min M: 2 min S: 1 min</p> <p>1 ■ (900)</p> <p>↓ 9.1 mm</p> <p>L: ↔ 99.8 mm</p> <p>↓ 8.5 mm</p> <p>M: ↔ 74.9 mm</p> <p>↓ 7.9 mm</p> <p>S: ↔ 50.0 mm</p>	<p>No.4</p> <p>L: 2 min M: 1 min S: 1 min</p> <p>1 ■ (900)</p> <p>↓ 5.8 mm</p> <p>L: ↔ 99.8 mm</p> <p>↓ 5.4 mm</p> <p>M: ↔ 74.9 mm</p> <p>↓ 5.0 mm</p> <p>S: ↔ 50.0 mm</p>
<p>No.5</p> <p>L: 2 min M: 1 min S: 1 min</p> <p>1 ■ (900)</p> <p>↓ 9.1 mm</p> <p>L: ↔ 99.8 mm</p> <p>↓ 8.5 mm</p> <p>M: ↔ 74.9 mm</p> <p>↓ 7.9 mm</p> <p>S: ↔ 50.0 mm</p>	<p>No.6</p> <p>L: 2 min M: 1 min S: 1 min</p> <p>1 ■ (900)</p> <p>↓ 5.8 mm</p> <p>L: ↔ 99.9 mm</p> <p>↓ 5.4 mm</p> <p>M: ↔ 74.9 mm</p> <p>↓ 5.0 mm</p> <p>S: ↔ 50.0 mm</p>	<p>No.7</p> <p>L: 2 min M: 1 min S: 1 min</p> <p>1 ■ (900)</p> <p>↓ 9.2 mm</p> <p>L: ↔ 100.0 mm</p> <p>↓ 8.4 mm</p> <p>M: ↔ 75.0 mm</p> <p>↓ 8.0 mm</p> <p>S: ↔ 49.9 mm</p>	<p>No.8</p> <p>L: 2 min M: 1 min S: 1 min</p> <p>1 ■ (900)</p> <p>↓ 9.2 mm</p> <p>L: ↔ 99.8 mm</p> <p>↓ 8.4 mm</p> <p>M: ↔ 75.0 mm</p> <p>↓ 8.0 mm</p> <p>S: ↔ 50.0 mm</p>
<p>No.9</p> <p>L: 2 min M: 1 min S: 1 min</p> <p>1 ■ (900)</p> <p>↓ 9.1 mm</p> <p>L: ↔ 99.9 mm</p> <p>↓ 8.5 mm</p> <p>M: ↔ 75.0 mm</p> <p>↓ 7.9 mm</p> <p>S: ↔ 49.9 mm</p>	<p>No.10</p> <p>L: 2 min M: 1 min S: 1 min</p> <p>1 ■ (900)</p> <p>↓ 9.2 mm</p> <p>L: ↔ 100.0 mm</p> <p>↓ 8.6 mm</p> <p>M: ↔ 74.9 mm</p> <p>↓ 8.0 mm</p> <p>S: ↔ 50.0 mm</p>		

◆ Design Patterns (for Buttonhole Decoration)

◆ แพทเทิร์นดีไซน์ (สำหรับตกแต่งรูขุม)

◆ 設計花樣 (用於釦眼裝飾)

◆ Tasarım Desenleri (İlik Dekorasyonu için)

◆ 设计花樣 (适用于鈕孔裝飾)

◆ 디자인 패턴 (단춧구멍 장식용)



It is recommended to use these designs to decorate the “Large Buttonhole Patterns” on page 27.

Bu tasarımları, sayfa 27'deki “Büyük İlik Desenlerini” dekore etmek için kullanmanız önerilir.

แนะนำให้ใช้ดีไซน์เหล่านี้ตกแต่ง “แพทเทิร์นรูขุมขนาดใหญ่” ในหน้า 27

建议使用这些设计装饰第 27 页上的 “大鈕孔花樣”。

建議使用這些設計來裝飾第 27 頁的 「大釦眼花樣」。

이러한 디자인을 사용하여 27 페이지의 “큰 단춧구멍 패턴” 을 장식하는 것이 좋습니다.

No.1 **3 min**

1	(513)
2	(206)
3	(010)
4	(209)
↓	29.6 mm
↔	63.6 mm

No.2 **1 min**

1	(513)
2	(010)
3	(206)
↓	17.8 mm
↔	32.6 mm

No.6 **2 min**

1	(804)
2	(005)
↓	30.2 mm
↔	70.3 mm

No.9 **4 min**

1	(085)
2	(070)
3	(209)
↓	33.0 mm
↔	57.6 mm

No.3 **4 min**

1	(513)
2	(209)
3	(010)
4	(206)
5	(209)
↓	47.2 mm
↔	72.1 mm

No.7 **1 min**

1	(804)
2	(005)
↓	17.9 mm
↔	55.5 mm

No.10 **10 min**

1	(019)
2	(017)
3	(513)
4	(019)
↓	125.7 mm
↔	61.9 mm

No.4 **1 min**

1	(399)
↓	13.5 mm
↔	44.2 mm

No.5 **1 min**

1	(399)
↓	15.5 mm
↔	25.5 mm

No.8 **3 min**

1	(808)
2	(800)
3	(208)
4	(001)
↓	35.1 mm
↔	84.1 mm

Embroidery Pattern Color Change Table Nakış Deseni Renk Değişim Tablosu

ตารางการเปลี่ยนสีแพทเทิร์นลายปัก

绣花花样颜色变更表

刺繡花樣顏色轉換表

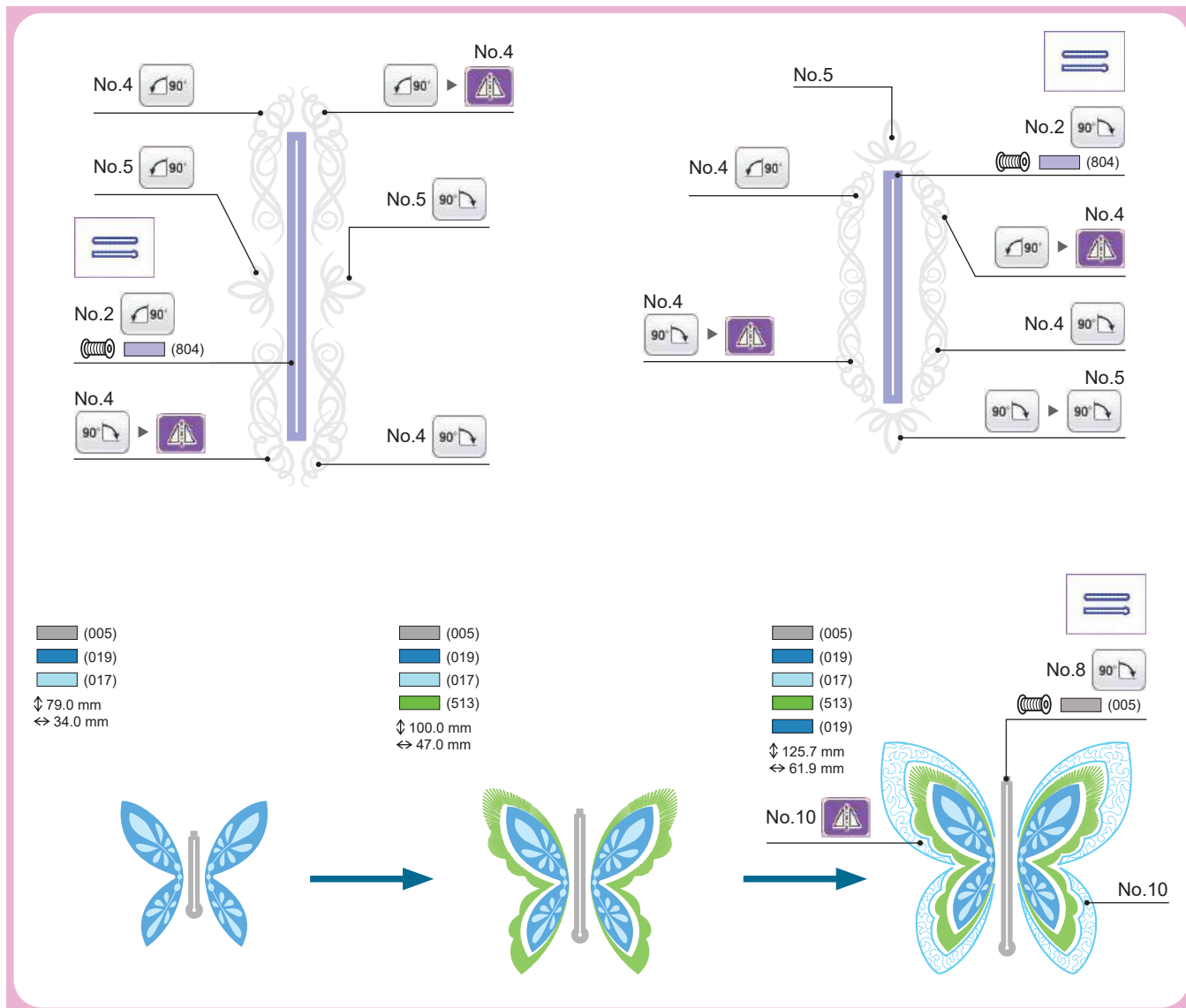
자수 패턴 색 변경 테이블

● Combining embroidery patterns

- การรวมแพทเทิร์นลายปัก
- 組合刺繡花樣

● Nakış desenlerinin kombinasyonu

- 組合绣花花样
- 자수 패턴 조합



◆ Embroidery Patterns Group #2

◆ แพทเทิร์นลายปัก กลุ่ม #2

◆ 刺繡花樣組合 #2

◆ Nakış Deseni Grubu #2

◆ 绣花花样组 #2

◆ 자수 패턴 그룹 #2




No.1

68 min	
1	(502)
2	(812)
3	(085)
4	(124)
5	(804)
6	(086)
↕	158.2 mm
↔	154.7 mm



● No.4




● No.2

57 min	
1	(124)
2	(085)
3	(001)
4	(812)
5	(804)
6	(126)
7	(086)
↕	175.8 mm
↔	117.0 mm



60 min	
1	(513)
2	(542)
3	(010)
4	(348)
5	(214)
6	(337)
7	(323)
8	(058)
9	(017)
10	(804)
11	(612)
12	(019)
13	(206)
14	(900)
15	(804)
16	(070)
17	(810)
18	(612)
↕	231.3 mm
↔	152.8 mm



No.3

22 min	
1	(086)
2	(812)
3	(086)
4	(085)
5	(070)
↕	252.2 mm
↔	125.1 mm



Patterns marked with ● have been rotated. Check your design placement prior to embroidering.
 ● ile işaretli desenler döndürülmüştür. Nakışı işlemeyden önce deseninizin yerleşimini kontrol edin.
 แพทเทิร์นที่มีเครื่องหมาย ● ได้มีการหมุนลาย ควรตรวจสอบตำแหน่งการออกแบบของท่านก่อนที่จะทำการปัก
 标记为 ● 的花样已旋转。绣花前请检查设计的放置。
 以 ● 標記的花樣已旋轉。刺繡前先檢查設計位置。
 ● 으로 표시된 패턴이 회전되었습니다. 자수 전에 디자인 위치를 확인하세요.

Embroidery Pattern Color Change Table Nakış Deseni Renk Değişim Tablosu

ตารางการเปลี่ยนสีแพทเทิร์นลายปัก

绣花花样颜色变更表

刺繡花樣顏色轉換表

자수 패턴 색 변경 테이블

● No.5



57 min	
1	(513)
2	(542)
3	(001)
4	(900)
5	(804)
6	(070)
7	(810)
8	(612)
↓	254.5 mm
↔	155.9 mm

● No.7



44 min	
1	(502)
2	(513)
3	(515)
4	(124)
5	(612)
6	(807)
7	(620)
8	(339)
9	(010)
10	(202)
11	(027)
12	(206)
13	(126)
14	(328)
15	(804)
16	(070)
17	(810)
18	(612)
↓	174.9 mm
↔	125.9 mm

● No.6



48 min	
1	(515)
2	(513)
3	(509)
4	(507)
5	(515)
6	(534)
7	(010)
8	(348)
9	(214)
10	(337)
11	(323)
12	(058)
13	(804)
14	(070)
15	(810)
16	(612)
↓	175.6 mm
↔	124.6 mm

No.8



34 min	
1	(542)
2	(502)
3	(513)
4	(515)
5	(124)
6	(085)
7	(612)
8	(810)
9	(620)
10	(614)
11	(406)
12	(804)
13	(070)
14	(810)
15	(612)
↓	120.6 mm
↔	118.8 mm



No.9

99 min	
1	(348)
2	(058)
3	(323)
4	(079)
5	(348)
6	(323)
7	(307)
8	(079)
9	(058)
10	(515)
11	(509)
12	(323)
13	(058)
14	(420)
15	(509)
16	(030)
17	(307)
18	(206)
19	(420)
20	(085)
↕	255.2 mm
↔	130.6 mm



No.13

10 min	
1	(328)
2	(005)
↕	153.3 mm
↔	153.0 mm



No.14

17 min	
1	(005)
2	(328)
↕	255.6 mm
↔	126.0 mm

No.10



29 min	
1	(812)
2	(208)
3	(070)
4	(330)
5	(337)
6	(502)
7	(812)
8	(208)
9	(070)
10	(337)
11	(502)
12	(070)
13	(330)
14	(812)
15	(502)
16	(070)
17	(337)
18	(330)
19	(208)
↕	175.0 mm
↔	96.7 mm



No.15

18 min	
1	(399)
2	(005)
3	(328)
↕	175.9 mm
↔	82.8 mm



No.11

38 min	
1	(001)
2	(337)
3	(214)
4	(812)
5	(323)
6	(079)
7	(001)
8	(812)
9	(214)
10	(337)
11	(058)
12	(323)
13	(017)
14	(019)
15	(001)
16	(812)
↕	121.7 mm
↔	77.4 mm



No.16

8 min	
1	(900)
↕	173.6 mm
↔	106.0 mm



No.12

32 min	
1	(328)
↕	120.7 mm
↔	155.9 mm



No.17

10 min	
1	(900)
↕	150.4 mm
↔	153.3 mm

Embroidery Pattern Color Change Table
Nakış Deseni Renk Değişim Tablosu

ตารางการเปลี่ยนสีแพทเทิร์นลายปัก

绣花花样颜色变更表

刺繡花樣顏色轉換表

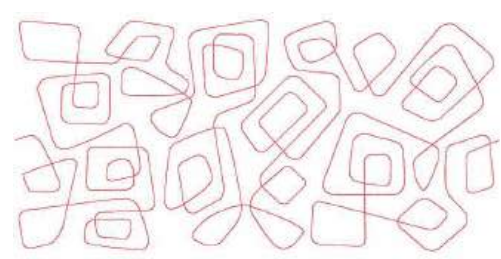
자수 패턴 색 변경 테이블

● No.18 **42 min**



1	(502)
2	(804)
3	(607)
4	(001)
5	(206)
6	(126)
7	(079)
8	(019)
9	(001)
↕	230.6 mm
↔	153.5 mm

● No.22 **3 min**




1	(807)
↕	255.8 mm
↔	121.9 mm

● No.19 **28 min**




1	(502)
2	(804)
3	(607)
4	(001)
5	(206)
6	(126)
↕	173.7 mm
↔	116.1 mm

● No.23 **3 min**



1	(209)
↕	255.6 mm
↔	126.4 mm

No.20 **19 min**



1	(502)
2	(348)
3	(001)
4	(206)
5	(126)
6	(079)
7	(001)
8	(804)
9	(607)
↕	115.1 mm
↔	113.5 mm

● No.24 **4 min**



1	(330)
↕	175.8 mm
↔	114.4 mm

● No.21 **3 min**



1	(509)
↕	255.6 mm
↔	126.3 mm

No.25 **3 min**



1	(330)
↕	115.0 mm
↔	115.2 mm

Patterns marked with ● have been rotated. Check your design placement prior to embroidering.

● ile işaretli desenler döndürülmüştür. Nakışı işlemeye önce deseninizin yerleşimini kontrol edin.

แพทเทิร์นที่มีเครื่องหมาย ● ได้มีการหมุนลาย ควรตรวจสอบตำแหน่งการออกแบบของท่านก่อนที่จะทำการปัก

标记为 ● 的花样已旋转。绣花前请检查设计的放置。

以 ● 標記的花樣已旋轉。刺繡前先檢查設計位置。

● 으로 표시된 패턴이 회전되었습니다. 자수 전에 디자인 위치를 확인하세요.



● No.26

3 min	
1	(405)
↕	175.5 mm
↔	125.9 mm




No.29

4 min	
1	(208)
↕	155.6 mm
↔	155.6 mm



No.27

3 min	
1	(405)
↕	125.9 mm
↔	125.9 mm



● No.30

7 min	
1	(019)
↕	255.4 mm
↔	125.7 mm



● No.28

3 min	
1	(208)
↕	175.8 mm
↔	92.0 mm

Patterns marked with ● have been rotated. Check your design placement prior to embroidering.
 ● ile işaretli desenler döndürülmüştür. Nakışı işlemeyden önce deseninizin yerleşimini kontrol edin.
 แพทเทิร์นที่มีเครื่องหมาย ● ได้มีการหมุนลาย ควรตรวจสอบตำแหน่งการออกแบบของท่านก่อนที่จะทำการปัก
 标记为 ● 的花样已旋转。绣花前请检查设计的放置。
 以 ● 標記的花樣已旋轉。刺繡前先檢查設計位置。
 ● 으로 표시된 패턴이 회전되었습니다. 자수 전에 디자인 위치를 확인하세요.

◆ Brother “Exclusives” Patterns

◆ แพทเทิร์น “Exclusive” ของ Brother

◆ Brother 「獨家」花樣

◆ Brother “Özel” desenleri

◆ Brother “独家” 花樣

◆ 부라더 “전용” 패턴



No.1 4 min

1	(542)
2	(337)
↓	52.0 mm
↔	85.8 mm



● No.7 50 min

1	(900)
↓	247.8 mm
↔	87.2 mm



No.11 48 min

1	(399)
2	(843)
↓	175.8 mm
↔	158.2 mm



No.2 5 min

1	(542)
2	(337)
↓	27.6 mm
↔	139.7 mm



● No.8 94 min

1	(323)
2	(058)
↓	166.0 mm
↔	120.5 mm



No.12 47 min

1	(399)
2	(843)
↓	247.8 mm
↔	119.6 mm



No.3 5 min

1	(348)
2	(843)
3	(807)
↓	49.8 mm
↔	92.0 mm



No.4 11 min

1	(808)
2	(515)
3	(513)
4	(323)
5	(126)
↓	121.7 mm
↔	83.9 mm



No.9 13 min

1	(330)
2	(214)
3	(337)
4	(328)
↓	92.6 mm
↔	87.3 mm



No.5 4 min

1	(607)
2	(612)
↓	72.4 mm
↔	74.2 mm



● No.10 20 min

1	(804)
2	(017)
3	(804)
4	(017)
5	(405)
↓	176.2 mm
↔	71.4 mm



No.13 8 min

1	(328)
↓	83.1 mm
↔	68.0 mm



No.6 13 min

1	(612)
2	(001)
3	(086)
4	(027)
5	(086)
↓	73.7 mm
↔	80.0 mm





No.14 **21 min**

1	(005)
↕	132.3 mm
↔	113.4 mm



No.15 **10 min**

1	(406)
↕	95.9 mm
↔	89.9 mm



No.16 **17 min**

1	(406)
↕	230.9 mm
↔	37.8 mm



No.17 **45 min**

1	(817)
↕	254.6 mm
↔	158.2 mm



No.18 **55 min**

1	(515)	9	(515)
2	(808)	10	(808)
3	(086)	11	(086)
4	(079)	12	(124)
5	(124)	13	(079)
6	(086)	14	(086)
7	(807)	15	(807)
8	(124)		
↕	128.5 mm ↔ 116.0 mm		



No.19 **24 min**

1	(079)
2	(124)
3	(086)
4	(807)
5	(515)
6	(808)
7	(079)
8	(124)
9	(807)
10	(086)
↕	77.4 mm
↔	94.9 mm



No.20 **16 min**

1	(086)
2	(124)
3	(807)
4	(515)
5	(808)
6	(086)
7	(079)
8	(124)
9	(086)
10	(807)
↕	49.8 mm
↔	83.8 mm



No.21 **15 min**

1	(399)
2	(817)
3	(079)
4	(124)
5	(086)
6	(107)
7	(086)
8	(124)
9	(086)
10	(107)
↕	56.2 mm
↔	70.1 mm



No.22 **5 min**

1	(507)
2	(124)
3	(030)
4	(502)
5	(079)
6	(030)
7	(339)
↕	25.4 mm
↔	41.5 mm



No.23 **19 min**

1	(502)	12	(507)	
2	(507)	13	(079)	
3	(079)	14	(124)	
4	(800)	15	(339)	
5	(502)	16	(800)	
6	(339)	17	(502)	
7	(124)	18	(124)	
8	(079)	19	(030)	
9	(030)	20	(079)	
10	(339)	21	(339)	
11	(800)	22	(800)	
↕	76.6 mm ↔ 134.9 mm			



No.24 **12 min**

1	(017)	7	(420)	
2	(420)	8	(017)	
3	(019)	9	(019)	
4	(502)	10	(017)	
5	(027)	11	(420)	
6	(339)	12	(019)	
↕	43.2 mm ↔ 69.9 mm			



No.25 **17 min**

1	(017)	13	(017)	
2	(420)	14	(420)	
3	(019)	15	(019)	
4	(502)	16	(502)	
5	(027)	17	(027)	
6	(339)	18	(339)	
7	(420)	19	(420)	
8	(017)	20	(017)	
9	(019)	21	(019)	
10	(017)	22	(017)	
11	(420)	23	(420)	
12	(019)	24	(019)	
↕	28.5 mm ↔ 125.7 mm			

Embroidery Pattern Color Change Table Nakış Deseni Renk Değişim Tablosu


ตารางการเปลี่ยนสีแพทเทิร์นลายปัก

绣花花样颜色变更表

刺繡花樣顏色轉換表

자수 패턴 색 변경 테이블


No.26 **21 min**



1	(206)
2	(085)
3	(019)
4	(085)
5	(704)
6	(209)
7	(030)

↓ 93.7 mm
↔ 56.8 mm


No.30 **14 min**



1	(085)
2	(205)
3	(019)
4	(704)
5	(209)
6	(030)

↓ 92.4 mm
↔ 53.3 mm


No.34 **19 min**



1	(513)
2	(001)
3	(206)
4	(515)
5	(704)
6	(209)
7	(030)

↓ 95.1 mm
↔ 60.1 mm


No.27 **11 min**



1	(420)
2	(406)
3	(019)
4	(704)
5	(209)
6	(030)

↓ 94.3 mm
↔ 41.0 mm


No.31 **15 min**



1	(807)
2	(085)
3	(019)
4	(704)
5	(209)
6	(030)

↓ 91.9 mm
↔ 50.5 mm


No.35 **15 min**



1	(019)
2	(534)
3	(509)
4	(704)
5	(209)
6	(030)

↓ 95.9 mm
↔ 57.8 mm


No.28 **15 min**



1	(209)
2	(206)
3	(704)
4	(209)
5	(030)

↓ 94.8 mm
↔ 56.3 mm


No.32 **15 min**



1	(001)
2	(420)
3	(206)
4	(086)
5	(704)
6	(209)
7	(030)

↓ 93.7 mm
↔ 53.0 mm

No.36 **27 min**



1	× (017)
2	× (010)
3	(017)
4	(017)
5	(017)
6	(010)
7	(010)
8	(085)
9	(086)
10	(800)

↓ 182.8 mm
↔ 136.5 mm


No.29 **13 min**



1	(086)
2	(124)
3	(704)
4	(209)
5	(030)

↓ 93.8 mm
↔ 55.5 mm

No.33 **12 min**



1	(405)
2	(027)
3	(019)
4	(704)
5	(209)
6	(030)

↓ 93.0 mm
↔ 52.9 mm

♥ Refer to the machine's operation manual for details on how to embroider appliqués.

♥ Aplikelerin nasıl işleneceği ile ilgili detaylar için makinenin kullanım kılavuzuna başvurun.

♥ กรุณาดูคู่มือการใช้งานของจักรเพื่อดูรายละเอียดวิธีการปักแอปพลิเคชัน

♥ 请参见机器的使用说明书，了解如何绣制贴布绣的详细信息。

♥ 關於如何進行貼布繡的詳細資訊，請參考本機的使用說明書。

♥ 아플리케 자수 방법에 대한 자세한 내용은 기기의 작동 설명서를 참조하세요.

Patterns marked with ● have been rotated. Check your design placement prior to embroidering.

● ile işaretli desenler döndürülmüştür. Nakış işleminden önce deseninizin yerleşimini kontrol edin.

แพทเทิร์นที่มีเครื่องหมาย ● ได้มีการหมุนลาย

ควรตรวจสอบตำแหน่งการออกแบบของท่านก่อนที่จะทำการปัก

标记为 ● 的花样已旋转。绣花前请检查设计的放置。

以 ● 標記的花樣已旋轉。刺繡前先檢查設計位置。

● 으로 표시된 패턴이 회전되었습니다. 자수 전에 디자인 위치를 확인하세요.



No.37 **57 min**

1	Yellow (206)
2	Blue (019)
3	Green (513)
4	Grey (005)
5	Red (800)
6	Pink (086)
7	White (001)
8	Dark Blue (070)
9	Light Blue (019)
↓	174.6 mm
↔	149.3 mm



No.42 **3 min**

1	-----x (058)
2	----- (058)
3	~~~~~ (058)
4	█ (058)
↓	35.5 mm
↔	85.0 mm



No.44 **5 min**

1	-----x (800)
2	----- (800)
3	~~~~~ (800)
4	█ (007)
↓	129.9 mm
↔	62.4 mm



No.38 **7 min**

1	-----x (512)	7	█ (745)
2	-----x (505)	8	█ (463)
3	----- (512)	9	█ (575)
4	~~~~~ (512)	10	█ (463)
5	----- (505)	11	█ (575)
6	~~~~~ (505)	12	█ (043)
↓	56.3 mm	↔	85.9 mm



No.43 **8 min**

1	-----x (900)	3	~~~~~ (900)
2	----- (900)	4	█ (707)
↓	56.0 mm	↔	145.4 mm



No.45 **32 min**

1	-----x (017)
2	----- (017)
3	~~~~~ (017)
4	█ (007)
5	█ (005)
6	█ (406)
7	█ (019)
↓	177.6 mm
↔	114.2 mm



No.39 **3 min**

1	-----x (149)
2	-----x (463)
3	----- (463)
4	~~~~~ (463)
5	█ (463)
6	----- (149)
7	~~~~~ (149)
8	█ (000)
↓	76.2 mm
↔	59.3 mm



No.46 **2 min**

1	█ (158)
↓	66.8 mm
↔	59.8 mm



No.40 **51 min**

1	█ (812)
2	█ (019)
3	█ (017)
4	█ (007)
↓	126.6 mm
↔	108.8 mm



No.47 **6 min**

1	█ (158)
↓	249.8 mm
↔	72.9 mm




No.48 **12 min**

1	█ (158)
↓	176.7 mm
↔	82.0 mm



No.41 **4 min**

1	-----x (800)
2	----- (800)
3	~~~~~ (800)
4	█ (800)
5	█ (086)
6	█ (085)
7	█ (058)
8	█ (001)
↓	47.8 mm
↔	79.4 mm



No.49 **11 min**

1	█ (158)
↓	252.3 mm
↔	78.2 mm

Embroidery Pattern Color Change Table Nakış Deseni Renk Değişim Tablosu

ตารางการเปลี่ยนสีแพทเทิร์นลายปัก

绣花花样颜色变更表

刺繡花樣顏色轉換表


자수 패턴 색 변경 테이블




No.50		12 min
1		(330)
2		(328)
3		(810)
↓	146.0 mm	
↔	146.5 mm	




No.53		4 min
1		(517)
2		(330)
↓	63.5 mm	
↔	103.8 mm	



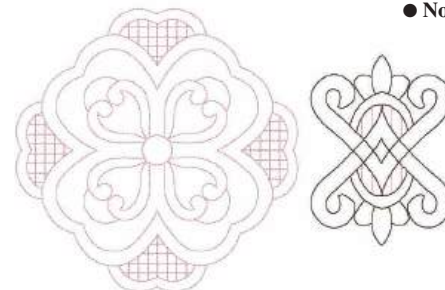
No.51		10 min
1		(704)
2		(328)
↓	151.1 mm	
↔	149.8 mm	



No.54		12 min
1		(079)
2		(058)
↓	141.3 mm	
↔	141.8 mm	



No.52		14 min
1		(517)
2		(330)
↓	143.8 mm	
↔	143.0 mm	



● No.55		11 min
1		(058)
2		(079)
↓	230.0 mm	
↔	148.6 mm	

♥ Refer to the machine's operation manual for details on how to embroider appliqués.

♥ Aplikelerin nasıl işleneceği ile ilgili detaylar için makinenin kullanım kılavuzuna başvurun.

♥ กรุณาดูคู่มือการใช้งานของจักรเพื่อดูรายละเอียดวิธีการปักแอปพลิเคชัน

♥ 请参见机器的使用说明书，了解如何绣制贴布绣的详细信息。

♥ 關於如何進行貼布繡的詳細資訊，請參考本機的使用說明書。

♥ 아플리케 자수 방법에 대한 자세한 내용은 기기의 작동 설명서를 참조하세요.

Patterns marked with ● have been rotated. Check your design placement prior to embroidering.

● ile işaretli desenler döndürülmüştür. Nakış işleminden önce deseninizin yerleşimini kontrol edin.

แพทเทิร์นที่มีเครื่องหมาย ● ได้มีการหมุนลาย

ควรตรวจสอบตำแหน่งการออกแบบของท่านก่อนที่จะทำการปัก

标记为 ● 的花样已旋转。绣花前请检查设计的放置。

以 ● 標記的花樣已旋轉。刺繡前先檢查設計位置。

● 으로 표시된 패턴이 회전되었습니다. 자수 전에 디자인 위치를 확인하세요.

◆ Floral Alphabet #1

◆ ตัวอักษรลายดอกไม้ #1

◆ 花飾字母 #1

◆ Çiçekli Harf Desenleri #1


◆ 花纹字母 #1

◆ 꽃장식 알파벳 #1




No.1 **12 min**

1	(214)
2	(348)
3	(019)
4	(515)
5	(030)
↓	135.5 mm
↔	132.4 mm




No.6 **8 min**

1	(214)
2	(348)
3	(515)
4	(030)
5	(019)
↓	117.8 mm
↔	88.9 mm




No.11 **12 min**

1	(214)
2	(348)
3	(019)
4	(515)
5	(030)
↓	105.4 mm
↔	117.7 mm




No.2 **12 min**

1	(214)
2	(348)
3	(030)
4	(515)
5	(019)
↓	121.4 mm
↔	92.0 mm




No.7 **12 min**

1	(214)
2	(348)
3	(515)
4	(030)
5	(019)
↓	139.9 mm
↔	100.2 mm




No.12 **9 min**

1	(214)
2	(348)
3	(030)
4	(515)
5	(019)
↓	105.3 mm
↔	100.1 mm




No.3 **10 min**

1	(214)
2	(348)
3	(030)
4	(515)
5	(019)
↓	123.1 mm
↔	102.6 mm




No.8 **10 min**

1	(214)
2	(348)
3	(515)
4	(030)
5	(019)
↓	127.6 mm
↔	105.8 mm




No.13 **13 min**

1	(214)
2	(348)
3	(515)
4	(019)
5	(030)
↓	129.4 mm
↔	144.5 mm




No.4 **11 min**

1	(214)
2	(348)
3	(515)
4	(030)
5	(019)
↓	109.5 mm
↔	104.7 mm




No.9 **7 min**

1	(214)
2	(348)
3	(019)
4	(515)
5	(030)
↓	123.6 mm
↔	63.8 mm




No.14 **11 min**

1	(214)
2	(348)
3	(515)
4	(030)
5	(019)
↓	110.6 mm
↔	108.6 mm




No.5 **11 min**

1	(214)
2	(348)
3	(030)
4	(515)
5	(019)
↓	123.1 mm
↔	102.7 mm




No.10 **7 min**

1	(214)
2	(348)
3	(030)
4	(515)
5	(019)
↓	140.8 mm
↔	80.4 mm



No.15 **11 min**

1	(214)
2	(348)
3	(030)
4	(515)
5	(019)
↓	102.8 mm
↔	91.1 mm



Embroidery Pattern Color Change Table
Nakış Deseni Renk Değişim Tablosu


ตารางการเปลี่ยนสีแพทเทิร์นลายปัก

绣花花样颜色变更表

刺繡花樣顏色轉換表

자수 패턴 색 변경 테이블


No.16 **10 min**



1	(214)
2	(348)
3	(030)
4	(515)
5	(019)

↓ 112.1 mm
↔ 101.7 mm


No.22 **8 min**



1	(214)
2	(348)
3	(019)
4	(515)
5	(030)

↓ 126.0 mm
↔ 123.4 mm


No.27 **1 min**



1	(214)
2	(030)
3	(515)

↓ 18.2 mm
↔ 22.4 mm


No.17 **11 min**



1	(214)
2	(348)
3	(019)
4	(515)
5	(030)

↓ 120.7 mm
↔ 93.2 mm


No.23 **13 min**



1	(214)
2	(348)
3	(030)
4	(515)
5	(019)

↓ 102.2 mm
↔ 125.7 mm


No.28 **5 min**



1	(214)
2	(515)
3	(019)
4	(030)

↓ 186.1 mm
↔ 49.3 mm


No.18 **12 min**



1	(214)
2	(348)
3	(019)
4	(515)
5	(030)

↓ 113.9 mm
↔ 110.4 mm


No.24 **12 min**



1	(214)
2	(348)
3	(515)
4	(030)
5	(019)

↓ 103.7 mm
↔ 121.6 mm


No.29 **6 min**



1	(019)
2	(214)
3	(030)

↓ 172.8 mm
↔ 57.3 mm


No.19 **11 min**



1	(214)
2	(348)
3	(019)
4	(515)
5	(030)

↓ 121.0 mm
↔ 93.8 mm


No.25 **9 min**



1	(214)
2	(348)
3	(019)
4	(515)
5	(030)

↓ 138.1 mm
↔ 120.0 mm


No.30 **5 min**



1	(214)
2	(030)
3	(019)

↓ 179.5 mm
↔ 40.9 mm


No.20 **10 min**



1	(214)
2	(348)
3	(019)
4	(515)
5	(030)

↓ 102.5 mm
↔ 104.1 mm

No.26 **10 min**



1	(214)
2	(348)
3	(019)
4	(515)
5	(030)




↓ 104.8 mm
↔ 120.9 mm

◆ Example ◆ Örnek ◆ ตัวอย่าง
◆ 示例 ◆ 範例 ◆ 예


12 min

1	(214)
2	(348)
3	(019)
4	(515)
5	(030)

↓ 135.5 mm
↔ 132.4 mm

No.21 **9 min**



1	(214)
2	(348)
3	(515)
4	(019)
5	(030)

↓ 103.2 mm
↔ 108.0 mm

Patterns marked with ● have been rotated. Check your design placement prior to embroidering.

● ile işaretli desenler döndürülmüştür. Nakışı işlemeyen önce deseninizin yerleşimini kontrol edin.

แพทเทิร์นที่มีเครื่องหมาย ● ได้มีการหมุนลาย ควรตรวจสอบตำแหน่งการออกแบบของท่านก่อนที่จะทำการปัก

标记为 ● 的花样已旋转。绣花前请检查设计的放置。

以 ● 標記的花樣已旋轉。刺繡前請檢查設計位置。

● 으로 표시된 패턴이 회전되었습니다. 자수 전에 디자인 위치를 확인하세요.

◆ Floral Alphabet #2

◆ ตัวอักษรลายดอกไม้ #2

◆ 花飾字母 #2

◆ Çiçekli Harf Desenleri #2

◆ 花纹字母 #2

◆ 꽃장식 알파벳 #2



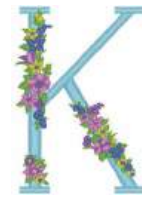
No.1 **15 min**

1	(017)
2	(513)
3	(810)
4	(070)
5	(612)
6	(205)
↓	125.9 mm
↔	78.6 mm



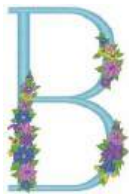
No.6 **20 min**

1	(017)
2	(513)
3	(070)
4	(810)
5	(205)
6	(612)
↓	125.9 mm
↔	81.4 mm



No.11 **19 min**

1	(017)
2	(513)
3	(810)
4	(612)
5	(205)
6	(070)
↓	125.8 mm
↔	87.8 mm



No.2 **18 min**

1	(017)
2	(513)
3	(810)
4	(205)
5	(070)
6	(612)
↓	127.4 mm
↔	83.1 mm



No.7 **17 min**

1	(017)
2	(513)
3	(205)
4	(612)
5	(070)
6	(810)
↓	126.6 mm
↔	84.0 mm



No.12 **13 min**

1	(017)
2	(513)
3	(810)
4	(205)
5	(612)
6	(070)
↓	126.0 mm
↔	77.2 mm



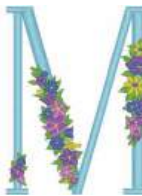
No.3 **15 min**

1	(017)
2	(513)
3	(810)
4	(205)
5	(612)
6	(070)
↓	125.8 mm
↔	81.7 mm



No.8 **18 min**

1	(017)
2	(513)
3	(612)
4	(810)
5	(205)
6	(070)
↓	126.0 mm
↔	90.4 mm




No.13 **25 min**

1	(017)
2	(513)
3	(205)
4	(612)
5	(810)
6	(070)
↓	125.9 mm
↔	103.7 mm



No.4 **16 min**

1	(017)
2	(513)
3	(205)
4	(810)
5	(612)
6	(070)
↓	127.2 mm
↔	86.3 mm



No.9 **10 min**

1	(017)
2	(513)
3	(612)
4	(810)
5	(070)
6	(205)
↓	125.9 mm
↔	26.1 mm



No.14 **17 min**

1	(017)
2	(513)
3	(070)
4	(810)
5	(612)
6	(205)
↓	125.8 mm
↔	86.6 mm



No.5 **21 min**

1	(017)
2	(513)
3	(810)
4	(070)
5	(612)
6	(205)
↓	126.1 mm
↔	85.9 mm



No.10 **10 min**

1	(017)
2	(513)
3	(612)
4	(810)
5	(070)
6	(205)
↓	125.8 mm
↔	49.8 mm



No.15 **16 min**

1	(017)
2	(513)
3	(612)
4	(810)
5	(070)
6	(205)
↓	125.3 mm
↔	95.0 mm


Embroidery Pattern Color Change Table Nakış Deseni Renk Değişim Tablosu

ตารางการเปลี่ยนสีแพทเทิร์นลายปัก


绣花花样颜色变更表

刺繡花樣顏色轉換表

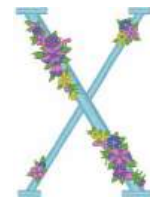
자수 패턴 색 변경 테이블



No.16		13 min
1		(017)
2		(513)
3		(810)
4		(070)
5		(205)
6		(612)
↕		126.0 mm
↔		73.4 mm



No.20		14 min
1		(017)
2		(513)
3		(810)
4		(205)
5		(612)
6		(070)
↕		126.1 mm
↔		70.0 mm



No.24		17 min
1		(017)
2		(513)
3		(070)
4		(810)
5		(205)
6		(612)
↕		126.1 mm
↔		91.6 mm



No.17		21 min
1		(017)
2		(513)
3		(810)
4		(612)
5		(205)
6		(070)
↕		129.4 mm
↔		95.3 mm



No.21		13 min
1		(017)
2		(513)
3		(810)
4		(612)
5		(070)
6		(205)
↕		126.1 mm
↔		79.9 mm



No.25		14 min
1		(017)
2		(513)
3		(070)
4		(810)
5		(612)
6		(205)
↕		125.9 mm
↔		84.8 mm



No.18		18 min
1		(017)
2		(513)
3		(612)
4		(070)
5		(810)
6		(205)
↕		126.0 mm
↔		83.0 mm



No.22		13 min
1		(017)
2		(513)
3		(810)
4		(070)
5		(612)
6		(205)
↕		126.0 mm
↔		77.8 mm



No.26		15 min
1		(017)
2		(513)
3		(810)
4		(205)
5		(612)
6		(070)
↕		125.9 mm
↔		70.0 mm



No.19		15 min
1		(017)
2		(513)
3		(810)
4		(612)
5		(205)
6		(070)
↕		125.9 mm
↔		70.3 mm



No.23		24 min
1		(017)
2		(513)
3		(612)
4		(810)
5		(070)
6		(205)
↕		125.8 mm
↔		119.4 mm



No.27		5 min
1		(513)
2		(612)
3		(810)
4		(070)
5		(205)
↕		95.4 mm
↔		24.7 mm



No.29		1 min
1		(513)
2		(810)
3		(205)
4		(612)
↕		25.7 mm
↔		17.0 mm



No.31		7 min
1		(513)
2		(070)
3		(810)
4		(612)
5		(205)
↕		37.6 mm
↔		109.4 mm



No.32		7 min
1		(513)
2		(070)
3		(810)
4		(612)
5		(205)
↕		41.6 mm
↔		79.8 mm



No.28		3 min
1		(513)
2		(810)
3		(612)
4		(205)
5		(070)
↕		47.9 mm
↔		20.5 mm




No.30		1 min
1		(513)
2		(070)
3		(810)
↕		17.9 mm
↔		13.1 mm

- ◆ Example
- ◆ Örnek
- ◆ ตัวอย่าง
- ◆ 示例
- ◆ 範例
- ◆ 예



Example		15 min
1		(017)
2		(513)
3		(810)
4		(070)
5		(612)
6		(205)
↕		125.9 mm
↔		78.6 mm



Embroidery Ideas

ไอเดียงานปัก

刺繡創作意念

Nakış Fikirleri

绣花概念






자수 아이디어


● Combining embroidery patterns

- การรวมแพทเทิร์นหลายปัก
- 組合刺繡花樣

● Nakış desenlerinin kombinasyonu


- 組合绣花花樣
- 자수 패턴 조합





 No.16 × 2
No.17 × 1




 No.16 × 8





 No.04 × 1
No.05 × 1
No.06 × 1
No.07 × 1
No.08 × 2


 No.26 × 4
No.27 × 2



 No.27 × 9




 No.29 × 4



 No.30 × 6



 No.28 × 3
No.29 × 1



Color Thread Conversion Chart İplik Rengi Dönüşüm Tablosu

ตารางเทียบสีด้าย

绣花线颜色转换表

繡線顏色轉換表

실 색상 변환 차트

	Color Name / Renk Adı / ชื่อสี / 颜色名称 / 顏色名稱 / 색 이름	Embroidery	Country	Madeira Polyneon	Madeira Rayon	Sulky	R.A. Polyester
1	Black / Siyah / ดำ / 黑色 / 黑 / 검정	 900	 100	1800	1000	1005	5596
2	White / Beyaz / ขาว / 白色 / 白 / 하얗	 001	 000	1801	1002	1001	5597
3	Red / Kırmızı / แดง / 红色 / 紅 / 빨강	 800	 149	1637	1037	1037	5678
4	Pink / Pembe / ชมพู / 粉红 / 粉色 / 분홍	 085	 155	1921	1108	1224	5523
5	Deep Rose / Koyu Gül / กุหลาบเข้ม / 深玫瑰色 / 深玫瑰 / 진한 장미색	 086	 024	1721	1117	1154	9168
6	Flesh Pink / Et Pembe / เนื้ออมชมพู / 肉红色 / 淡粉 / 살분홍	 124	 152	1915	1015	1064	5677
7	Dark Fuchsia / Koyu Fuşya / บานเย็นเข้ม / 深桃红 / 深桃红 / 어두운 푸크시아색	 107	 126	1984	1383	1533	5804
8	Vermillion / Zincifre / แดงชาด / 朱红 / 朱紅 / 주홍	 030	 148	1779	1179	1184	9023
9	Carmine / Karmin / คาร์มิน / 洋红色 / 胭脂红 / 카민	 807	 158	1986	1081	1511	5561
10	Royal Purple / Royal Mor / ม่วงสด / 淡紫色 / 皇家紫 / 로열퍼플	 869	 636	1788	1188	1192	5681
11	Magenta / Macenta / ม่วงแดง / 洋红色 / 紅紫色 / 마젠타	 620	 625	1710	1319	1191	5592
12	Salmon Pink / Somon Pembesi / ชมพูแซลมอน / 橙红色 / 橙红 / 새먼 핑크	 079	 122	1816	1317	1225	5773
13	Amber Red / Kehribar Kırmızı / แดงอำพัน / 琥珀红 / 琥珀红 / 엠베레드	 333	 212	1942	1341	1119	5591
14	Lemon Yellow / Limon Sarı / เหลืองมะนาว / 柠檬黄 / 레몬 옐로	 202	 342	1623	1023	1067	5625
15	Yellow / Sarı / เหลือง / 黄色 / 黃 / 노랑	 205	 043	1980	1068	1187	5860
16	Harvest Gold / Saman Sarısı / ทองรวงข้าว / 丰收金 / 丰收金 / 하비스트 골드	 206	 334	1971	1024	1124	5770
17	Orange / Turuncu / ส้ม / 橘色 / 橘 / 주황	 208	 335	1951	1137	1024	5694
18	Pumpkin / Kabak / ฟักทอง / 桔黄色 / 南瓜色 / 호박색 (채소)	 126	 322	1952	1155	1065	5630
19	Tangerine / Mandalina / ส้มจีน / 橘红色 / 蜜桔橘 / 귤색	 209	 336	1965	1078	1078	5518
20	Cream Brown / Krem Kahverengi / น้ำตาลครีม / 奶油棕 / 奶油棕 / 크림 브라운	 010	 331	1866	1022	1061	5761
21	Cream Yellow / Krem Sarı / เหลืองครีม / 奶油黄 / 奶油黄 / 크림 옐로	 812	 370	1861	1349	1135	5564
22	Khaki / Haki / kaki / 土黄色 / 卡其色 / 카키색	 348	 242	1939	1255	1055	5636
23	Deep Gold / Derin Altın / ทองเข้ม / 暗金 / 深金黄 / 진한 금색	 214	 354	1772	1172	1025	5770
24	Brass / Pırınç / ทองเหลือง / 黄铜色 / 黃銅色 / 황동색	 328	 404	1791	1192	1159	9109
25	Linen / Keten / 린넨 / 亚麻色 / 亞麻 / 리넨색	 307	 025	1682	1149	1082	5635
26	Dark Brown / Koyu Kahverengi / น้ำตาลอมดำ / 暗棕色 / 暗棕 / 어두운 갈색	 058	 717	1859	1130	1129	5637
27	Reddish Brown / Kırmızı Kahverengi / น้ำตาลอมแดง / 红褐色 / 紅棕 / 적갈색	 337	 264	1753	1253	1021	5781
28	Clay Brown / Kil Kahverengi / น้ำตาลดินเหนียว / 土褐色 / 土棕 / 클레이 브라운	 339	 224	1621	1021	1158	5590
29	Beige / Bej / 베이지 / 米黄色 / 米色 / 베이지색	 843	 012	1738	1138	1127	5598
30	Warm Gray / Sıcak Gri / เทาอบอุ่น / 暖灰色 / 暖灰 / 웜 그레이	 399	 706	1860	1085	1218	9126
31	Russet Brown / Kızıl Kahverengi / น้ำตาลอมเหลือง / 赤褐色 / 赤褐棕 / 팔색	 330	 414	1726	1194	1126	5702
32	Light Brown / Açık Kahverengi / น้ำตาลอ่อน / 浅棕色 / 淺棕 / 밝은 갈색	 323	 255	1729	1056	1128	5789

	Color Name / Renk Adı / ชื่อสี / 颜色名称 / 顔色名稱 / 색 이름	Embroidery	Country	Madeira Polyneon	Madeira Rayon	Sulky	R.A. Polyester
33	Seacrest / Seacrest / ซีเครสต์ / 西克雷斯特 / 青瓷色 / 청자색 (도기)	 542	 505	1647	1219	1077	5578
34	Mint Green / Nane Yeşil / เขียวมินต์ / 薄荷绿 / 薄荷綠 / 민트 그린	 502	 461	1702	1302	1047	5511
35	Leaf Green / Yaprak Yeşil / เขียวใบไม้ / 叶绿 / 葉綠 / 리프 그린	 509	 463	1749	1050	1510	5514
36	Olive Green / Zeytin Yeşil / เขียวมะกอก / 橄榄绿 / 橄欖綠 / 올리브 그린	 519	 476	1904	1396	1174	5502
37	Dark Olive / Koyu Zeytin / เขียวมะกอกเข้ม / 暗橄榄绿 / 暗橄欖綠 / 어두운 올리브색	 517	 473	1769	1156	1156	9122
38	Teal Green / Cam Göbeği Yeşil / เขียวทีล / 蓝绿色 / 深青綠 / 틸 그린	 534	 483	1879	1298	1503	5751
39	Emerald Green / Zümrüt Yeşil / เขียวมรกต / 翡翠绿 / 鮮綠 / 에메랄드 그린	 507	 485	1750	1250	1079	5508
40	Deep Green / Derin Yeşil / เขียวเข้ม / 深绿 / 深綠 / 진한 초록	 808	 467	1703	1370	1208	5615
41	Fresh Green / Taze Yeşil / เขียวสด / 鲜绿 / 青綠 / 프레시 그린	 027	 442	1706	1102	1209	9153
42	Lime Green / Lime Yeşil / เขียวมะนาว / 浅绿色 / 萊姆綠 / 라임 그린	 513	 444	1848	1049	1177	5622
43	Moss Green / Yosun Yeşil / เขียวมอส / 苔藓绿 / 苔蘚綠 / 모스 그린	 515	 446	1770	1369	1176	9091
44	Blue / Mavi / น้ำเงิน / 蓝色 / 藍 / 파랑	 405	 586	1829	1177	1076	5684
45	Ultra Marine / Ultra Deniz / น้ำเงินแก่ / 深海洋蓝 / 群青色 / 군청색	 406	 575	1842	1076	1042	5736
46	Light Blue / Açık Mavi / ฟ้ายอ่อน / 浅蓝色 / 淡藍 / 밝은 파랑	 017	 150	1932	1132	1074	5683
47	Sky Blue / Gökyüzü Mavi / ฟ้องฟ้า / 天蓝色 / 天藍 / 하늘색	 019	 512	1828	1029	1196	5506
48	Electric Blue / Elektrik Mavi / น้ำเงินสว่าง / 铁蓝色 / 銅青色 / 강청색	 420	 564	1797	1297	1250	5829
49	Peacock Blue / Tavus Kuşu Mavi / ฟ้านกยูง / 孔雀蓝 / 孔雀藍 / 피콕블루	 415	 057	1652	1252	1206	5810
50	Prussian Blue / Prusya Mavi / น้ำเงินอมดำ / 普鲁士蓝 / 普魯士藍 / 프리시아블루	 007	 588	1767	1166	1535	5737
51	Cornflower Blue / Peygamberçiçeği / ฟ้าดอกคองฟลาวเวอร์ / 车菊蓝 / 矢車菊藍 / 콘플라워블루	 070	 015	1830	1335	1028	5601
52	Light Lilac / Açık Leylak / ไลแลคอ่อน / 淡紫色 / 淺紫色 / 밝은 라일락색	 810	 133	1911	1031	1121	9016
53	Lilac / Leylak / ไลแลค / 淡紫色 / 雪青色 / 라일락색	 612	 623	1831	1080	1080	9009
54	Violet / Menekşe / ม่วงไวโอลิต / 紫罗兰色 / 紫羅蘭色 / 바이올렛색	 613	 624	1631	1033	1194	5588
55	Purple / Mor / ม่วง / 紫色 / 紫色 / 보라	 614	 635	1880	1122	1122	5554
56	Lavender / Lavanta / ลาเวนเดอร์ / 淡紫色 / 薰衣草紫 / 라벤더색	 804	 604	1630	1261	1193	5586
57	Wisteria Violet / Morsalkim Mor / วิสทีเรียไวโอลิต / 紫藤色 / 紫藤紫 / 위스타리아바이올렛색	 607	 003	1943	1311	1032	5587
58	Pewter / Kurşun / ตะกั่ว / 锡色 / 白鐵 / 뿔납색	 704	 745	1840	1041	1041	9114
59	Dark Gray / Koyu Gri / เทาอมดำ / 暗灰色 / 暗灰 / 어두운 회색	 707	 747	1841	1241	1220	5565
60	Silver / Gümüş / เงิน / 银色 / 銀 / 은색	 005	 020	1812	1087	1011	5640
61	Gray / Gri / เทา / 灰色 / 灰 / 회색	 817	 734	1640	1118	1219	5782
62	----->						
63	-----						
64	~~~~~						

Note: The conversion chart is based on Embroidery thread. The color shades may vary with the different brands listed on the chart. If unsure of a particular color(s), please sew test. Robison Anton (R.A.), Madeira and Sulky are respectively registered trademarks. Actual colors may vary slightly from the chart.

Not: Dönüşüm tablosu Nakış ipliğini temel alır. Renk tonları tabloda sıralanan farklı markalara göre değişebilir. Eğer belirli bir renkten (renklerden) emin değilseniz, lütfen dikiş testi yapın. Robison Anton (R.A.), Madeira ve Sulky tescilli markalardır. Gerçek renkler tablodakilerden hafif farklı olabilir.

หมายเหตุ: ตารางเทียบสีนี้อ้างอิงตามด้ายปัก เกรดสีอาจแตกต่างกันไปตามยี่ห้อของด้ายปักที่ระบุไว้ในตาราง หากไม่แน่ใจสีใดสีหนึ่ง โดยเฉพาะ กรุณาลองทดสอบด้วยการเย็บ Robison Anton (R.A.), Madeira and Sulky เป็นเครื่องหมายการค้า จดทะเบียนที่เกี่ยวข้อง สีที่แท้จริงอาจแตกต่างจากตารางเทียบสี

提示： 本转换表以绣花线为准。根据表中所列的不同品牌，颜色可能会有色差。若不确定某一特定颜色，请先做一个绣花测试。Robison Anton (R.A.)、Madeira 与 Sulky 分别是注册商标。实际的颜色可能与表格中所显示颜色稍有不同。

提醒： 本轉換表以刺繡線為準。表中所列的不同品牌可能會有色差。如果對於特定顏色不確定，請進行縫紉測試。Robison Anton (R.A.)、Madeira 及 Sulky 分別為註冊商標。實際顏色可能與表中所示不同。

참고： 변환 차트는 자수 실 기준입니다. 차트의 브랜드마다 색조가 다를 수 있습니다. 특정 색이 불확실하면 시험 재봉을 해보세요. R.A.(Robison Anton), Madeira, Sulky 는 각각 등록 상표입니다. 실제 색은 차트와 약간 다를 수 있습니다.

Font Name Chart

ตารางชื่อฟอนต์

字體名稱表

Yazı Tipi Adı Tablosu

字体名称表

글꼴 이름 차트

	Font Key/ Yazı Tipi Tuşu/ ฟอนต์ชื่อ/ 字体键 / 字體鍵 / 글꼴 키	Font Name/ Yazı Tipi Adı/ ชื่อฟอนต์/ 字体名称 / 字體名稱 / 글꼴 이름
1	⁰¹ ABC	Block 01
2	⁰² ABC	Serif 01
3	⁰³ ABC	Brussels Demi Outline
4	⁰⁴ ABC	Calgary MediumItalic
5	⁰⁵ ABC	Sicilia Light Italic
6	⁰⁶ ABC	Istanbul
7	⁰⁷ ABC	Los Angeles
8	⁰⁸ ABC	Tennessee ExtraBold
9	⁰⁹ ABC	Brussels Light
10	¹⁰ АБВ	Utah Bold Cyrillic
11	¹¹ あいう	Japanese Font 1/ Japonca Yazı Tipi 1/ ฟอนต์ภาษาญี่ปุ่น 1/ 日文字体 1/ 日文字體 1/ 일본어 글꼴 1 (Misugi Gothic B)
12	¹² あいう	Japanese Font 2/ Japonca Yazı Tipi 2/ ฟอนต์ภาษาญี่ปุ่น 2/ 日文字体 2/ 日文字體 2/ 일본어 글꼴 2
13	¹³ あいう	Japanese Font 3/ Japonca Yazı Tipi 3/ ฟอนต์ภาษาญี่ปุ่น 3/ 日文字体 3/ 日文字體 3/ 일본어 글꼴 3 (Rakuchiku POP H)

English
Turkish
Thai
Chinese-simp
Chinese-trad
Korean

888-G30/G32/G34/G60/G70/G72



D02673-001